1VC01 Owens Park, Fallowfield; Campus Redevelopment

Planning Amendments 18.03.19

Drawings & Issues Addressed

Pages 2-32
Elevations To Blocks 101-107 Showing Non-Material Amendments:

1. Proposed PPC metal louvers to match curtain walling frames colour, previously glass louvers approved.
2. Proposed flush PPC metal external doors to switch rooms, previously PPC louvers approved.
3. Proposed Window Types 04 & 08 to be top hung, previously approved side hung.

Pages 33–37
Elevations To Block 108 Showing Amendments In Addition To Above:

1. Proposed entrance surround as brickwork, previously cladding panels approved.
2. Proposed amendment to curtain walling to laundry.
3. Proposed amendment to external fins to be anodised aluminium, previously timber approved.

Page 38
Render To Block 108 Showing Amendment:

1. Proposed amendment to external fins to be anodised aluminium, previously timber approved.

Pages 39-40
Elevations To Energy Centre Showing Amendments:

1. Amendment to flue position.

Previously Approved Elevations Shown Adjacent to Proposed.

Pages 41-42
Material Schedule Showing Amendments To All Blocks:

1. Confirmation of Mill Finish Aluminium for rainwater goods.
2. Proposed change to air brick manufacturer, same basic colours.
3. Proposed change to louver cladding reference due to alternative manufacturer for Energy Centre only.

BUILDING DESIGN PARTNERSHIP SHALL HAVE NO RESPONSIBILITY FOR ANY USE MADE OF THIS DOCUMENT OTHER THAN FOR THAT WHICH IT WAS PREPARED AND ISSUED.

ALL DIMENSIONS SHOULD BE CHECKED ON SITE.

DO NOT SCALE FROM THIS DRAWING

ANY DRAWING ERRORS OR DIVERGENCIES SHOULD BE BROUGHT TO THE ATTENTION OF BUILDING DESIGN PARTNERSHIP AT THE ADDRESS SHOWN BELOW.

NOTES

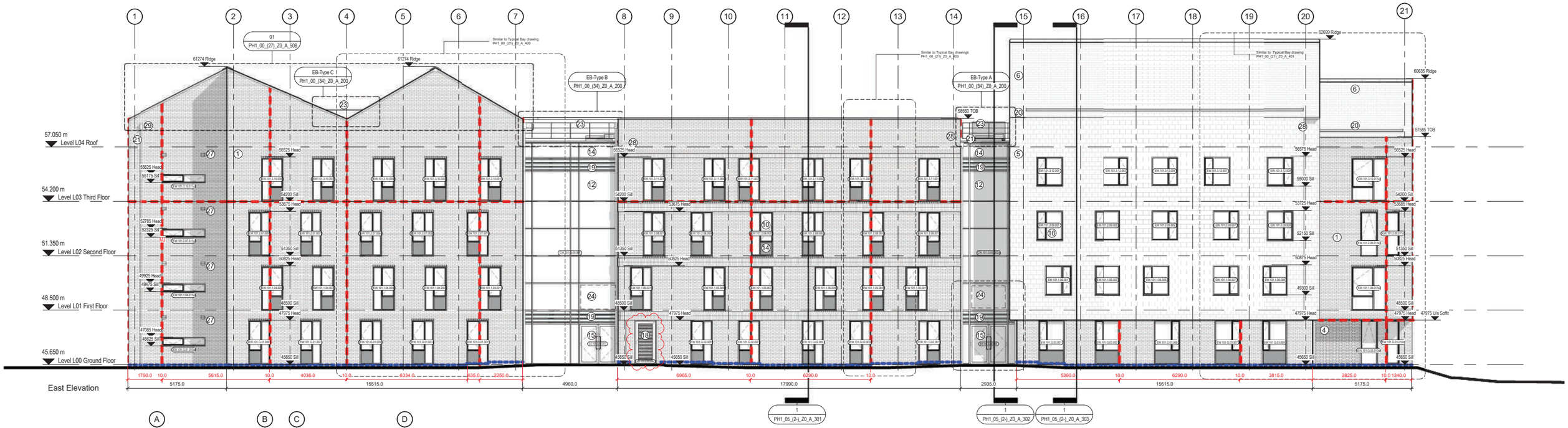

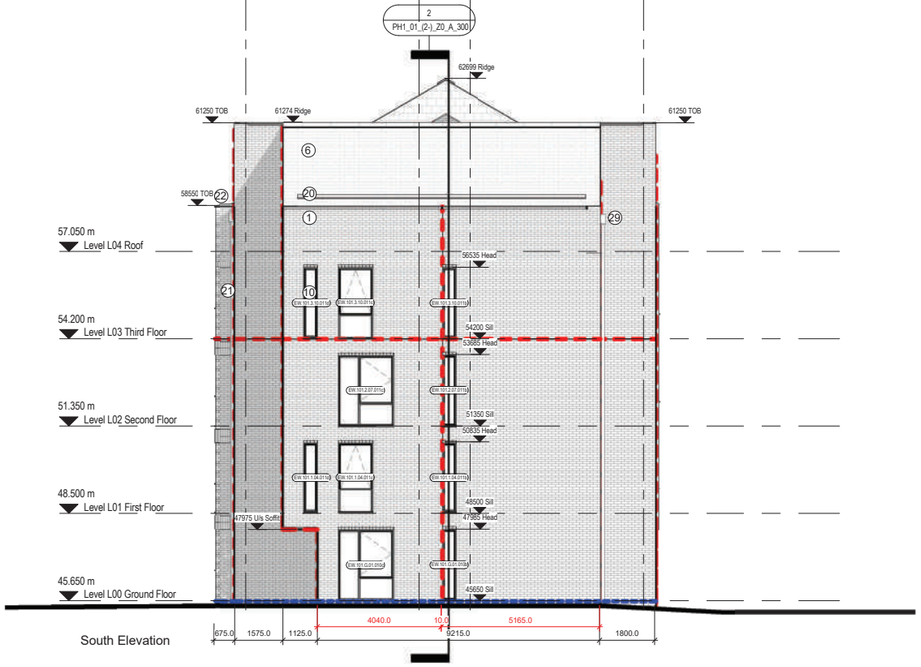

KEY

	1. Buff Brickwork	F10 MBR-105
	2. NOT USED	-
	3. Blue Brickwork	F10 MBR-110
	4. Textured Brickwork panel	F10 MBR-135
	5. Vertical Fibre Cement Slate cladding	H61 EWS- 351
	6. Pitched Fibre Cement Slate roof	H61 RFS-511
	7. Zinc Cladding- Standing Seam	H74 EWS- 431
Material in abeyance	8. Vertical Western Red Cedar louvers	L13 EWS- 617
	9. Solid Laminate Rainscreen Cladding	H92 EWS-432
	10. Aluminium/ Timber Hybrid Window	L10 EWS-154 EWS-155
	11. Zinc Clad Oriel Window	H74 EWS- 431/ L10 EWS- 154 EWS-155
	12. Curtain walling- Residential	H11 EWS- 103
	13. Insulated Aluminium Panel	-
	14. Spandrel panel	L42- GLP- 210
	15. Glazed door	L25- DRS- 221
	16. Bi-folding Glazed door	L25 DRS- 435
	17. Metal door	L25 DRS- 402
	18. Louvered Metal door	L25 DRS- 421
	19. Colt Glazed louvers	L13 EWS- 625
	20. Hidden gutter- fibre cement roof	R10 RWS- 121
Finish in abeyance	21. Mill Finish Rainwater goods/ hoppers	R10 RWS- 112 RWS-127
	22. PPC Aluminium coping	H72 EWS- 412
	23. Metal railing	L35 AMW- 210
	24. Manifestation/ signs	N15
	25. NOT USED	-
	26. Metal Louvres	L13 EWS- 601
	27. Air brick (buff)	F10 MAC- 801
	28. Weir to gutter	
	29. Weir integrated into Hopper Head	

Movement Joint (10mm)

DPC (Minimum 150mm above Ground)

Notes

·Weepholes are not indicated on the drawings.
·Soldier courses are provided extensively. Refer also to Typical Bay drawings for extents.

Bed Joint Reinforcement in Brickwork

Generally brickwork bed joint reinforcement to be located as follows:

- 3 courses above and below openings
- Above and below every soldier course
- Roof verge – 500mm lengths to every course
- Every third course to parapets
- 3 courses at changes in brickwork height

Drawings to be read inconjunction with:

For sections please refer to typical sections:
PH1_05_(2-)_Z0_A_300
PH1_05_(2-)_Z0_A_301
PH1_05_(2-)_Z0_A_302
PH1_05_(2-)_Z0_A_303
PH1_05_(2-)_Z0_A_304

For external wall details refer to (21) Series Drawings

For Brick Specials refer to (27) Series Drawings
P00_00_(27)_Z0_A_505
P00_00_(27)_Z0_A_506
P00_00_(27)_Z0_A_507
P00_00_(27)_Z0_A_508

Bed Joint Reinforcement Information refer to (29) Series Drawings
PH1_01_(29)_Z0_A_400
PH1_01_(29)_Z0_A_401

Fire Barrier Information refer to (68) Series Drawings
PH1_01_(68)_Z0_A_400
PH1_01_(68)_Z0_A_401

MANCHESTER 1824
The University of Manchester

To be read in conjunction with
- All relevant Surveys, such as Topographical and Tree survey
- All other architectural drawings
- Architectural Specification
- Landscape Architecture Drawings and Specifications
- Civil and Structural Engineering Drawings and Specifications
- MEP Engineering Drawings and Specifications
- Acoustic Report
- Lighting Report
- Fire Strategy Report
- Room Data Sheet

REVISION / DESCRIPTION	DRAWN	CHECKED	DATE
C03 - Balustrade & Section references added and Key updated. Door ED.101.G.00.004 changed to single door.	AC	AB	17.10.17
C02 - Construction issue	SL	AB	02.08.17
C01 - Spot Levels added for lightweight steel frame for set out purposes	SL	AB	20.06.17
P05 - Airbricks and weirs added to Elevations, Ground Line adjusted to suit updated landscaping and DPC's added. Update to Materiality Key	KC	MR	02.06.17
P04 - Drawing prefix amended. Movement joints, window & door numbers and gridlines added	AM/KC	MB	04.04.17
P03 - Key updated, building location diagram amended. Phase number amended.	JD	MB	18.11.16
P02 - Revisions to kitchen windows, detail to brickwork added, update to pitch of roofs and curtain walling	KC	MB	04.09.15
Issue for University Requirements	KC	MB	17.07.15

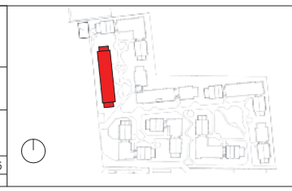

BDP.
11 Ducie Street
PO Box 85, Picadilly Basin
Manchester, M60 3JA
United Kingdom
T +44 (0)161 828 2200
F +44 (0)161 828 2235
www.bdp.com

PROJECT TITLE: Owens Park, Fallowfield: Campus Redevelopment

P2006665

DRAWING TITLE: Unwrapped Elevations - Cluster Flat_01 - Phase 1 Sheet 01

SCALE: @ A1 1 : 100

DATE: 17.07.15

DRAWING NO: PH1_01_(2-)_Z0_A_400

REVISION: C03

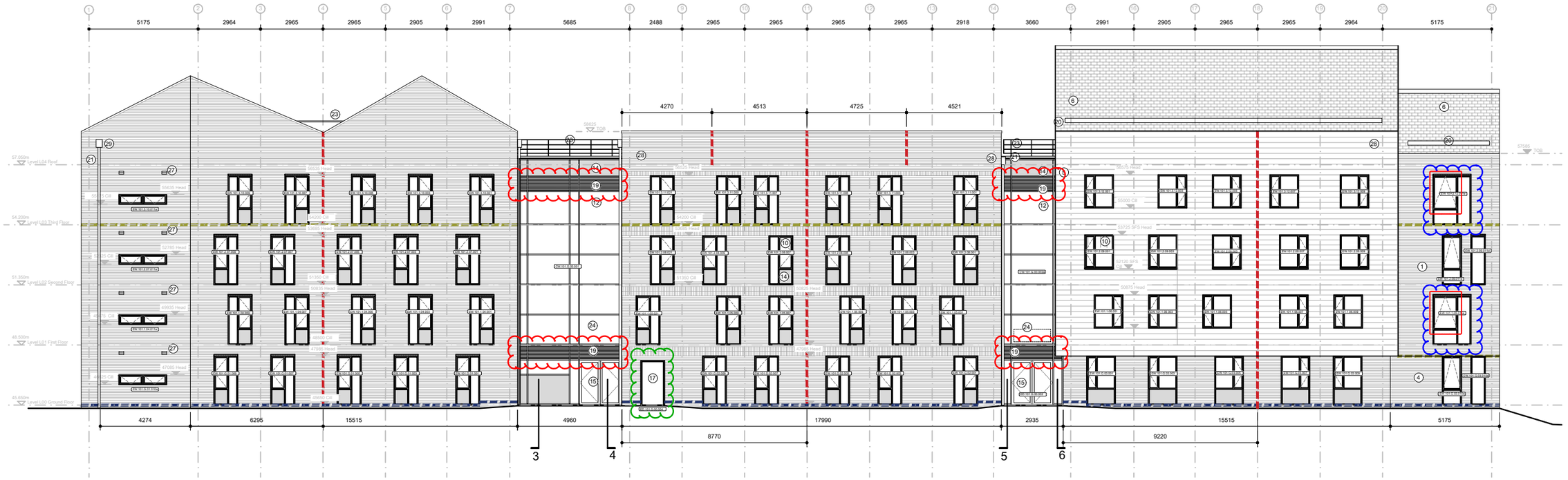

EAST FACING ELEVATION (1:100)

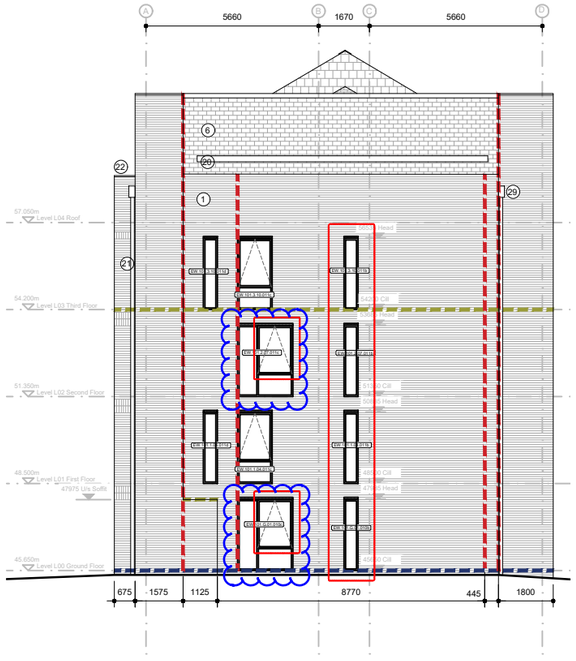

SOUTH FACING ELEVATION (1:100)

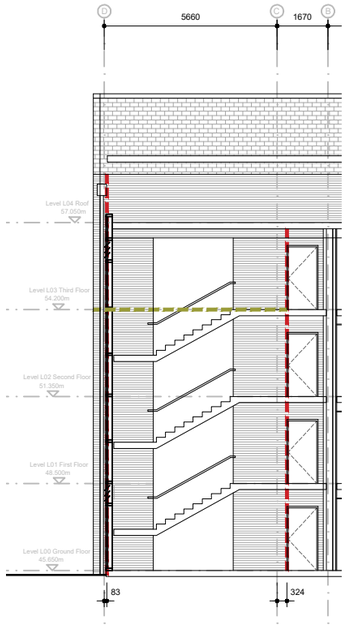

REVEAL ELEVATION 3 (1:100)

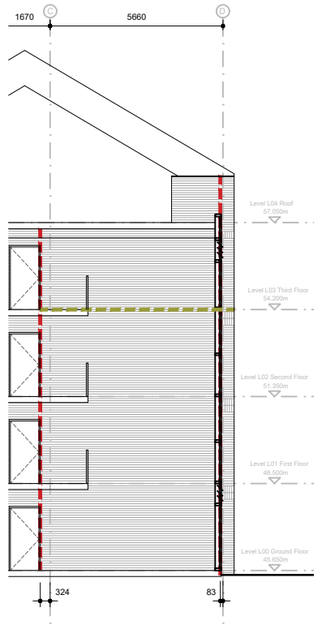

REVEAL ELEVATION 4 (1:100)

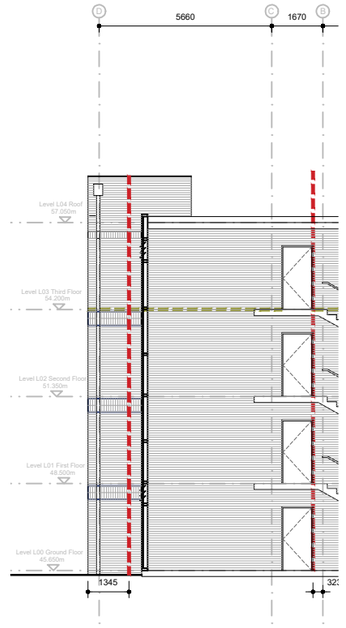

REVEAL ELEVATION 5 (1:100)

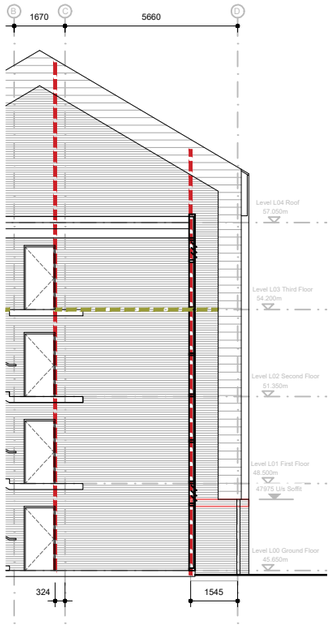

REVEAL ELEVATION 6 (1:100)

NOTES:

- WEEPHOLES ARE NOT INDICATED ON THE DRAWINGS.
- SOLDIER COURSES ARE PROVIDED EXTENSIVELY. REFER ALSO TO TYPICAL BAY DRAWINGS FOR EXTENTS

BED JOINT REINFORCEMENT TO BRICKWORK:

GENERALLY BRICKWORK BED JOINT REINFORCEMENT TO BE LOCATED AS FOLLOWS:

- 3 COURSES ABOVE AND BELOW OPENINGS
- ABOVE AND BELOW EVERY SOLDIER COURSE
- ROOF VERGE - 500mm LENGTHS TO EVERY COURSE
- EVERY THIRD COURSE TO PARAPETS
- 3 COURSES AT CHANGES IN BRICKWORK HEIGHT

WINDOWS IN BLUE AMENDED TO BE TOP HUNG.

DOOR IN GREEN AMENDED TO BE SOLID METAL NOT LOUVRED.

GLASS LOUVRES AMENDED TO BE PPC METAL

KEY:

1. BUFF BRICKWORK
2. N/A
3. BLUE BRICKWORK
4. TEXTURED BRICKWORK PANEL
5. VERTICAL FIBRE CEMENT SLATE CLADDING
6. PITCHED FIBRE CEMENT SLATE ROOF
7. ZINC CLADDING - STANDING SEAM
8. VERTICAL WESTERN RED CEDAR LOUVERS
9. SOLID LAMINATE RAINSCREEN CLADDING (TBC)
10. ALUMINIUM/TIMBER HYBRID WINDOW
11. ZINC CLAD ORIEL WINDOW
12. CURTAIN WALLING-RESIDENTIA
13. INSULATED ALUMINIUM PANE
14. SPANDREL PANEL
15. GLAZED DOOR
16. BI-FOLDING GLAZED DOOR
17. METAL DOOR
18. LOUVERED METAL DOOR
19. ------ LOUVERS
20. HIDDEN GUTTER-FIBRE CEMENT ROOF
21. MILL FINISH RAINWATER GOODS/HOPPER
22. PPC ALUMINIUM COPING
23. METAL RAILING (TBC)
24 MANIFESTATION/ SIGNS
25 N/A
26. METAL LOUVERS
27. AIR BRICK (BUFF)
28. WEIR TO GUTTER
29. WEIR INTEGRATED INTO HOPPER HEAD

MOVEMENT JOINT (10mm)

DPC (MINIMUM 150mm ABOVE GROUND)

MASONRY SUPPORT

REV	DATE	DESCRIPTION	DRN	CHK
C8	25/02/19	SWITCH ROOM DOOR UPDATED TO BE SOLID METAL (LOUVRES OMITTED)	JJC	AC
C7	23/01/19	ADDITIONAL PARAPET MOVEMENT JOINTS ADDED. TYPE 04 WINDOWS UPDATED TO TOP HUNG.	AC	AC
C6	18/01/19	DRAWING UPDATED TO REFLECT REQUIREMENTS OF THE CONTRACT	AC	AC
C5	18/12/18	CURTAIN WALLING UPDATED WITH METAL LOUVRES	PJC	AC
C4	01/08/18	DOORS AND WINDOWS AMENDED	PJC	AC
C3	01/05/18	MOVEMENT JOINT POSITIONS AMENDED	AE	AC
C2	27/04/18	MOVEMENT JOINT POSITIONS AMENDED	AC	JL

CLIENT: The University of Manchester

PROJECT TITLE: Owens Park Fallowfield; Campus Redevelopment

DRAWING TITLE: East and South Facing Elevations Building 101

DRAWING PURPOSE: FOR CONSTRUCTION

DRAWN / CHECKED	DATE	SCALE
AE/AC	APRIL 2018	1:100 @ A1

JOB No	DRAWING No	STATUS	REVISION
1VC01	1VC01-MHA-01-XX-DR-A-04001	S4	C8

51 Barton Arcade
Deansgate
Manchester
M3 2BJ
t +44 (0)161 834 1018
f +44 (0)161 834 4798
e contact@mhaarchitects.com
w www.mhaarchitects.com

BUILDING DESIGN PARTNERSHIP SHALL HAVE NO RESPONSIBILITY FOR ANY USE MADE OF THIS DOCUMENT OTHER THAN FOR THAT WHICH IT WAS PREPARED AND ISSUED.

ALL DIMENSIONS SHOULD BE CHECKED ON SITE.

DO NOT SCALE FROM THIS DRAWING

ANY DRAWING ERRORS OR DIVERGENCIES SHOULD BE BROUGHT TO THE ATTENTION OF BUILDING DESIGN PARTNERSHIP AT THE ADDRESS SHOWN BELOW.

NOTES

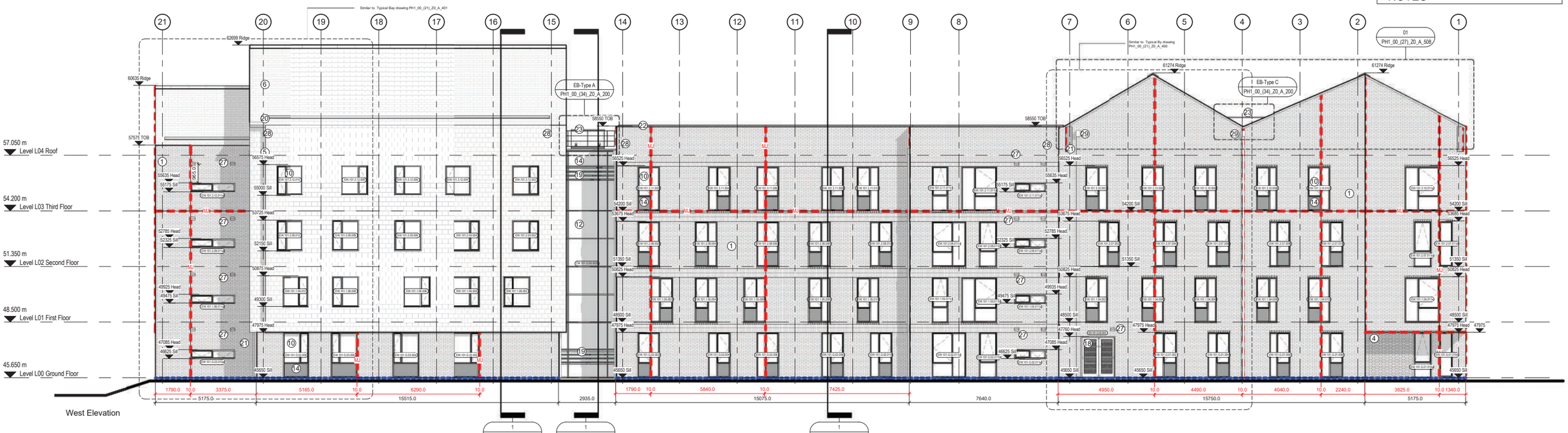

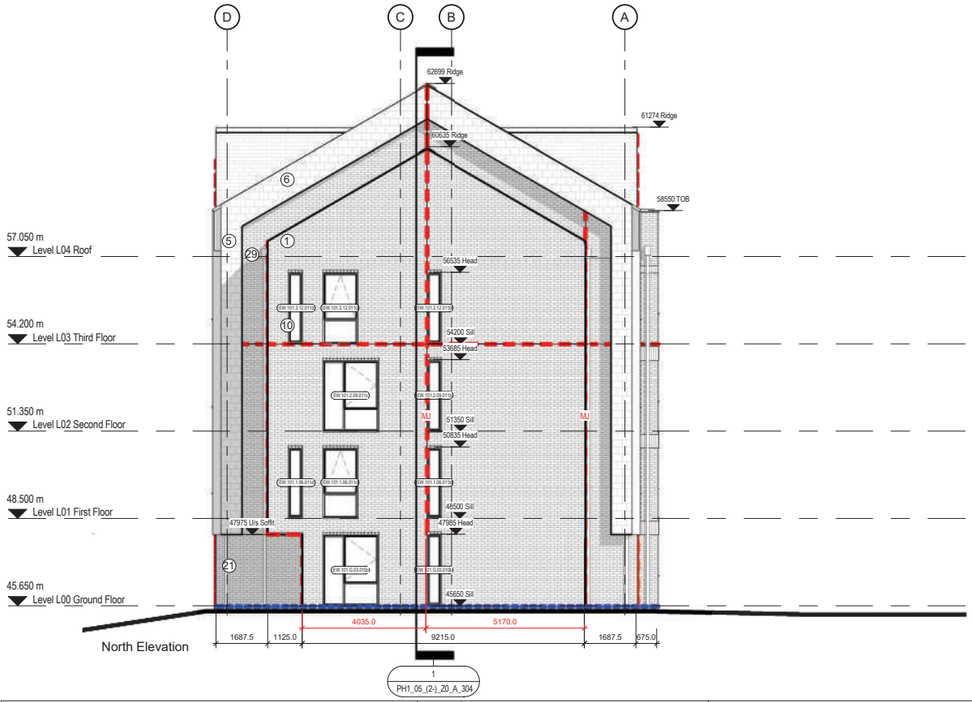

KEY

	1. Buff Brickwork	F10 MBR-105
	2. NOT USED	-
	3. Blue Brickwork	F10 MBR-110
	4. Textured Brickwork panel	F10 MBR-135
	5. Vertical Fibre Cement Slate cladding	H61 EWS- 351
	6. Pitched Fibre Cement Slate roof	H61 RFS-511
	7. Zinc Cladding- Standing Seam	H74 EWS- 431
Material in abeyance	8. Vertical Western Red Cedar louvers	L13 EWS- 617
	9. Solid Laminate Rainscreen Cladding	H92 EWS-432
	10. Aluminium/ Timber Hybrid Window	L10 EWS-154 EWS-155
	11. Zinc Clad Oriel Window	H74 EWS- 431/ L10 EWS- 154 EWS-155
	12. Curtain walling- Residential	H11 EWS- 103
	13. Insulated Aluminium Panel	-
	14. Spandrel panel	L42- GLP- 210
	15. Glazed door	L25- DRS- 221
	16. Bi-folding Glazed door	L25 DRS- 435
	17. Metal door	L25 DRS- 402
	18. Louvered Metal door	L25 DRS- 421
	19. Colt Glazed louvers	L13 EWS- 625
	20. Hidden gutter- fibre cement roof	R10 RWS- 121
Finish in abeyance	21. Mill Finish Rainwater goods/ hoppers	R10 RWS- 112 RWS-127
	22. PPC Aluminium coping	H72 EWS- 412
	23. Metal railing	L35 AMW- 210
	24. Manifestation/ signs	N15
	25. NOT USED	-
	26. Metal Louvres	L13 EWS- 601
	27. Air brick (buff)	F10 MAC- 801
	28. Weir to gutter	
	29. Weir integrated into Hopper Head	

Movement Joint (10mm)

DPC (Minimum 150mm above Ground)

Notes

·Weepholes are not indicated on the drawings.
·Soldier courses are provided extensively. Refer also to Typical Bay drawings for extents.

Bed Joint Reinforcement in Brickwork

Generally brickwork bed joint reinforcement to be located as follows:

- 3 courses above and below openings
- Above and below every soldier course
- Roof verge – 500mm lengths to every course
- Every third course to parapets
- 3 courses at changes in brickwork height

Drawings to be read inconjunction with:

For sections please refer to typical sections:
PH1_05_(2-)_Z0_A_300
PH1_05_(2-)_Z0_A_301
PH1_05_(2-)_Z0_A_302
PH1_05_(2-)_Z0_A_303
PH1_05_(2-)_Z0_A_304

For external wall details refer to (21) Series Drawings

For Brick Specials refer to (27) Series Drawings
P00_00_(27)_Z0_A_505
P00_00_(27)_Z0_A_506
P00_00_(27)_Z0_A_507
P00_00_(27)_Z0_A_508

Bed Joint Reinforcement Information refer to (29) Series Drawings
PH1_01_(29)_Z0_A_400
PH1_01_(29)_Z0_A_401

Fire Barrier Information refer to (68) Series Drawings
PH1_01_(68)_Z0_A_400
PH1_01_(68)_Z0_A_401

MANCHESTER 1824
The University of Manchester

To be read in conjunction with
- All relevant Surveys, such as Topographical and Tree survey
- All other architectural drawings
- Architectural Specification
- Landscape Architecture Drawings and Specifications
- Civil and Structural Engineering Drawings and Specifications
- MEP Engineering Drawings and Specifications
- Acoustic Report
- Lighting Report
- Fire Strategy Report
- Room Data Sheet

REVISION / DESCRIPTION	DRAWN	CHECKED	DATE
C03 - Balustrade & Section references added and Key updateed.	AC	AB	17.10.17
C02 - Construction issue	SL	AB	02.08.17
C01 - Spot Levels added for lightweight steel frame for set out purposes	SL	AB	20.06.17
P05 - Airbricks and weirs added to Elevations, Ground Line adjusted to suit updated landscaping and DPC's added. Update to Materiality Key	KC	MR	02.06.17
P04 - Drawing prefix amended. Movement joints, window & door numbers and gridlines added	AM/KC	MB	04.04.17
P03 - Key updated, building location diagram amended. Phase number amended.	JD	MB	18.11.16
P02 - Revisions to kitchen windows, detail to brickwork added, update to pitch of roofs and curtain walling	KC	MB	04.09.15
Issue for University Requirements	KC	MB	17.07.15



BDP.
11 Ducie Street
PO Box 85, Picadilly Basin
Manchester, M60 3JA
United Kingdom
T +44 (0)161 828 2200
F +44 (0)161 828 2235
www.bdp.com

PROJECT TITLE: Owens Park, Fallowfield: Campus Redevelopment

P2006665

DRAWING TITLE: Unwrapped Elevations - Cluster Flat_01 - Phase 1 Sheet 02

SCALE: @ A1 1 : 100

DATE: 17.07.15

DRAWING NO: PH1_01_(2-)_Z0_A_401

REVISION: C03

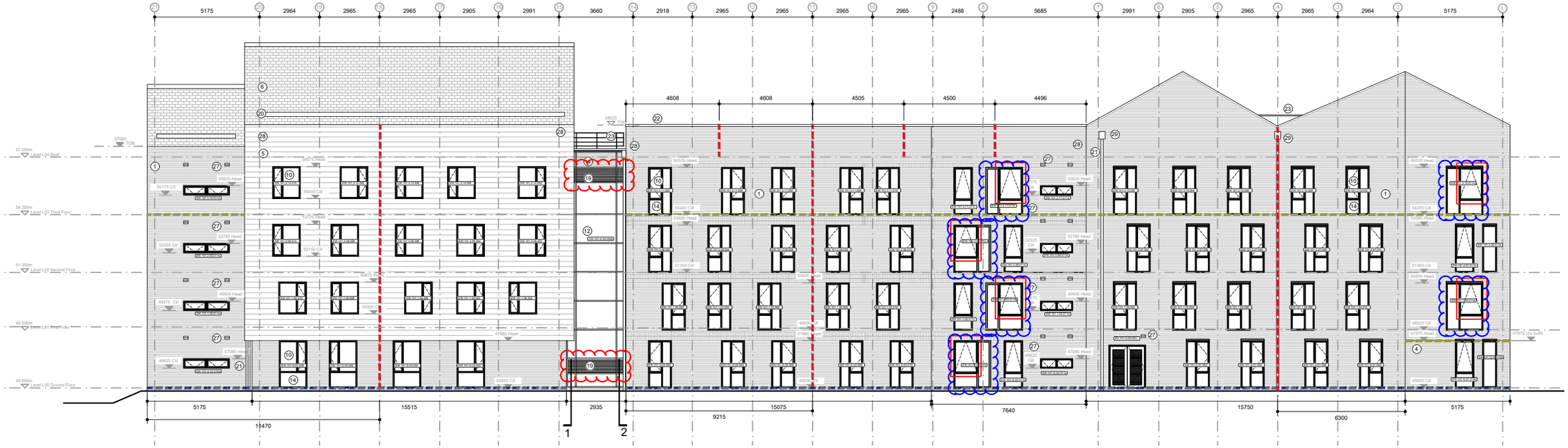

WEST FACING ELEVATION (1:100)

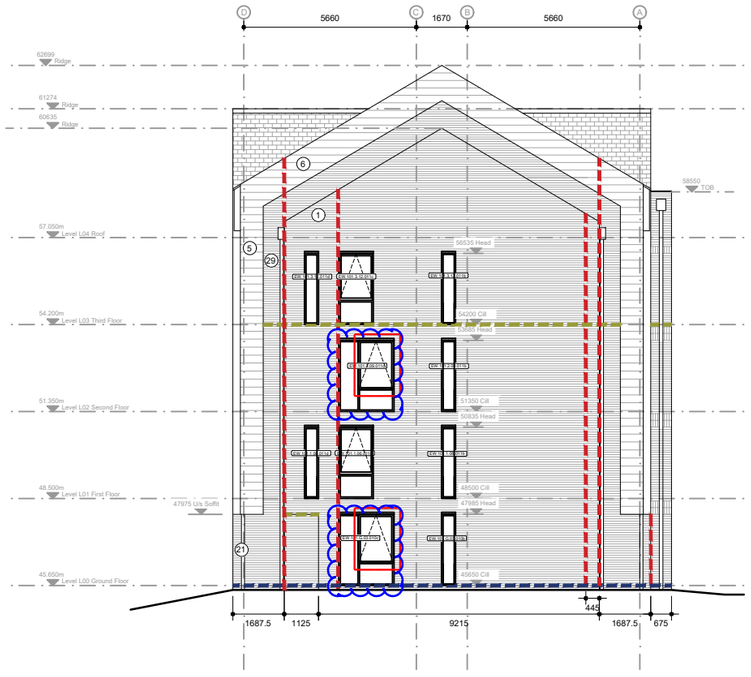

NORTH FACING ELEVATION (1:100)

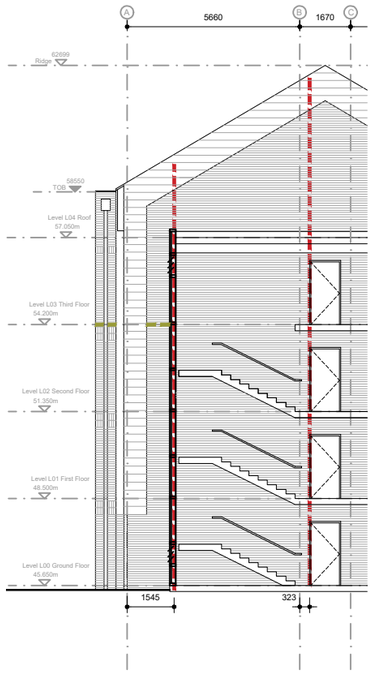

REVEAL ELEVATION 1 (1:100)

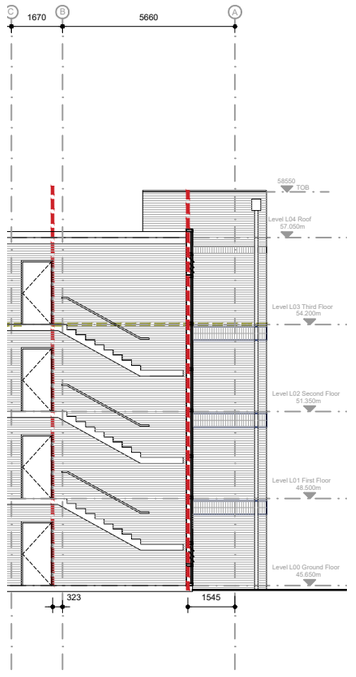

REVEAL ELEVATION 2 (1:100)

KEY:

1. BUFF BRICKWORK
2. N/A
3. BLUE BRICKWORK
4. TEXTURED BRICKWORK PANEL
5. VERTICAL FIBRE CEMENT SLATE CLADDING
6. PITCHED FIBRE CEMENT SLATE ROOF
7. ZINC CLADDING - STANDING SEAM
8. VERTICAL WESTERN RED CEDAR LOUVERS
9. SOLID LAMINATE RAINSCREEN CLADDING
10. ALUMINIUM/TIMBER HYBRID WINDOW
11. ZINC CLAD ORIEL WINDOW
12. CURTAIN WALLING-RESIDENTIA
13. INSULATED ALUMINIUM PANE
14. SPANDREL PANEL
15. GLAZED DOOR
16. BI-FOLDING GLAZED DOOR
17. METAL DOOR
18. LOUVERED METAL DOOR
19. PPC ALUMINIUM LOUVRES TO CURTAIN WALLING
20. HIDDEN GUTTER-FIBRE CEMENT ROOF
21. MILL FINISH RAINWATER GOODS/HOPPER
22. PPC ALUMINIUM COPING
23. METAL RAILING
24. MANIFESTATION/ SIGNS
25. N/A
26. METAL LOUVERS
27. AIR BRICK (BUFF)
28. WEIR TO GUTTER
29. WEIR INTEGRATED INTO HOPPER HEAD

TBC → 8. VERTICAL WESTERN RED CEDAR LOUVERS

TBC → 23. METAL RAILING

MOVEMENT JOINT (10mm)

DPC (MINIMUM 150mm ABOVE GROUND)

MASONRY SUPPORT

NOTES:

- WEEPHOLES ARE NOT INDICATED ON THE DRAWINGS.
- SOLDIER COURSES ARE PROVIDED EXTENSIVELY. REFER ALSO TO TYPICAL BAY DRAWINGS FOR EXTENTS

BED JOINT REINFORCEMENT TO BRICKWORK:

GENERALLY BRICKWORK BED JOINT REINFORCEMENT TO BE LOCATED AS FOLLOWS:

- 3 COURSES ABOVE AND BELOW OPENINGS
- ABOVE AND BELOW EVERY SOLDIER COURSE
- ROOF VERGE - 500mm LENGTHS TO EVERY COURSE
- EVERY THIRD COURSE TO PARAPETS
- 3 COURSES AT CHANGES IN BRICKWORK HEIGHT

WINDOWS IN BLUE AMENDED TO BE TOP HUNG.

GLASS LOUVRES AMENDED TO BE PPC METAL

REV	DATE	DESCRIPTION	DRN	CHK
C7	23/01/19	ADDITIONAL PARAPET MOVEMENT JOINTS ADDED. TYPE 04 WINDOWS UPDATED TO TOP HUNG.	AC	AC
C6	18/01/19	DRAWING UPDATED TO REFLECT REQUIREMENTS OF THE CONTRACT	AC	AC
C5	18/12/18	CURTAIN WALLING UPDATED WITH METAL LOUVRES	PJC	AC
C4	01/08/18	DOORS AND WINDOWS AMENDED	PJC	AC
C3	01/05/18	MOVEMENT JOINT POSITIONS AMENDED	AE	AC
C2	27/04/18	MOVEMENT JOINT POSITIONS AMENDED	AC	JL

CLIENT: The University of Manchester; VINCI CONSTRUCTION UK

PROJECT TITLE: Owens Park Fallowfield; Campus Redevelopment

DRAWING TITLE: West and North Facing Elevations Building 101

DRAWING PURPOSE: FOR CONSTRUCTION

DRAWN / CHECKED	DATE	SCALE
AE/AC	APRIL 2018	1:100 @ A1

JOB No	DRAWING No	STATUS	REVISION
1VC01	1VC01-MHA-01-XX-DR-A-04002	S4	C7

51 Barton Arcade, Deansgate, Manchester M3 2BJ
t +44 (0)161 834 1018
f +44 (0)161 834 4798
e contact@mhaarchitects.com
w www.mhaarchitects.com
mha ARCHITECTS

BUILDING DESIGN PARTNERSHIP SHALL HAVE NO RESPONSIBILITY FOR ANY USE MADE OF THIS DOCUMENT OTHER THAN FOR THAT WHICH IT WAS PREPARED AND ISSUED.

ALL DIMENSIONS SHOULD BE CHECKED ON SITE.

DO NOT SCALE FROM THIS DRAWING

ANY DRAWING ERRORS OR DIVERGENCIES SHOULD BE BROUGHT TO THE ATTENTION OF BUILDING DESIGN PARTNERSHIP AT THE ADDRESS SHOWN BELOW.

NOTES

Bed Joint Reinforcement in Brickwork

Generally brickwork bed joint reinforcement to be located as follows:

- 3 courses above and below openings
- Above and below every soldier course
- Roof verge – 500mm lengths to every course
- Every third course to parapets
- 3 courses at changes in brickwork height

Drawings to be read inconjunction with:

For sections please refer to typical sections:
PH1_05_(2-)_Z0_A_300
PH1_05_(2-)_Z0_A_301
PH1_05_(2-)_Z0_A_302
PH1_05_(2-)_Z0_A_303
PH1_05_(2-)_Z0_A_304

For external wall details refer to (21) Series Drawings

For Brick Specials refer to (27) Series Drawings
P00_00_(27)_Z0_A_505
P00_00_(27)_Z0_A_506
P00_00_(27)_Z0_A_507
P00_00_(27)_Z0_A_508

Bed Joint Reinforcement Information refer to (29) Series Drawings
PH1_01_(29)_Z0_A_400
PH1_01_(29)_Z0_A_401

Fire Barrier Information refer to (68) Series Drawings
PH1_02_(68)_Z0_A_400
PH1_02_(68)_Z0_A_401

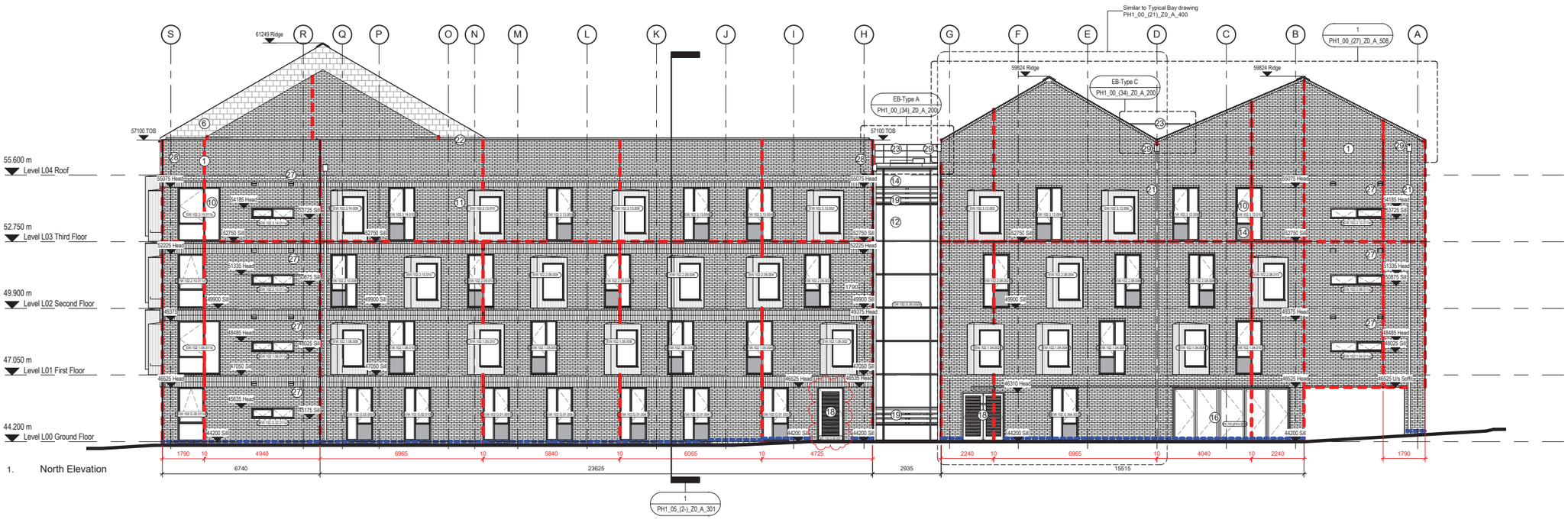



KEY

	1. Buff Brickwork	F10 MBR-105
	2. NOT USED	-
	3. Blue Brickwork	F10 MBR-110
	4. Textured Brickwork panel	F10 MBR-135
	5. Vertical Fibre Cement Slate cladding	H61 EWS- 351
	6. Pitched Fibre Cement Slate roof	H61 RFS-511
	7. Zinc Cladding- Standing Seam	H74 EWS- 431
Material in abeyance	8. Vertical Western Red Cedar louvers	L13 EWS- 617
	9. Solid Laminate Rainscreen Cladding	H92 EWS-432
	10. Aluminium/ Timber Hybrid Window	L10 EWS-154 EWS-155
	11. Zinc Clad Oriel Window	H74 EWS- 431/ L10 EWS- 154 EWS-155
	12. Curtain walling- Residential	H11 EWS- 103
	13. Insulated Aluminium Panel	-
	14. Spandrel panel	L42- GLP- 210
	15. Glazed door	L25- DRS- 221
	16. Bi-folding Glazed door	L25 DRS- 435
	17. Metal door	L25 DRS- 402
	18. Louvered Metal door	L25 DRS- 421
	19. Colt Glazed louvers	L13 EWS- 625
	20. Hidden gutter- fibre cement roof	R10 RWS- 121
Finish in abeyance	21. Mill Finish Rainwater goods/ hoppers	R10 RWS- 112 RWS-127
	22. PPC Aluminium coping	H72 EWS- 412
	23. Metal railing	L35 AMW- 210
	24. Manifestation/ signs	N15
	25. NOT USED	-
	26. Metal Louvres	L13 EWS- 601
	27. Air brick (buff)	F10 MAC- 801
	28. Weir to gutter	
	29. Weir integrated into Hopper Head	

Movement Joint (10mm)

DPC (Minimum 150mm above Ground)

Notes

·Weepholes are not indicated on the drawings.
·Soldier courses are provided extensively. Refer also to Typical Bay drawings for extents.

MANCHESTER 1824
The University of Manchester

To be read in conjunction with
- All relevant Surveys, such as Topographical and Tree survey
- All other architectural drawings
- Architectural Specification
- Landscape Architecture Drawings and Specifications
- Civil and Structural Engineering Drawings and Specifications
- MEP Engineering Drawings and Specifications
- Acoustic Report
- Lighting Report
- Fire Strategy Report
- Room Data Sheet

REVISION : DESCRIPTION	DRAWN	CHECKED	DATE
C02 - Balustrade & Section references added and Key updated. Door ED.102.G.00.007 changed to single door. Brick piers and Oriel SO updated	AC	AB	17.10.17
C01 - Construction Issue	SL	AB	02.08.17
P06 - Spot levels added for lightweight steel frame for set out purposes	SL	AB	23.06.17
P05 - Airbricks and weirs added to Elevations, Ground Line adjusted to suit updated landscaping and DPC's added. Central column replaces 2 circular columns to overhang and encased with Brickwork. Update to Materiality Key	KC	MR	02.06.17
P04 - Drawing prefix amended. Movement joints, window & door numbers and gridlines added	AM/KC	MB	04.04.17
P03 - Building location diagram amended. Phase number amended.	JD	MB	18.11.16
P02 - Revisions to kitchen windows, detail to brickwork added, update to pitch of roofs and curtain walling	KC	MB	04.09.15
P01 - Issue for University Requirements	KC	MB	17.07.15



BDP.
11 Ducie Street
PO Box 85, Picadilly Basin
Manchester, M60 3JA
United Kingdom
T +44 (0)161 828 2200
F +44 (0)161 828 2235
www.bdp.com

PROJECT TITLE: Owens Park, Fallowfield: Campus Redevelopment

P2006665

DRAWING TITLE: Unwrapped Elevations - Cluster Flat_02 - Phase 1 Sheet 01

SCALE: @ A1 1 : 100

DATE: 17.07.15

DRAWING No.: PH1_02_(2-)_Z0_A_400

REVISION: C02

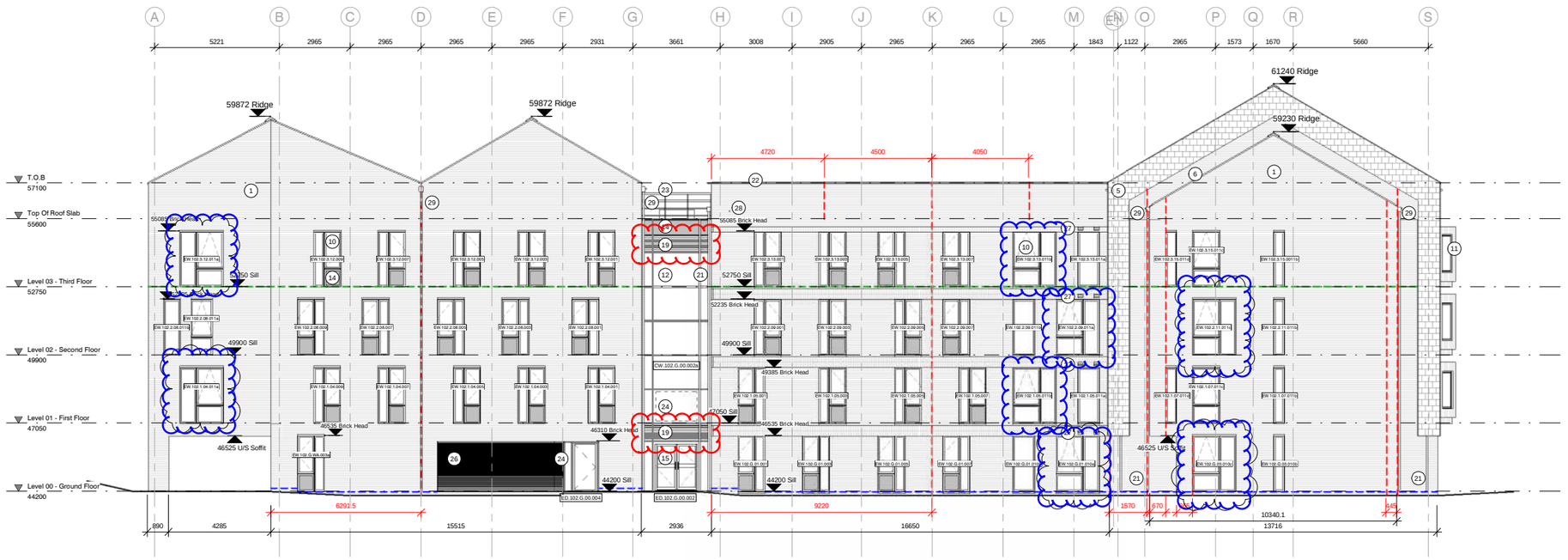

SOUTH ELEVATION
1 : 100

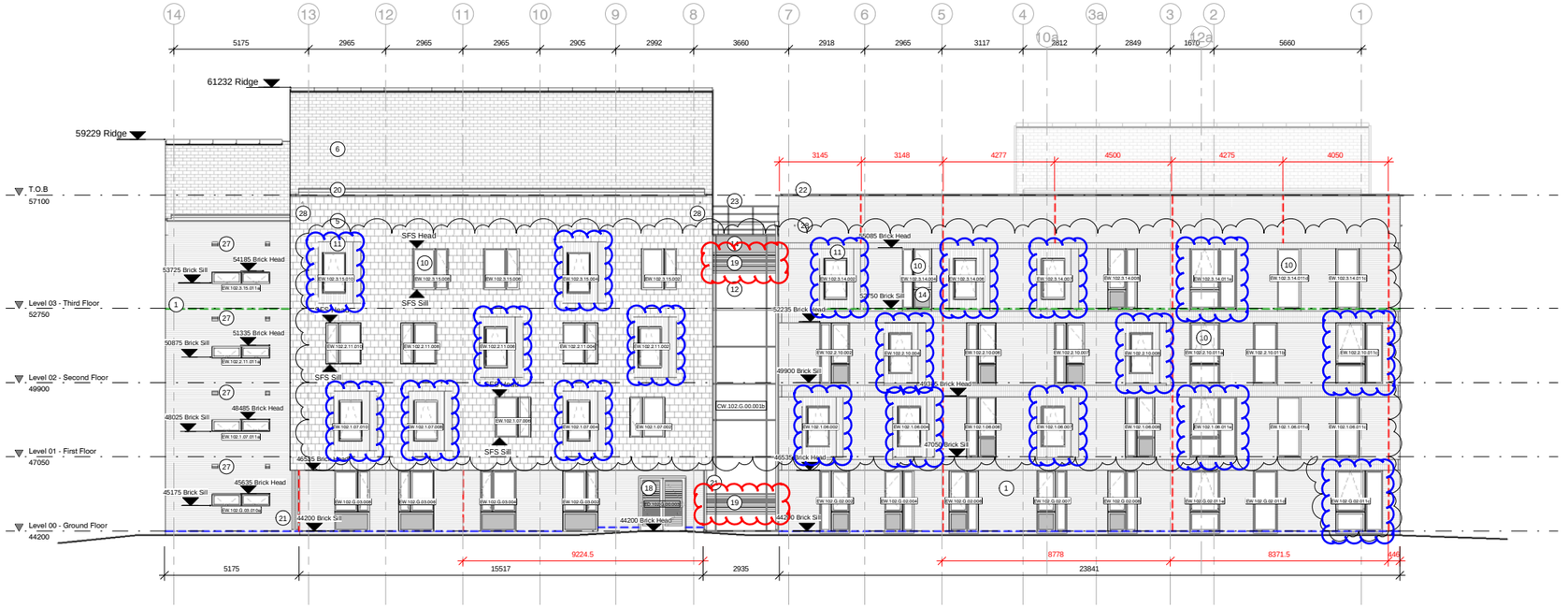

EAST ELEVATION
1 : 100

KEY:

1. BUFF BRICKWORK
2. N/A
3. BLUE BRICKWORK
4. TEXTURED BRICKWORK PANEL
5. VERTICAL FIBRE CEMENT SLATE CLADDING
6. PITCHED FIBRE CEMENT SLATE ROOF
7. ZINC CLADDING - STANDING SEAM
8. VERTICAL WESTERN RED CEDAR LOUVERS
9. SOLID LAMINATE RAINSCREEN CLADDING
10. ALUMINIUM/TIMBER HYBRID WINDOW
11. ZINC CLAD ORIEL WINDOW
12. CURTAIN WALLING-RESIDENTIAL
13. INSULATED ALUMINIUM PANEL
14. SPANDREL PANEL
15. GLAZED DOOR
16. Bi-FOLDING GLAZED DOOR
17. PPC LOUVRES
18. LOUVRED METAL DOOR
19. PPC ALUMINIUM LOUVERS TO CURTAIN WALLING
20. HIDDEN GUTTER-FIBRE CEMENT ROOF
21. MILL FINISH RAINWATER GOODS/HOPPER
22. PPC ALUMINIUM COPING
23. METAL RAILING
24. MANIFESTATION / SIGNS
25. N/A
26. METAL LOUVERS
27. AIR BRICK (BUFF)
28. OVERFLOW WEIR TO GUTTER
29. OVERFLOW WEIR INTEGRATED INTO HOPPER HEAD
30. SOLID METAL DOOR

MOVEMENT JOINT (10mm)
DPC (MINIMUM 150mm ABOVE GROUND)
MASONRY SUPPORT

NOTES:

- WEEPHOLES ARE NOT INDICATED ON THE DRAWINGS.
- SOLDIER COURSES ARE PROVIDED EXTENSIVELY. REFER ALSO TO TYPICAL BAY DRAWINGS FOR EXTENTS.

BED JOINT REINFORCEMENT TO BRICKWORK:

GENERALLY BRICKWORK BED JOINT REINFORCEMENT TO BE LOCATED AS FOLLOWS:

- 3 COURSES ABOVE AND BELOW OPENINGS
- ABOVE AND BELOW EVERY SOLDIER COURSE
- ROOF VERGE - 500mm LENGTHS TO EVERY COURSE
- EVERY THIRD COURSE TO PARAPETS
- 3 COURSES AT CHANGES IN BRICKWORK HEIGHT

WINDOWS IN BLUE AMENDED TO BE TOP HUNG.

GLASS LOUVRES AMENDED TO BE PPC METAL

0 2 4 6 8 10m
1:100

REV	DATE	DESCRIPTION	DRN	CHK
C4	04.03.19	Window types 04 & 08 amended to be top hung.	JJC	AC
C3	11.02.19	Parapet Movement Joints Added	JJC	AC
C2	18.12.18	Curtain walling updated with metal louvres.	PJC	AC
C1	18.09.18	Initial Issue.	CS	AC

CLIENT

The University of Manchester

VINCI Construction UK

PROJECT TITLE
Owens Park, Fallowfield;
Campus Redevelopment

DRAWING TITLE
Building_102_South_and_East_Elevations

DRAWING PURPOSE: FOR CONSTRUCTION

DRAWN / CHECKED	DATE	SCALE@ A1
CS / AC	Sept 2018	1 : 100

JOB No	DRAWING No	STATUS	REVISION
1VC01	1VC01-MHA-02-XX-DR-A-04001	S4	C4

51 Barton Arcade
Deansgate
Manchester
M3 2BJ
T +44 (0)161 834 1018
F +44 (0)161 834 4798
E contact@mhaarchitects.com
W www.mhaarchitects.com
mha ARCHITECTS

BUILDING DESIGN PARTNERSHIP SHALL HAVE NO RESPONSIBILITY FOR ANY USE MADE OF THIS DOCUMENT OTHER THAN FOR THAT WHICH IT WAS PREPARED AND ISSUED.

ALL DIMENSIONS SHOULD BE CHECKED ON SITE.

DO NOT SCALE FROM THIS DRAWING

ANY DRAWING ERRORS OR DIVERGENCIES SHOULD BE BROUGHT TO THE ATTENTION OF BUILDING DESIGN PARTNERSHIP AT THE ADDRESS SHOWN BELOW.

NOTES

Bed Joint Reinforcement in Brickwork

Generally brickwork bed joint reinforcement to be located as follows:

- 3 courses above and below openings
- Above and below every soldier course
- Roof verge – 500mm lengths to every course
- Every third course to parapets
- 3 courses at changes in brickwork height

Drawings to be read inconjunction with:

For sections please refer to typical sections:
PH1_05_(2-)_Z0_A_300
PH1_05_(2-)_Z0_A_301
PH1_05_(2-)_Z0_A_302
PH1_05_(2-)_Z0_A_303
PH1_05_(2-)_Z0_A_304

For external wall details refer to (21) Series Drawings

For Brick Specials refer to (27) Series Drawings
P00_00_(27)_Z0_A_505
P00_00_(27)_Z0_A_506
P00_00_(27)_Z0_A_507
P00_00_(27)_Z0_A_508

Bed Joint Reinforcement Information refer to (29) Series Drawings
PH1_01_(29)_Z0_A_400
PH1_01_(29)_Z0_A_401

Fire Barrier Information refer to (68) Series Drawings
PH1_02_(68)_Z0_A_400
PH1_02_(68)_Z0_A_401

1. East Elevation

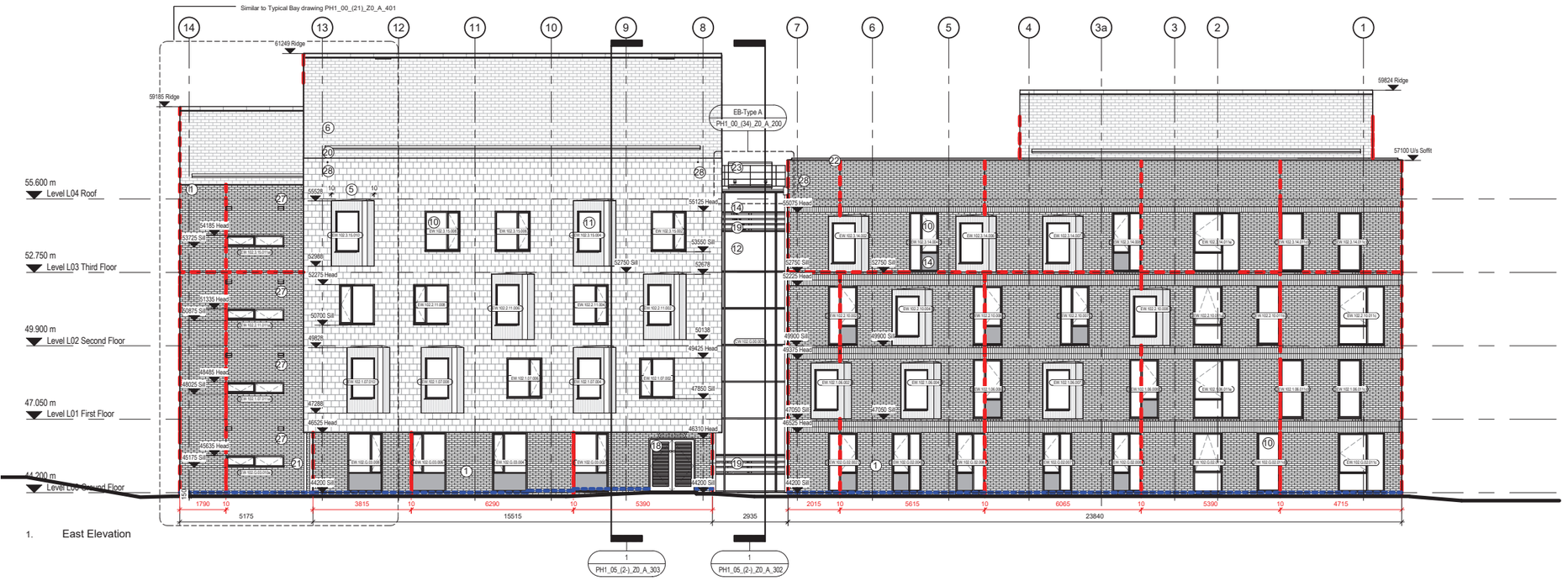

2. South Elevation

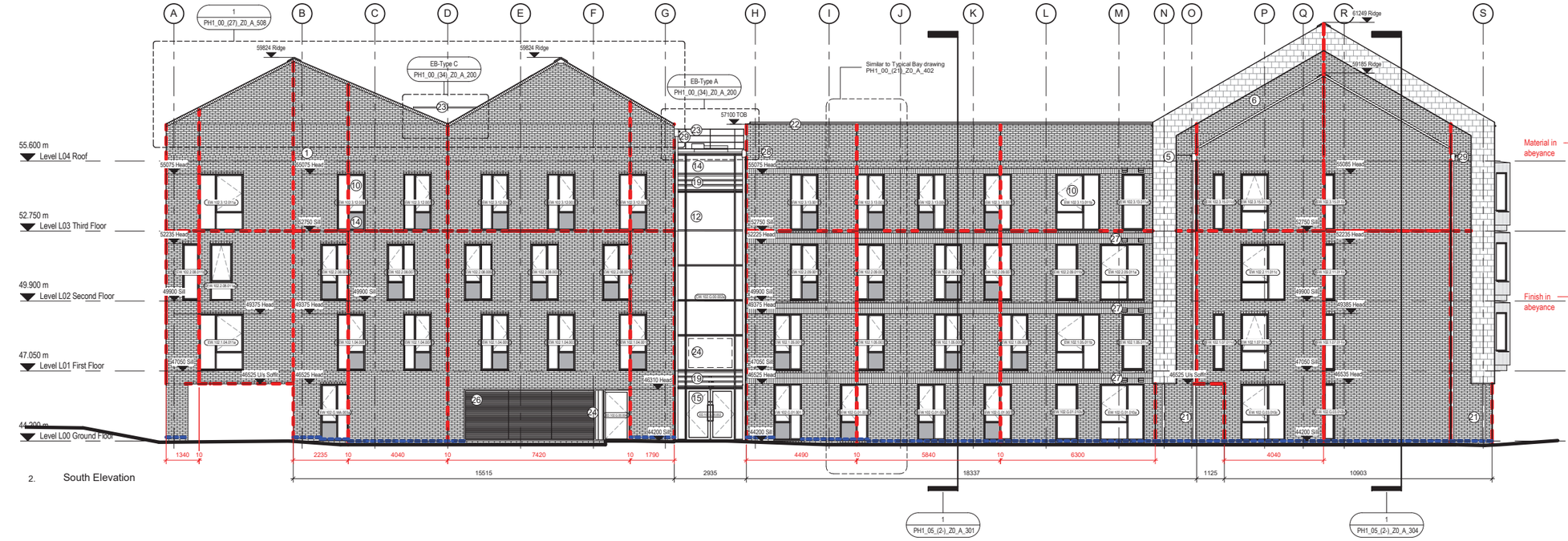

KEY

	1. Buff Brickwork	F10 MBR-105
	2. NOT USED	-
	3. Blue Brickwork	F10 MBR-110
	4. Textured Brickwork panel	F10 MBR-135
	5. Vertical Fibre Cement Slate cladding	H61 EWS- 351
	6. Pitched Fibre Cement Slate roof	H61 RFS-511
	7. Zinc Cladding- Standing Seam	H74 EWS- 431
Material in abeyance	8. Vertical Western Red Cedar louvers	L13 EWS- 617
	9. Solid Laminate Rainscreen Cladding	H92 EWS-432
	10. Aluminium/ Timber Hybrid Window	L10 EWS-154 EWS-155
	11. Zinc Clad Oriel Window	H74 EWS- 431/ L10 EWS- 154 EWS-155
	12. Curtain walling- Residential	H11 EWS- 103
	13. Insulated Aluminium Panel	-
	14. Spandrel panel	L42- GLP- 210
	15. Glazed door	L25- DRS- 221
	16. Bi-folding Glazed door	L25 DRS- 435
	17. Metal door	L25 DRS- 402
	18. Louvered Metal door	L25 DRS- 421
	19. Colt Glazed louvers	L13 EWS- 625
	20. Hidden gutter- fibre cement roof	R10 RWS- 121
Finish in abeyance	21. Mill Finish Rainwater goods/ hoppers	R10 RWS- 112 RWS-127
	22. PPC Aluminium coping	H72 EWS- 412
	23. Metal railing	L35 AMW- 210
	24. Manifestation/ signs	N15
	25. NOT USED	-
	26. Metal Louvres	L13 EWS- 601
	27. Air brick (buff)	F10 MAC- 801
	28. Weir to gutter	
	29. Weir integrated into Hopper Head	

Movement Joint (10mm)

DPC (Minimum 150mm above Ground)

Notes

·Weepholes are not indicated on the drawings.
·Soldier courses are provided extensively. Refer also to Typical Bay drawings for extents.

MANCHESTER 1824 The University of Manchester

To be read in conjunction with
- All relevant Surveys, such as Topographical and Tree survey
- All other architectural drawings
- Architectural Specification
- Landscape Architecture Drawings and Specifications
- Civil and Structural Engineering Drawings and Specifications
- MEP Engineering Drawings and Specifications
- Acoustic Report
- Lighting Report
- Fire Strategy Report
- Room Data Sheet

REVISION: DESCRIPTION	DRAWN	CHECKED	DATE
C02 - Balustrade & Section references added and Key updated. Door ED.102.G.00.007 changed to single door. Brick piers and Oriel SO updated	AC	AB	17.10.17
C01 - Construction Issue	SL	AB	02.08.17
P07 - Spot levels added for lightweight steel frame set out purposes	SL	AB	23.06.17
P06 - Airbricks and weirs added to Elevations, Ground Line adjusted to suit updated landscaping and DPC's added. Update to Materiality Key	KC	MR	02.06.17
P05 - Drawing prefix amended. Movement joints, window & door numbers and gridlines added	AM/KC	MB	04.04.17
P04 - Building location diagram amended. Phase number amended.	JD	MB	18.11.16
P03 - Updated metal louvered door label. Revisions to kitchen windows, detail to brickwork added, update to pitch of roofs and curtain walling	CM/KC	MB	04.09.15
P02 - Addition of door to external bike store	KC	MB	21.07.15
P01 - Issue for University Requirements	KC	MB	17.07.15



BDP.
11 Ducie Street
PO Box 85, Picadilly Basin
Manchester, M60 3JA
United Kingdom
T +44 (0)161 828 2200
F +44 (0)161 828 2235
www.bdp.com

PROJECT TITLE: Owens Park, Fallowfield: Campus Redevelopment

P2006665

DRAWING TITLE: Unwrapped Elevations - Cluster Flat_02 - Phase 1 Sheet 02

SCALE: @ A1 1 : 100

DATE: 17.07.15

DRAWING No: PH1_02_(2-)_Z0_A_401

REVISION: C02

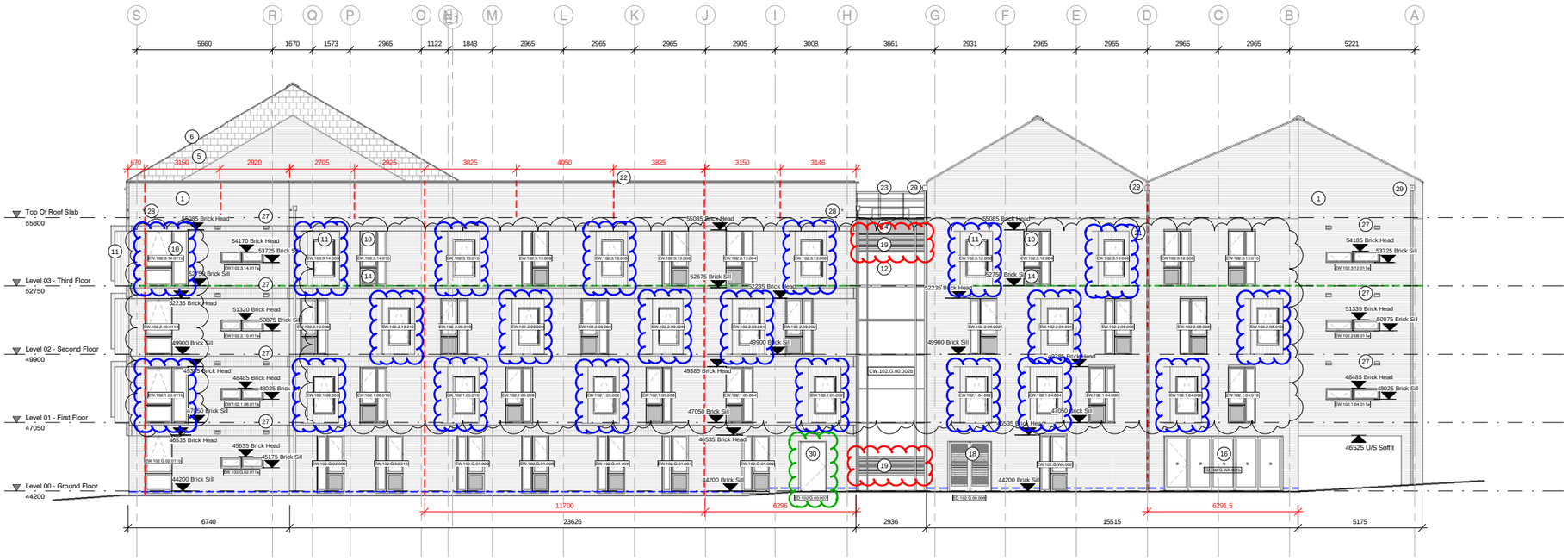

NORTH ELEVATION
1 : 100

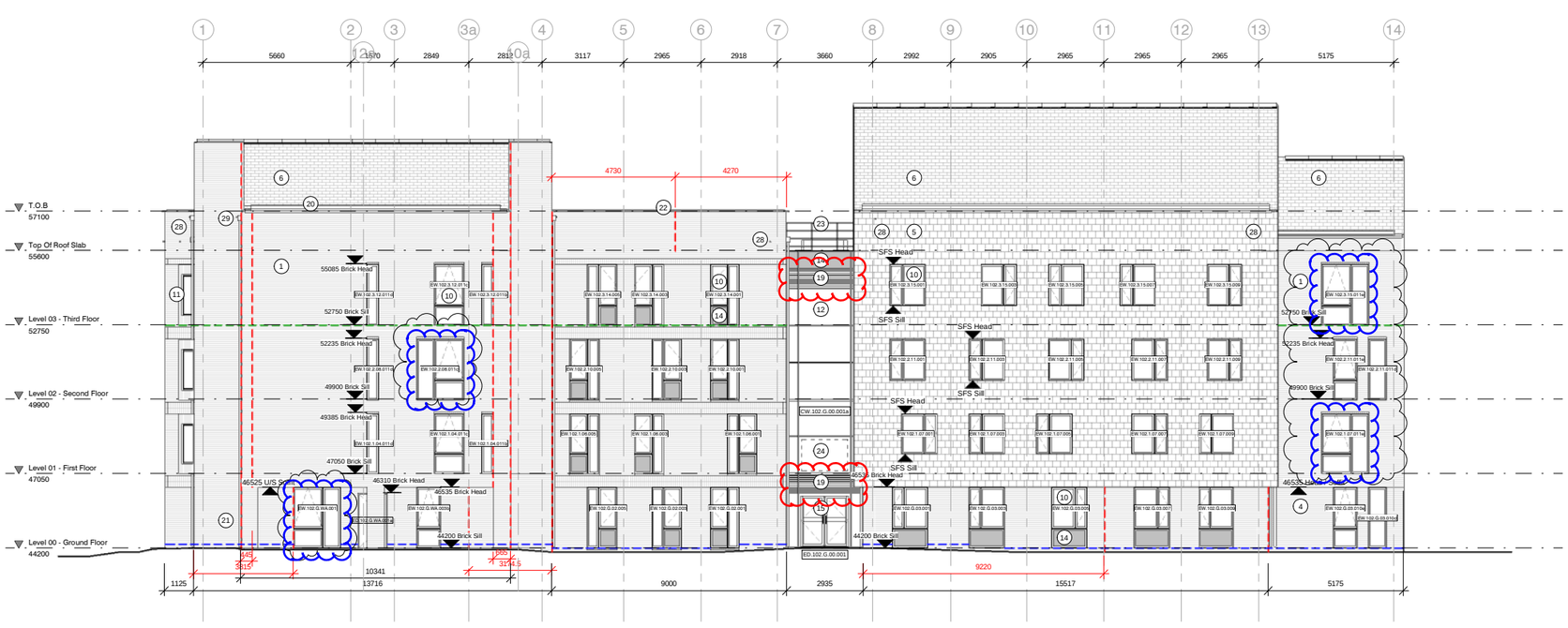

WEST ELEVATION
1 : 100

KEY:

1. BUFF BRICKWORK
2. N/A
3. BLUE BRICKWORK
4. TEXTURED BRICKWORK PANEL
5. VERTICAL FIBRE CEMENT SLATE CLADDING
6. PITCHED FIBRE CEMENT SLATE ROOF
7. ZINC CLADDING - STANDING SEAM
8. VERTICAL WESTERN RED CEDAR LOUVERS
9. SOLID LAMINATE RAINSCREEN CLADDING
10. ALUMINIUM/TIMBER HYBRID WINDOW
11. ZINC CLAD ORIEL WINDOW
12. CURTAIN WALLING RESIDENTIAL
13. INSULATED ALUMINIUM PANEL
14. SPANDREL PANEL
15. GLAZED DOOR
16. BI-FOLDING GLAZED DOOR
17. METAL DOOR
18. LOUVRED METAL DOOR
19. PPC ALUMINIUM LOUVERS TO CURTAIN WALLING
20. HIDDEN GUTTER /FIBRE CEMENT ROOF
21. MILL FINISH RAINWATER GOODS/HOPPER
22. PPC ALUMINIUM COPING
23. METAL RAILING
24. MANIFESTATION / SIGNS
25. N/A
26. METAL LOUVERS
27. AIR BRICK (BUFF)
28. OVERFLOW WEIR TO GUTTER
29. OVERFLOW WEIR INTEGRATED INTO HOPPER HEAD
30. SOLID METAL DOOR

MOVEMENT JOINT (10mm)
DPC (MINIMUM 150mm ABOVE GROUND)
MASONRY SUPPORT

NOTES:

- WEEPHOLES ARE NOT INDICATED ON THE DRAWINGS.
- SOLDIER COURSES ARE PROVIDED EXTENSIVELY. REFER ALSO TO TYPICAL BAY DRAWINGS FOR EXTENTS.

BED JOINT REINFORCEMENT TO BRICKWORK:

GENERALLY BRICKWORK BED JOINT REINFORCEMENT TO BE LOCATED AS FOLLOWS:

- 3 COURSES ABOVE AND BELOW OPENINGS
- ABOVE AND BELOW EVERY SOLDIER COURSE
- ROOF VERGE - 300mm LENGTHS TO EVERY COURSE
- EVERY THIRD COURSE TO PARAPETS
- 3 COURSES AT CHANGES IN BRICKWORK HEIGHT

WINDOWS IN BLUE AMENDED TO BE TOP HUNG.

DOOR IN GREEN AMENDED TO BE SOLID METAL NOT LOUVRED.

GLASS LOUVRES AMENDED TO BE PPC METAL

REV	DATE	DESCRIPTION	DRN	CHK
C5	04.03.19	Window types 04 & 08 amended to be top hung.	JJC	AC
C4	18.02.19	Switch room door louvres removed.	JJC	AC
C3	11.02.19	Parapet Movement Joints Added	JJC	AC
C2	18.12.18	Curtain walling updated with metal louvres.	PJC	AC
C1	18.09.18	Initial Issue	CS	AC

0 2 4 6 8 10m
1:100

CLIENT
The University of Manchester
VINCI CONSTRUCTION UK

PROJECT TITLE
Owens Park, Fallowfield;
Campus Redevelopment

DRAWING TITLE
Building_102_North_and_West_Elevations

DRAWING PURPOSE: FOR CONSTRUCTION

DRAWN / CHECKED	DATE	SCALE@ A1
CS / AC	Sept 2018	1 : 100

JOB No	DRAWING No	STATUS	REVISION
1VC01	1VC01-MHA-02-XX-DR-A-04002	S4	C5

51 Barton Arcade
Deansgate
Manchester
M3 2BJ
T +44 (0)161 834 1018
F +44 (0)161 834 4798
E contact@mhaarchitects.com
W www.mhaarchitects.com
mha ARCHITECTS



1. South Elevation

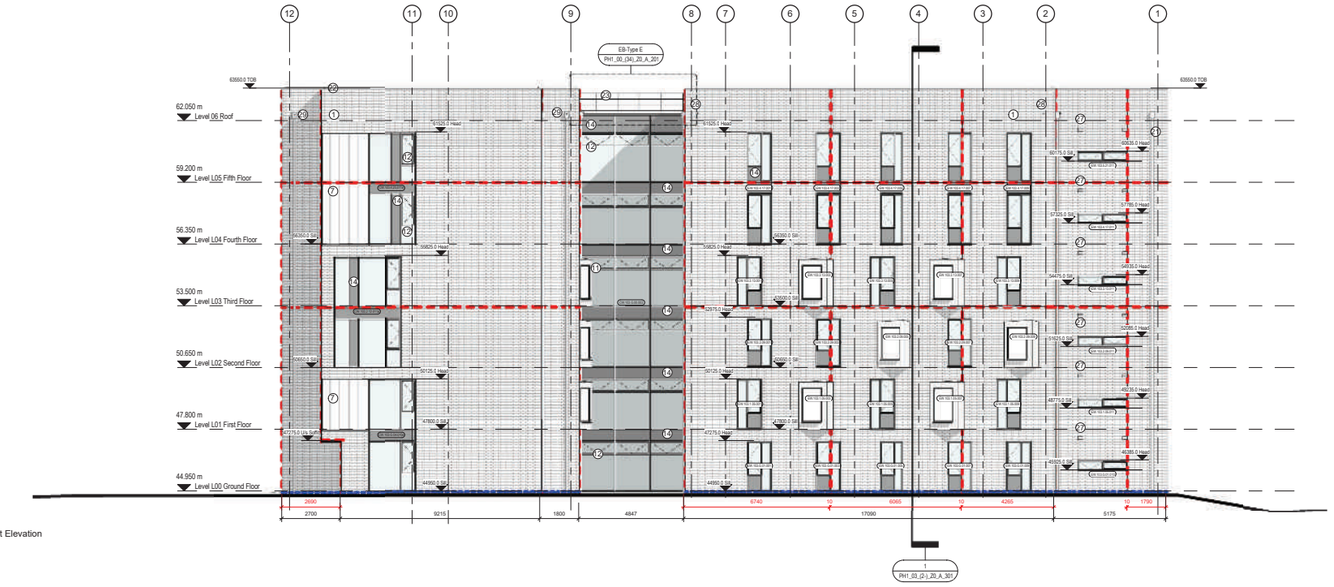

2. East Elevation

KEY

	1. Buff Brickwork	F10 MBR-105
	2. NOT USED	-
	3. Blue Brickwork	F10 MBR-110
	4. Textured Brickwork panel	F10 MBR-135
	5. Vertical Fibre Cement Slate cladding	H61 EWS- 351
	6. Pitched Fibre Cement Slate roof	H61 RFS-511
	7. Zinc Cladding- Standing Seam	H74 EWS- 431
Material in abeyance	8. Vertical Western Red Cedar louvers	L13 EWS- 617
	9. Solid Laminate Rainscreen Cladding	H92 EWS-432
	10. Aluminium/ Timber Hybrid Window	L10 EWS-154 EWS-155
	11. Zinc Clad Oriel Window	H74 EWS- 431/ L10 EWS- 154 EWS-155
	12. Curtain walling- Residential	H11 EWS- 103
	13. Insulated Aluminium Panel	-
	14. Spandrel panel	L42- GLP- 210
	15. Glazed door	L25- DRS- 221
	16. Bi-folding Glazed door	L25 DRS- 435
	17. Metal door	L25 DRS- 402
	18. Louvered Metal door	L25 DRS- 421
	19. Colt Glazed louvers	L13 EWS- 625
	20. Hidden gutter- fibre cement roof	R10 RWS- 121
Finish in abeyance	21. Mill Finish Rainwater goods/ hoppers	R10 RWS- 112 RWS-127
	22. PPC Aluminium coping	H72 EWS- 412
	23. Metal railing	L35 AMW- 210
	24. Manifestation/ signs	N15
	25. NOT USED	-
	26. Metal Louvres	L13 EWS- 601
	27. Air brick (buff)	F10 MAC- 801
	28. Weir to gutter	
	29. Weir integrated into Hopper Head	

Movement Joint (10mm)

DPC (Minimum 150mm above Ground)

Notes

·Weepholes are not indicated on the drawings.
·Soldier courses are provided extensively. Refer also to Typical Bay drawings for extents.

BUILDING DESIGN PARTNERSHIP SHALL HAVE NO RESPONSIBILITY FOR ANY USE MADE OF THIS DOCUMENT OTHER THAN FOR THAT WHICH IT WAS PREPARED AND ISSUED.

ALL DIMENSIONS SHOULD BE CHECKED ON SITE.

DO NOT SCALE FROM THIS DRAWING

ANY DRAWING ERRORS OR DIVERGENCIES SHOULD BE BROUGHT TO THE ATTENTION OF BUILDING DESIGN PARTNERSHIP AT THE ADDRESS SHOWN BELOW.

NOTES

Bed Joint Reinforcement in Brickwork

Generally brickwork bed joint reinforcement to be located as follows:

- 3 courses above and below openings
- Above and below every soldier course
- Roof verge – 500mm lengths to every course
- Every third course to parapets
- 3 courses at changes in brickwork height

Drawings to be read inconjunction with:

For sections please refer to typical sections:
PH1_05_(2-)_Z0_A_300
PH1_05_(2-)_Z0_A_301
PH1_05_(2-)_Z0_A_302
PH1_05_(2-)_Z0_A_303
PH1_05_(2-)_Z0_A_304

For external wall details refer to (21) Series Drawings

For Brick Specials refer to (27) Series Drawings
P00_00_(27)_Z0_A_505
P00_00_(27)_Z0_A_506
P00_00_(27)_Z0_A_507
P00_00_(27)_Z0_A_508

Bed Joint Reinforcement Information refer to (29) Series Drawings
PH1_01_(29)_Z0_A_400
PH1_01_(29)_Z0_A_401

Fire Barrier Information refer to (68) Series Drawings
PH1_03_(68)_Z0_A_400
PH1_03_(68)_Z0_A_401

MANCHESTER 1824
The University of Manchester

To be read in conjunction with
- All relevant Surveys, such as Topographical and Tree survey
- All other architectural drawings
- Architectural Specification
- Landscape Architecture Drawings and Specifications
- Civil and Structural Engineering Drawings and Specifications
- MEP Engineering Drawings and Specifications
- Acoustic Report
- Lighting Report
- Fire Strategy Report
- Room Data Sheet

Revision	Description	Drawn	Checked	Date
C03	Balustrade & Section references added and Key updated. Door ED.103.G.00.008 omitted	AC	AB	23.10.17
C02	Construction Issue	SL	AB	02.08.17
C01	Spot Levels added for lightweight steel frame for set out purposes	SL	AB	20.06.17
P06	Airbricks and weirs added to Elevations, Ground Line adjusted to suit updated landscaping and DPC's added. Update to Materiality Key	KC	MR	02.06.17
P05	Drawing prefix amended. Movement joints, window & door numbers and gridlines added	AM/KC	MB	04.04.17
P04	Building location diagram amended. Phase number amended.	JD	MB	18.11.16
P03	Amendment to corner brick to Elevation 01 - increased by one brick from 440mm to 665mm	KC	MB	30.09.15
P02	Revisions to kitchen windows, detail to brickwork added and update curtain walling	KC	MB	04.09.15
P01	Issue for University Requirements	KC	MB	17.07.15



BDP.
11 Ducie Street
PO Box 85, Piccadilly Basin
Manchester, M60 3JA
United Kingdom
T +44 (0)161 828 2200
F +44 (0)161 828 2235
www.bdp.com

Project Title: Owens Park, Fallowfield: Campus Redevelopment
Project No: P2006665
Drawing Title: Unwrapped Elevations - Cluster Flat_03 - Phase 1 Sheet 01
Scale: @ A0 1 : 100
Date: 17.07.15
Drawing No: PH1_03_(2-)_Z0_A_400
Revision: C03



SOUTH ELEVATION
1 : 100



EAST ELEVATION
1 : 100

WINDOWS IN BLUE AMENDED TO BE TOP HUNG.

GLASS LOUVRES AMENDED TO BE PPC METAL

KEY:

1. BUFF BRICKWORK
2. N/A
3. BLUE BRICKWORK
4. TEXTURED BRICKWORK PANEL
5. VERTICAL FIBRE CEMENT SLATE CLADDING
6. PITCHED FIBRE CEMENT SLATE ROOF
7. ZINC CLADDING - STANDING SEAM
8. VERTICAL WESTERN RED CEDAR LOUVERS
9. SOLID LAMINATE RAINSCREEN CLADDING
10. ALUMINIUM/TIMBER HYBRID WINDOW
11. ZINC CLAD ORIEL WINDOW
12. CURTAIN WALLING-RESIDENTIAL
13. INSULATED ALUMINIUM PANEL
14. SPANDREL PANEL
15. GLAZED DOOR
16. ALUMINIUM GLAZED DOOR
17. METAL DOOR
18. LOUVRED METAL DOOR
19. PPC ALUMINIUM LOUVERS TO CURTAIN WALLING
20. HIDDEN GUTTER-FIBRE CEMENT ROOF
21. MILL FINISH RAINWATER GOODS/HOPPER
22. PPC ALUMINIUM COPING
23. METAL RAILING
24. MANIFESTATION / SIGNS
25. N/A
26. METAL LOUVERS
27. AIR BRICK (BUFF)
28. OVERFLOW WEIR TO GUTTER
29. OVERFLOW WEIR INTEGRATED INTO HOPPER HEAD

MOVEMENT JOINT (10mm)
DPC (MINIMUM 150mm ABOVE GROUND)
MASONRY SUPPORT

NOTES:

- WEEPHOLES ARE NOT INDICATED ON THE DRAWINGS.
- SOLDIER COURSES ARE PROVIDED EXTENSIVELY. REFER ALSO TO TYPICAL BAY DRAWINGS FOR EXTENTS.

BED JOINT REINFORCEMENT TO BRICKWORK:

GENERALLY BRICKWORK BED JOINT REINFORCEMENT TO BE LOCATED AS FOLLOWS:

- 3 COURSES ABOVE AND BELOW OPENINGS
- ABOVE AND BELOW EVERY SOLDIER COURSE
- ROOF VERGE - 500mm LENGTHS TO EVERY COURSE
- EVERY THIRD COURSE TO PARAPETS
- 3 COURSES AT CHANGES IN BRICKWORK HEIGHT

0 2 4 6 8 10m
1:100

REV	DATE	DESCRIPTION	DRN	CHK
C6	04.03.19	Window type 08 amended to be top hung.	JJC	AC
C5	18/02/19	Strip windows to kitchens width amended.	JJC	AC
C4	06/02/19	Parapet Movement Joints Added	AC	AC
C3	18/12/18	Curtain walling updated with metal louvres.	PJC	AC
C2	22/06/18	Opening annotation added to oriel windows.	MBD	AC
C1	-	Initial issue	MBD	AC

CLIENT
MANCHESTER 1824 The University of Manchester
VINCI Technology for UK

PROJECT TITLE
Owens Park, Fallowfield;
Campus Redevelopment

DRAWING TITLE
South and East Elevations - Building 103

DRAWING PURPOSE
FOR CONSTRUCTION

DRAWN / CHECKED	DATE	SCALE@ A1
MBD / AC	June 18	1 : 100

JOB No	DRAWING No	STATUS	REVISION
1VC01	1VC01-MHA-03-XX-DR-A-04001	S4	C6

51 Barton Arcade
Deansgate
Manchester
M3 2BJ
T +44 (0)161 834 1018
F +44 (0)161 834 4798
E contact@mhaarchitects.com
W www.mhaarchitects.com
mha ARCHITECTS

BUILDING DESIGN PARTNERSHIP SHALL HAVE NO RESPONSIBILITY FOR ANY USE MADE OF THIS DOCUMENT OTHER THAN FOR THAT WHICH IT WAS PREPARED AND ISSUED.

ALL DIMENSIONS SHOULD BE CHECKED ON SITE.

DO NOT SCALE FROM THIS DRAWING.

ANY DRAWING ERRORS OR DIVERGENCIES SHOULD BE BROUGHT TO THE ATTENTION OF BUILDING DESIGN PARTNERSHIP AT THE ADDRESS SHOWN BELOW.

NOTES

Bed Joint Reinforcement in Brickwork

Generally brickwork bed joint reinforcement to be located as follows:

- 3 courses above and below openings
- Above and below every soldier course
- Roof verge – 500mm lengths to every course
- Every third course to parapets
- 3 courses at changes in brickwork height

Drawings to be read inconjunction with:

For sections please refer to typical sections:
PH1_05_(2-)_Z0_A_300
PH1_05_(2-)_Z0_A_301
PH1_05_(2-)_Z0_A_302
PH1_05_(2-)_Z0_A_303
PH1_05_(2-)_Z0_A_304

For external wall details refer to (21) Series Drawings

For Brick Specials refer to (27) Series Drawings
P00_00_(27)_Z0_A_505
P00_00_(27)_Z0_A_506
P00_00_(27)_Z0_A_507
P00_00_(27)_Z0_A_508

Bed Joint Reinforcement Information refer to (29) Series Drawings
PH1_01_(29)_Z0_A_400
PH1_01_(29)_Z0_A_401

Fire Barrier Information refer to (68) Series Drawings
PH1_03_(68)_Z0_A_400
PH1_03_(68)_Z0_A_401

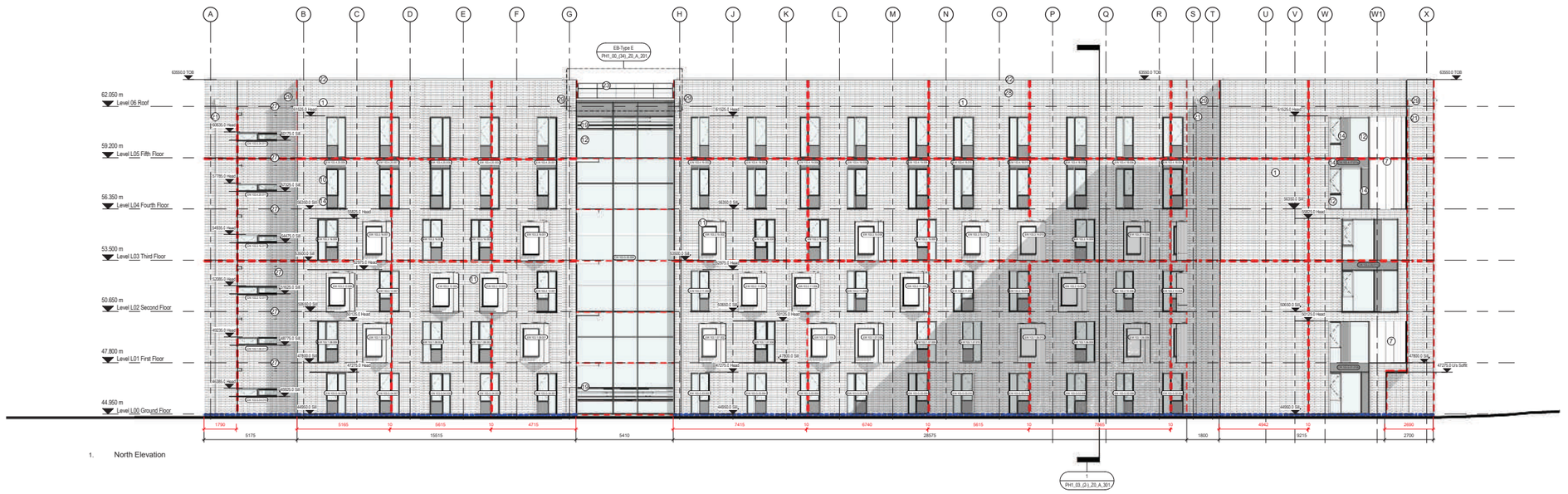

1. North Elevation

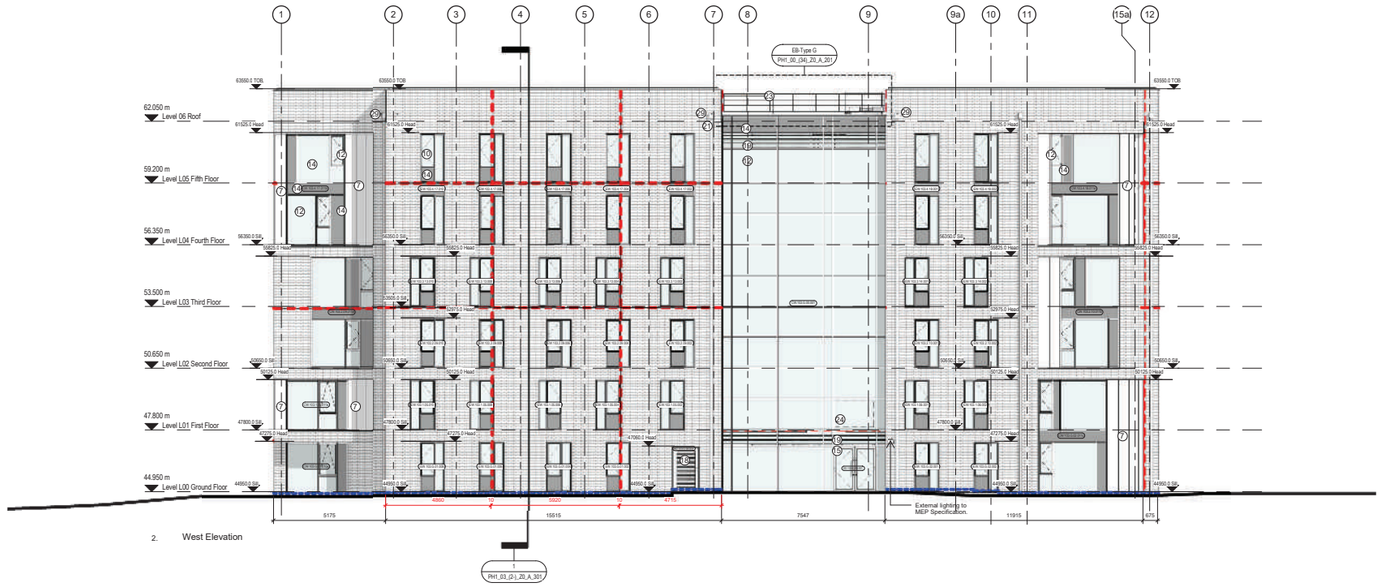

2. West Elevation

KEY

	1. Buff Brickwork	F10 MBR-105
	2. NOT USED	-
	3. Blue Brickwork	F10 MBR-110
	4. Textured Brickwork panel	F10 MBR-135
	5. Vertical Fibre Cement Slate cladding	H61 EWS- 351
	6. Pitched Fibre Cement Slate roof	H61 RFS-511
	7. Zinc Cladding- Standing Seam	H74 EWS- 431
Material in abeyance	8. Vertical Western Red Cedar louvers	L13 EWS- 617
	9. Solid Laminate Rainscreen Cladding	H92 EWS-432
	10. Aluminium/ Timber Hybrid Window	L10 EWS-154 EWS-155
	11. Zinc Clad Oriel Window	H74 EWS- 431/ L10 EWS- 154 EWS-155
	12. Curtain walling- Residential	H11 EWS- 103
	13. Insulated Aluminium Panel	-
	14. Spandrel panel	L42- GLP- 210
	15. Glazed door	L25- DRS- 221
	16. Bi-folding Glazed door	L25 DRS- 435
	17. Metal door	L25 DRS- 402
	18. Louvered Metal door	L25 DRS- 421
	19. Colt Glazed louvers	L13 EWS- 625
	20. Hidden gutter- fibre cement roof	R10 RWS- 121
Finish in abeyance	21. Mill Finish Rainwater goods/ hoppers	R10 RWS- 112 RWS-127
	22. PPC Aluminium coping	H72 EWS- 412
	23. Metal railing	L35 AMW- 210
	24. Manifestation/ signs	N15
	25. NOT USED	-
	26. Metal Louvres	L13 EWS- 601
	27. Air brick (buff)	F10 MAC- 801
	28. Weir to gutter	
	29. Weir integrated into Hopper Head	
	Movement Joint (10mm)	
	DPC (Minimum 150mm above Ground)	

Notes

·Weepholes are not indicated on the drawings.
·Soldier courses are provided extensively. Refer also to Typical Bay drawings for extents.

To be read in conjunction with
- All relevant Surveys, such as Topographical and Tree survey
- All other architectural drawings
- Architectural Specification
- Landscape Architecture Drawings and Specifications
- Civil and Structural Engineering Drawings and Specifications
- MEP Engineering Drawings and Specifications
- Acoustic Report
- Lighting Report
- Fire Strategy Report
- Room Data Sheet

Revision Description	Drawn	Checked	Date
C03 - Balustrade & Section references added and Key updated.	AC	AB	23.10.17
C02 - Construction Issue	SL	AB	02.08.17
C01 - Spot Levels added for lightweight steel frame for set out purposes	SL	AB	20.06.17
P05 - Airbricks and weirs added to Elevations, Ground Line adjusted to suit updated landscaping and DPC's added. Update to Materiality Key	KC	MR	02.06.17
P04 - Drawing prefix amended. Movement joints, window & door numbers and gridlines added	AM/KC	MB	04.04.17
P03 - Building location diagram amended. Phase number amended.	JD	MB	18.11.16
P02 - Revisions to kitchen windows, detail to brickwork added and update curtain walling	KC	MB	04.09.15
P01 - Issue for University Requirements	KC	MB	17.07.15

BDP.
11 Ducie Street
PO Box 85, Piccadilly Basin
Manchester, M60 3JA
United Kingdom
T +44 (0)161 828 2200
F +44 (0)161 828 2235
www.bdp.com

Project	Owens Park, Fallowfield: Campus Redevelopment
Project No.	P2006665
Drawing Title	Unwrapped Elevations - Cluster Flat_03 - Phase 1 Sheet 02
Scale	1 : 100 @ A0
Date	17.07.15
Drawing No.	PH1_03_(2-)_Z0_A_401
Revision	C03

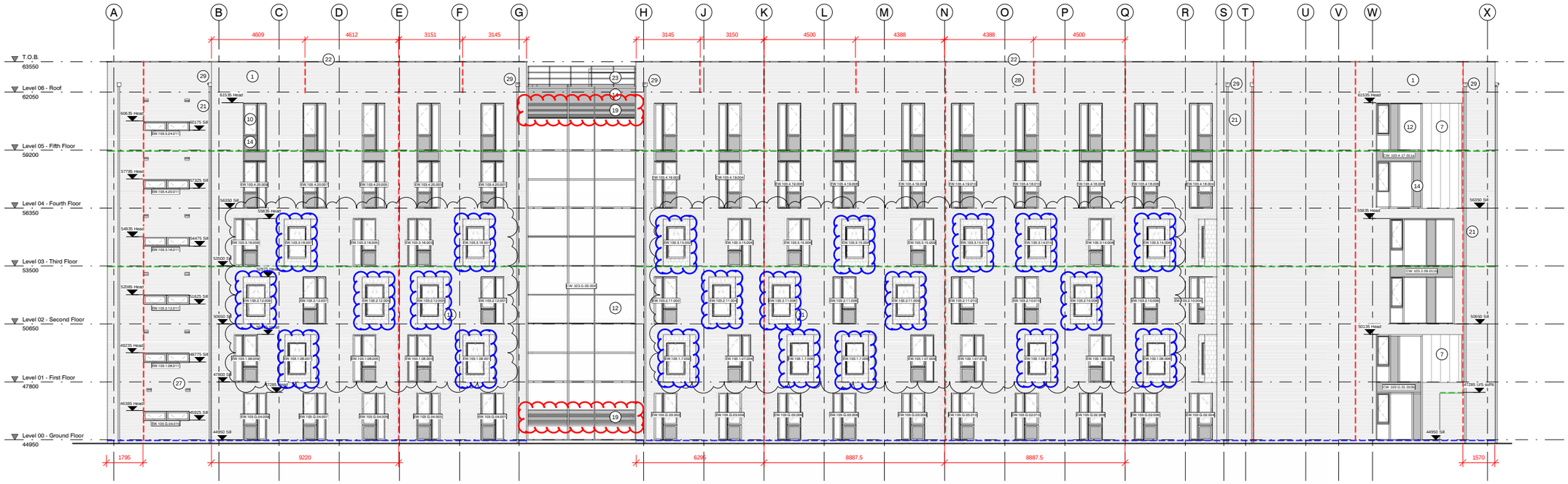

NORTH ELEVATION
1 : 100

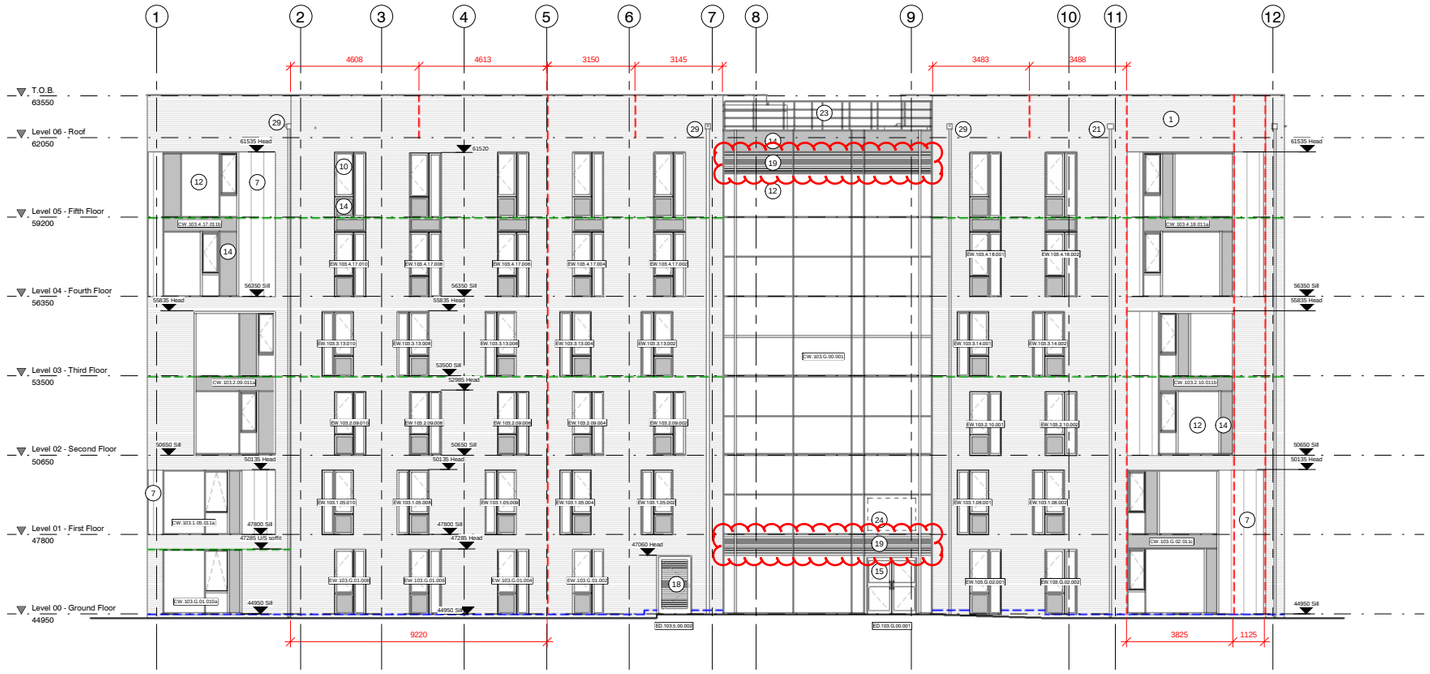

WEST ELEVATION
1 : 100

WINDOWS IN BLUE AMENDED TO BE TOP HUNG.

GLASS LOUVRES AMENDED TO BE PPC METAL

KEY:

1. BUFF BRICKWORK
2. N/A
3. BLUE BRICKWORK
4. TEXTURED BRICKWORK PANEL
5. VERTICAL FIBRE CEMENT SLATE CLADDING
6. PITCHED FIBRE CEMENT SLATE ROOF
7. ZINC CLADDING - STANDING SEAM
8. VERTICAL WESTERN RED CEDAR LOUVERS
9. SOLID LAMINATE RAINSCREEN CLADDING
10. ALUMINIUM/TIMBER HYBRID WINDOW
11. ZINC CLAD ORIEL WINDOW
12. CURTAIN WALLING-RESIDENTIAL
13. INSULATED ALUMINIUM PANEL
14. SPANDREL PANEL
15. GLAZED DOOR
16. BI-FOLDING GLAZED DOOR
17. METAL DOOR
18. LOUVRED METAL DOOR
19. PPC ALUMINIUM LOUVERS TO CURTAIN WALLING
20. HIDDEN GUTTER-F/BRE CEMENT ROOF
21. MILL FINISH RAINWATER GOOG/SHOPPER
22. PPC ALUMINIUM COPING
23. METAL RAILING
24. MANIFESTATION / SIGNS
25. N/A
26. METAL LOUVERS
27. AIR BRICK (BUFF)
28. OVERFLOW WEIR TO GUTTER
29. OVERFLOW WEIR INTEGRATED INTO HOPPER HEAD

MOVEMENT JOINT (10mm)
DPC (MINIMUM 150mm ABOVE GROUND)
MASONRY SUPPORT

NOTES:

- WEEPHOLES ARE NOT INDICATED ON THE DRAWINGS.
- SOLDIER COURSES ARE PROVIDED EXTENSIVELY. REFER ALSO TO TYPICAL BAY DRAWINGS FOR EXTENTS.

BED JOINT REINFORCEMENT TO BRICKWORK:

GENERALLY BRICKWORK BED JOINT REINFORCEMENT TO BE LOCATED AS FOLLOWS:

- 3 COURSES ABOVE AND BELOW OPENINGS
- ABOVE AND BELOW EVERY SOLDIER COURSE
- ROOF VERGE - 500mm LENGTHS TO EVERY COURSE
- EVERY THIRD COURSE TO PARAPETS
- 3 COURSES AT CHANGES IN BRICKWORK HEIGHT

0 2 4 6 8 10m
1:100

REV	DATE	DESCRIPTION	DRN	CHK
C5	04.03.19	Window type D8 amended to be top hung.	JJC	AC
C4	06/02/19	Parapet Movement Joints Added	AC	AC
C3	18/12/18	Curtain walling updated with metal louvres.	PJC	AC
C2	22/06/18	Opening annotation added to oriel windows.	MBD	AC
C1	-	Initial issue	MBD	AC

CLIENT
The University of Manchester
VINCI UK DEVELOPMENT

PROJECT TITLE
Owens Park, Fallowfield;
Campus Redevelopment

DRAWING TITLE
North and West Elevations - Building 103

DRAWING PURPOSE

DRAWN / CHECKED	DATE	SCALE@ A0
MBD / AE	June 18	1 : 100

JOB No	DRAWING No	STATUS	REVISION
1VC01	1VC01-MHA-03-XX-DR-A-04002	S4	C5

51 Barton Arcade
Deansgate
Manchester
M3 2BJ
T +44 (0)161 834 1018
F +44 (0)161 834 4798
E contact@mhaarchitects.com
W www.mhaarchitects.com
mha ARCHITECTS

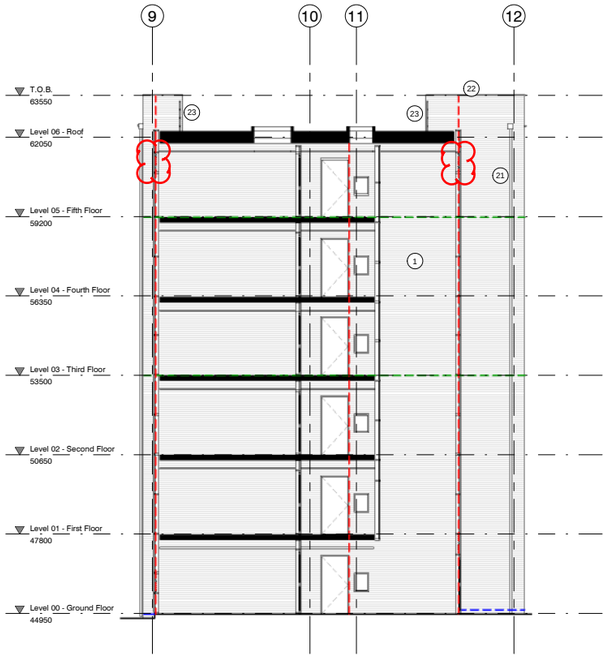

GRIDLINE G ELEVATION
1 : 100

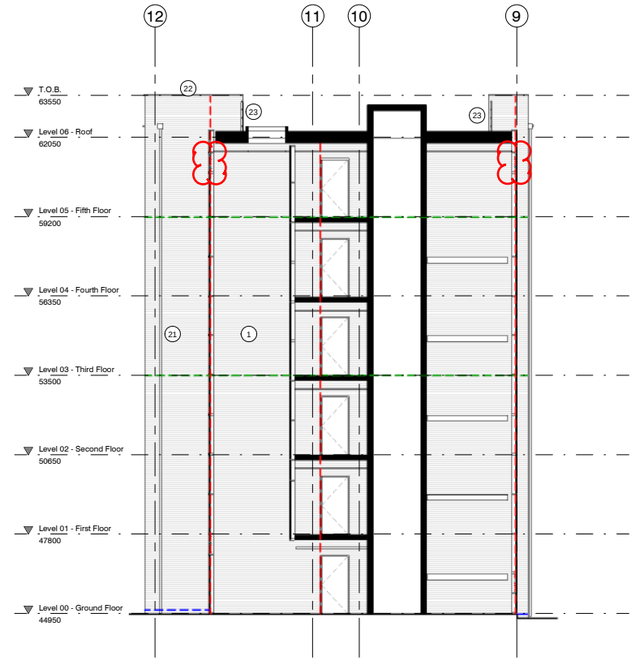

GRIDLINE H ELEVATION
1 : 100

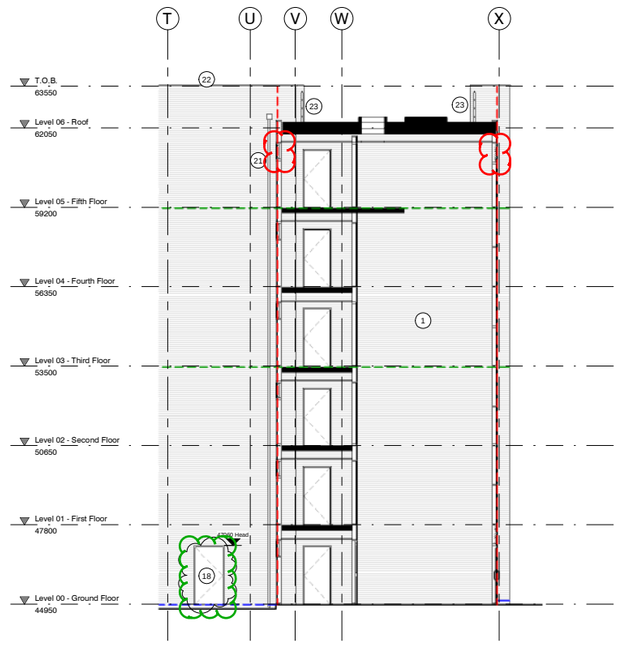

GRIDLINE 9 ELEVATION
1 : 100



GRIDLINE 8 ELEVATION
1 : 100

KEY:

1. BUFF BRICKWORK
2. N/A
3. BLUE BRICKWORK
4. TEXTURED BRICKWORK PANEL
5. VERTICAL FIBRE CEMENT SLATE CLADDING
6. PITCHED FIBRE CEMENT SLATE ROOF
7. ZINC CLADDING - STANDING SEAM
8. VERTICAL WESTERN RED CEDAR LOUVERS
9. SOLID LAMINATE RAINSCREEN CLADDING
10. ALUMINIUM/TIMBER HYBRID WINDOW
11. ZINC CLAD DRIEL WINDOW
12. CURTAIN WALLING-RESIDENTIAL
13. INSULATED ALUMINIUM PANEL
14. SPANDREL PANEL
15. GLAZED DOOR
16. BI-FOLDING GLAZED DOOR
17. METAL DOOR
18. PPC METAL METAL DOOR
19. PPC ALUMINIUM LOUVERS TO CURTAIN WALLING
20. HIDDEN GUTTER-FIBRE CEMENT ROOF
21. MILL FINISH RAINWATER GOODS/HOPPER
22. PPC ALUMINIUM COPING
23. METAL RAILING
24. MANIFESTATION / SIGNS
25. N/A
26. METAL LOUVERS
27. AIR BRICK (BUFF)
28. OVERFLOW WEIR TO GUTTER
29. OVERFLOW WEIR INTEGRATED INTO HOPPER HEAD

MOVEMENT JOINT (10mm)
DPC (MINIMUM 150mm ABOVE GROUND)
MASONRY SUPPORT

NOTES:

- WEEPHOLES ARE NOT INDICATED ON THE DRAWINGS.
- SOLDIER COURSES ARE PROVIDED EXTENSIVELY. REFER ALSO TO TYPICAL BAY DRAWINGS FOR EXTENTS.

BED JOINT REINFORCEMENT TO BRICKWORK:

GENERALLY BRICKWORK BED JOINT REINFORCEMENT TO BE LOCATED AS FOLLOWS:

- 3 COURSES ABOVE AND BELOW OPENINGS
- ABOVE AND BELOW EVERY SOLDIER COURSE
- ROOF VERGE - 500mm LENGTHS TO EVERY COURSE
- EVERY THIRD COURSE TO PARAPETS
- 3 COURSES AT CHANGES IN BRICKWORK HEIGHT

DOOR IN GREEN AMENDED TO BE SOLID METAL NOT LOUVRED

GLASS LOUVRES AMENDED TO BE PPC METAL

REV	DATE	DESCRIPTION	DRN	CHK
C3	18/02/19	Switch room door louvres removed	JJC	AC
C2	-	Initial issue	MBD	AC
C1	-	-	AE	JL

CLIENT

The University of Manchester

VINCI CONSTRUCTION UK

PROJECT TITLE
Owens Park, Fallowfield;
Campus Redevelopment

DRAWING TITLE
Internal Elevations - Building 103

DRAWING PURPOSE
FOR CONSTRUCTION

DRAWN / CHECKED	DATE	SCALE@ A1
MBD / AC	June 18	1 : 100

JOB No	DRAWING No	STATUS	REVISION
1VC01	1VC01-MHA-03-XX-DR-A-04003	S4	C3

51 Barton Arcade
Deansgate
Manchester
M3 2BJ

T +44 (0)161 834 1018
F +44 (0)161 834 4798
E contact@mhaarchitects.com
W www.mhaarchitects.com

mha ARCHITECTS



2. West Elevation



1. North Elevation

BUILDING DESIGN PARTNERSHIP SHALL HAVE NO RESPONSIBILITY FOR ANY USE MADE OF THIS DOCUMENT OTHER THAN FOR THAT WHICH IT WAS PREPARED AND ISSUED.

ALL DIMENSIONS SHOULD BE CHECKED ON SITE.

DO NOT SCALE FROM THIS DRAWING

ANY DRAWING ERRORS OR DIVERGENCIES SHOULD BE BROUGHT TO THE ATTENTION OF BUILDING DESIGN PARTNERSHIP AT THE ADDRESS SHOWN BELOW.

NOTES

Bed Joint Reinforcement in Brickwork

Generally brickwork bed joint reinforcement to be located as follows:

- 3 courses above and below openings
- Above and below every soldier course
- Roof verge – 500mm lengths to every course
- Every third course to parapets
- 3 courses at changes in brickwork height

Drawings to be read inconjunction with:

For sections please refer to typical sections:
PH1_05_(2-)_Z0_A_300
PH1_05_(2-)_Z0_A_301
PH1_05_(2-)_Z0_A_302
PH1_05_(2-)_Z0_A_303
PH1_05_(2-)_Z0_A_304

For external wall details refer to (21) Series Drawings

For Brick Specials refer to (27) Series Drawings
P00_00_(27)_Z0_A_505
P00_00_(27)_Z0_A_506
P00_00_(27)_Z0_A_507
P00_00_(27)_Z0_A_508

Bed Joint Reinforcement Information refer to (29) Series Drawings
PH1_01_(29)_Z0_A_400
PH1_01_(29)_Z0_A_401

Fire Barrier Information refer to (68) Series Drawings
PH1_04_(68)_Z0_A_400
PH1_04_(68)_Z0_A_401

KEY

	1. Buff Brickwork	F10 MBR-105
	2. NOT USED	-
	3. Blue Brickwork	F10 MBR-110
	4. Textured Brickwork panel	F10 MBR-135
	5. Vertical Fibre Cement Slate cladding	H61 EWS- 351
	6. Pitched Fibre Cement Slate roof	H61 RFS-511
	7. Zinc Cladding- Standing Seam	H74 EWS- 431
Material in abeyance	8. Vertical Western Red Cedar louvers	L13 EWS- 617
	9. Solid Laminate Rainscreen Cladding	H92 EWS-432
	10. Aluminium/ Timber Hybrid Window	L10 EWS-154 EWS-155
	11. Zinc Clad Oriel Window	H74 EWS- 431/ L10 EWS- 154 EWS-155
	12. Curtain walling- Residential	H11 EWS- 103
	13. Insulated Aluminium Panel	-
	14. Spandrel panel	L42- GLP- 210
	15. Glazed door	L25- DRS- 221
	16. Bi-folding Glazed door	L25 DRS- 435
	17. Metal door	L25 DRS- 402
	18. Louvered Metal door	L25 DRS- 421
	19. Colt Glazed louvers	L13 EWS- 625
	20. Hidden gutter- fibre cement roof	R10 RWS- 121
Finish in abeyance	21. Mill Finish Rainwater goods/ hoppers	R10 RWS- 112 RWS-127
	22. PPC Aluminium coping	H72 EWS- 412
	23. Metal railing	L35 AMW- 210
	24. Manifestation/ signs	N15
	25. NOT USED	-
	26. Metal Louvres	L13 EWS- 601
	27. Air brick (buff)	F10 MAC- 801
	28. Weir to gutter	
	29. Weir integrated into Hopper Head	

Movement Joint (10mm)

DPC (Minimum 150mm above Ground)

Notes

·Weepholes are not indicated on the drawings.
·Soldier courses are provided extensively. Refer also to Typical Bay drawings for extents.

MANCHESTER 1824
The University of Manchester

To be read in conjunction with
- All relevant Surveys, such as Topographical and Tree survey
- All other architectural drawings
- Architectural Specification
- Landscape Architecture Drawings and Specifications
- Civil and Structural Engineering Drawings and Specifications
- MEP Engineering Drawings and Specifications
- Acoustic Report
- Lighting Report
- Fire Strategy Report
- Room Data Sheet

REVISION / DESCRIPTION	DRAWN	CHECKED	DATE
C02 - Balustrade & Section references added and Key updated.	AC	AB	23.10.17
C01 - Construction Issue	SL	AB	02.08.17
P06 - Spot levels added for lightweight steel frame for set out purposes	SL	AB	23.06.17
P05 - Airbricks and weirs added to Elevations, Ground Line adjusted to suit updated landscaping and DPC's added. Update to Materiality Key	KC	MR	02.06.17
P04 - Drawing prefix amended. Movement joints, window & door numbers and gridlines added	AM/KC	MB	04.04.17
P03_ Building location diagram amended. Phase number amended.	JD	MB	18.11.16
P02 - Revisions to kitchen windows, detail to brickwork added, update to pitch of roofs and curtain walling	KC	MB	04.09.15
P01 - Issue for University Requirements	KC	MB	17.07.15

BDP.
11 Ducie Street
PO Box 85, Picadilly Basin
Manchester, M60 3JA
United Kingdom
T +44 (0)161 828 2200
F +44 (0)161 828 2235
www.bdp.com

PROJECT TITLE: Owens Park, Fallowfield: Campus Redevelopment
P2006665
DRAWING TITLE: Unwrapped Elevations - Cluster Flat_04 - Phase 1 Sheet 01
SCALE: @ A1 1 : 100
DATE: 17.07.15
DRAWING #: PH1_04_(2-)_Z0_A_400
REVISION: C02

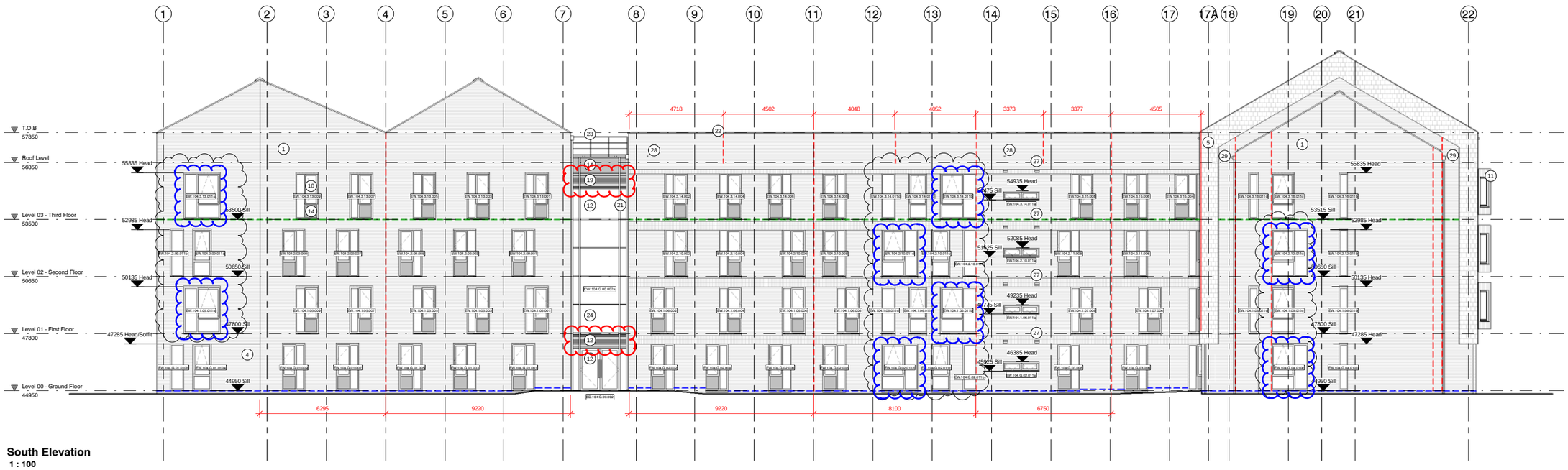

South Elevation
1 : 100

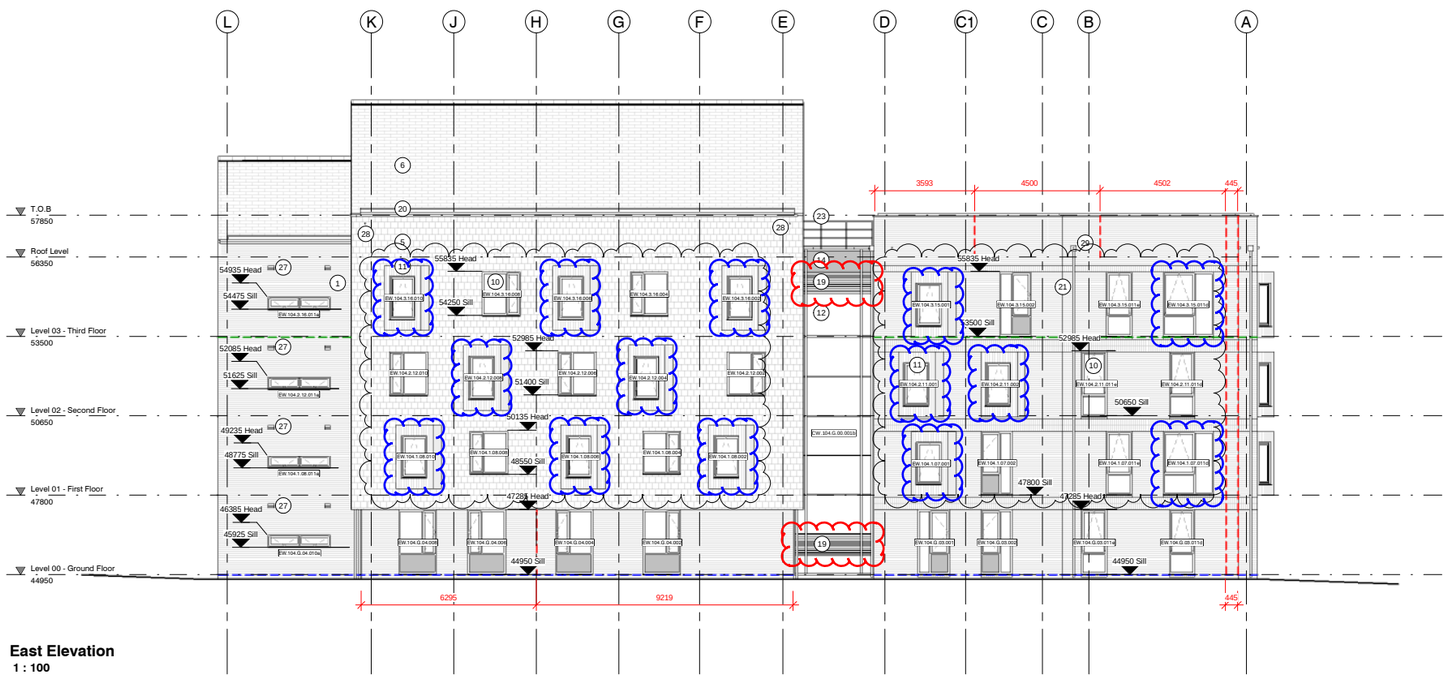

East Elevation
1 : 100

KEY:

1. BUFF BRICKWORK
2. N/A
3. BLUE BRICKWORK
4. TEXTURED BRICKWORK PANEL
5. VERTICAL FIBRE CEMENT SLATE CLADDING
6. PITCHED FIBRE CEMENT SLATE ROOF
7. ZINC CLADDING - STANDING SEAM
8. VERTICAL WESTERN RED CEDAR LOUVERS
9. SOLID LAMINATE RAINSCREEN CLADDING
10. ALUMINIUM/TIMBER HYBRID WINDOW
11. ZINC CLAD DRIEL WINDOW
12. CURTAIN WALLING-RESIDENTIAL
13. CURTAIN WALLING-ALUMINIUM PANEL
14. SPANDREL PANEL
15. GLAZED DOOR
16. BI-FOLDING GLAZED DOOR
17. METAL DOOR
18. LOUVRED METAL DOOR
19. PPC ALUMINIUM LOUVERS TO CURTAIN WALLING
20. HIDDEN GUTTER-FIBRE CEMENT ROOF
21. MILL FINISH RAINWATER GOODS/HOPPER
22. PPC ALUMINIUM COPING
23. METAL RAILING
24. MANIFESTATION / SIGNS
25. N/A
26. METAL LOUVERS
27. AIR BRICK (BUFF)
28. OVERFLOW WEIR TO GUTTER
29. OVERFLOW WEIR INTEGRATED INTO HOPPER HEAD

MOVEMENT JOINT (10mm)
DPC (MINIMUM 150mm ABOVE GROUND)
MASONRY SUPPORT

NOTES:

- WEEPHOLES ARE NOT INDICATED ON THE DRAWINGS.
- SOLDIER COURSES ARE PROVIDED EXTERIORLY. REFER ALSO TO TYPICAL BAY DRAWINGS FOR EXTENTS.

BED JOINT REINFORCEMENT TO BRICKWORK:

GENERALLY BRICKWORK BED JOINT REINFORCEMENT TO BE LOCATED AS FOLLOWS:

- 3 COURSES ABOVE AND BELOW OPENINGS
- ABOVE AND BELOW EVERY SOLDIER COURSE
- ROOF VERGE - 500mm LENGTHS TO EVERY COURSE
- EVERY THIRD COURSE TO PARAPETS
- 3 COURSES AT CHANGES IN BRICKWORK HEIGHT

WINDOWS IN BLUE AMENDED TO BE TOP HUNG.

GLASS LOUVRES AMENDED TO BE PPC METAL

REV	DATE	DESCRIPTION	DRN	CHK
C4	04.03.19	Window types 04 & 08 amended to be top hung.	JJC	AC
C3	11.02.19	Movement joints added to parapet.	JJC	AC
C2	18.12.18	Curtain walling updated with metal louvres	PJC	AC
C1	15.10.18	Initial issue.	MBD	AC

CLIENT
The University of Manchester
VINCI UK

PROJECT TITLE
Owens Park, Fallowfield;
Campus Redevelopment

DRAWING TITLE
South and East Elevations - Building 104

DRAWING PURPOSE
FOR CONSTRUCTION

DRAWN / CHECKED	DATE	SCALE @ A0
MBD / AC	AUGUST 2018	1 : 100

JOB No	DRAWING No	STATUS	REVISION
1VC01	1VC01-MHA-04-XX-DR-A-04001	S4	C4

51 Barton Arcade
Deansgate
Manchester
M3 2BJ
T +44 (0)161 834 1018
F +44 (0)161 834 4798
E contact@mhaarchitects.com
W www.mhaarchitects.com
mha ARCHITECTS



2. East Elevation

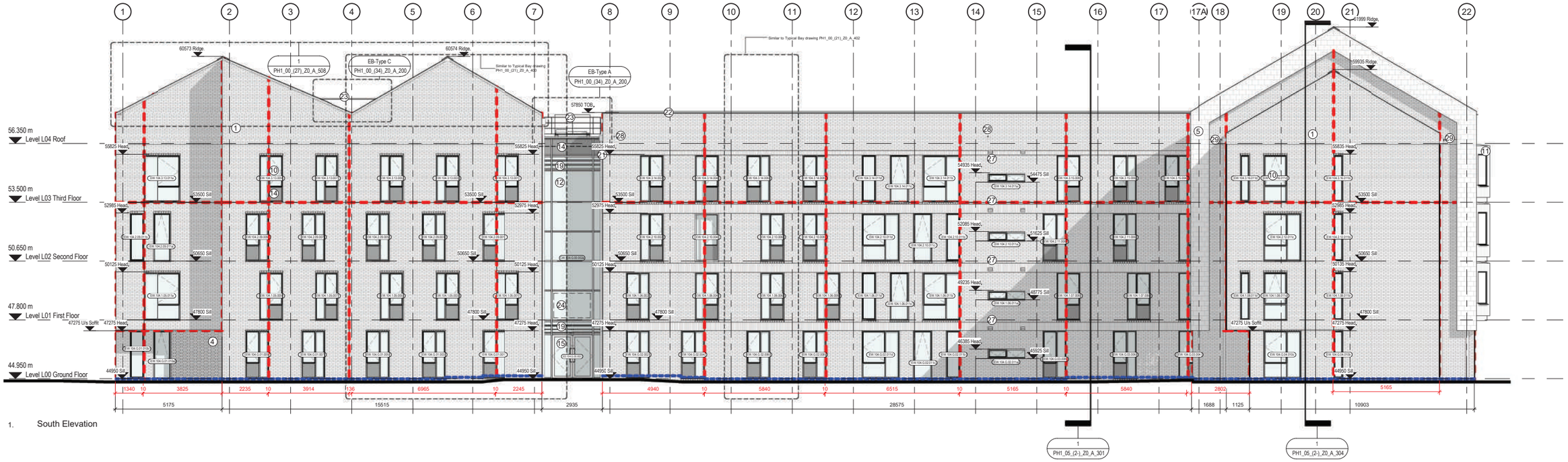

1. South Elevation

Bed Joint Reinforcement in Brickwork

Generally brickwork bed joint reinforcement to be located as follows:

- 3 courses above and below openings
- Above and below every soldier course
- Roof verge – 500mm lengths to every course
- Every third course to parapets
- 3 courses at changes in brickwork height

Drawings to be read inconjunction with:

For sections please refer to typical sections:
PH1_05_(2-)_Z0_A_300
PH1_05_(2-)_Z0_A_301
PH1_05_(2-)_Z0_A_302
PH1_05_(2-)_Z0_A_303
PH1_05_(2-)_Z0_A_304

For external wall details refer to (21) Series Drawings

For Brick Specials refer to (27) Series Drawings
P00_00_(27)_Z0_A_505
P00_00_(27)_Z0_A_506
P00_00_(27)_Z0_A_507
P00_00_(27)_Z0_A_508

Bed Joint Reinforcement Information refer to (29) Series Drawings
PH1_01_(29)_Z0_A_400
PH1_01_(29)_Z0_A_401

Fire Barrier Information refer to (68) Series Drawings
PH1_04_(68)_Z0_A_400
PH1_04_(68)_Z0_A_401

KEY

1. Buff Brickwork	F10 MBR-105
2. NOT USED	-
3. Blue Brickwork	F10 MBR-110
4. Textured Brickwork panel	F10 MBR-135
5. Vertical Fibre Cement Slate cladding	H61 EWS- 351
6. Pitched Fibre Cement Slate roof	H61 RFS-511
7. Zinc Cladding- Standing Seam	H74 EWS- 431
8. Vertical Western Red Cedar louvers	L13 EWS- 617
9. Solid Laminate Rainscreen Cladding	H92 EWS-432
10. Aluminium/ Timber Hybrid Window	L10 EWS-154 EWS-155
11. Zinc Clad Oriel Window	H74 EWS- 431/ L10 EWS- 154 EWS-155
12. Curtain walling- Residential	H11 EWS- 103
13. Insulated Aluminium Panel	-
14. Spandrel panel	L42- GLP- 210
15. Glazed door	L25- DRS- 221
16. Bi-folding Glazed door	L25 DRS- 435
17. Metal door	L25 DRS- 402
18. Louvered Metal door	L25 DRS- 421
19. Colt Glazed louvers	L13 EWS- 625
20. Hidden gutter- fibre cement roof	R10 RWS- 121
21. Mill Finish Rainwater goods/ hoppers	R10 RWS- 112 RWS-127
22. PPC Aluminium coping	H72 EWS- 412
23. Metal railing	L35 AMW- 210
24. Manifestation/ signs	N15
25. NOT USED	-
26. Metal Louvres	L13 EWS- 601
27. Air brick (buff)	F10 MAC- 801
28. Weir to gutter	
29. Weir integrated into Hopper Head	
Movement Joint (10mm)	
DPC (Minimum 150mm above Ground)	

Notes

·Weepholes are not indicated on the drawings.
·Soldier courses are provided extensively. Refer also to Typical Bay drawings for extents.

BUILDING DESIGN PARTNERSHIP SHALL HAVE NO RESPONSIBILITY FOR ANY USE MADE OF THIS DOCUMENT OTHER THAN FOR THAT WHICH IT WAS PREPARED AND ISSUED.

ALL DIMENSIONS SHOULD BE CHECKED ON SITE.

DO NOT SCALE FROM THIS DRAWING

ANY DRAWING ERRORS OR DIVERGENCIES SHOULD BE BROUGHT TO THE ATTENTION OF BUILDING DESIGN PARTNERSHIP AT THE ADDRESS SHOWN BELOW.

NOTES

MANCHESTER 1824
The University of Manchester

To be read in conjunction with
- All relevant Surveys, such as Topographical and Tree survey
- All other architectural drawings
- Architectural Specification
- Landscape Architecture Drawings and Specifications
- Civil and Structural Engineering Drawings and Specifications
- MEP Engineering Drawings and Specifications
- Acoustic Report
- Lighting Report
- Fire Strategy Report
- Room Data Sheet

REVISION : DESCRIPTION	DRAWN	CHECKED	DATE
C02 - Balustrade & Section references added and Key updated.	AC	AB	23.10.17
C01 - Construction Issue	SL	AB	02.08.17
P06 - Spot levels added for lightweight steel frame set out purposes	SL	AB	23.06.17
P05 - Airbricks and weirs added to Elevations, Ground Line adjusted to suit updated landscaping and DPC's added. Update to Materiality Key	KC	MR	02.06.17
P04 - Drawing prefix amended. Movement joints, window & door numbers and gridlines added	AM/KC	MB	04.04.17
P03_ Building location diagram amended. Phase number amended.	JD	MB	18.11.16
P02 - Revisions to kitchen windows, detail to brickwork added, update to pitch of roofs and curtain walling	KC	MB	04.09.15
P01 - Issue for University Requirements	KC	MB	17.07.15



BDP.
11 Ducie Street
PO Box 85, Picadilly Basin
Manchester, M60 3JA
United Kingdom
T +44 (0)161 828 2200
F +44 (0)161 828 2235
www.bdp.com

PROJECT TITLE: Owens Park, Fallowfield: Campus Redevelopment

P2006665

DRAWING TITLE: Unwrapped Elevations - Cluster Flat_04 - Phase 1 Sheet 02

SCALE: @ A1 1 : 100

DATE: 17.07.15

DRAWING NO: PH1_04_(2-)_Z0_A_401

REVISION: C02

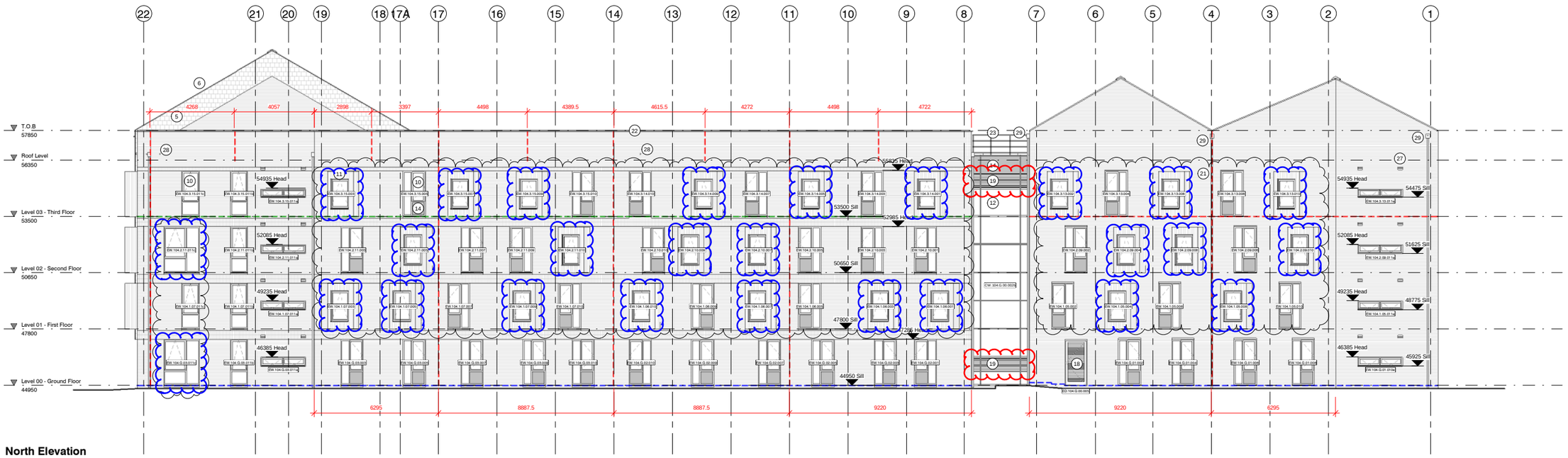

North Elevation
1 : 100

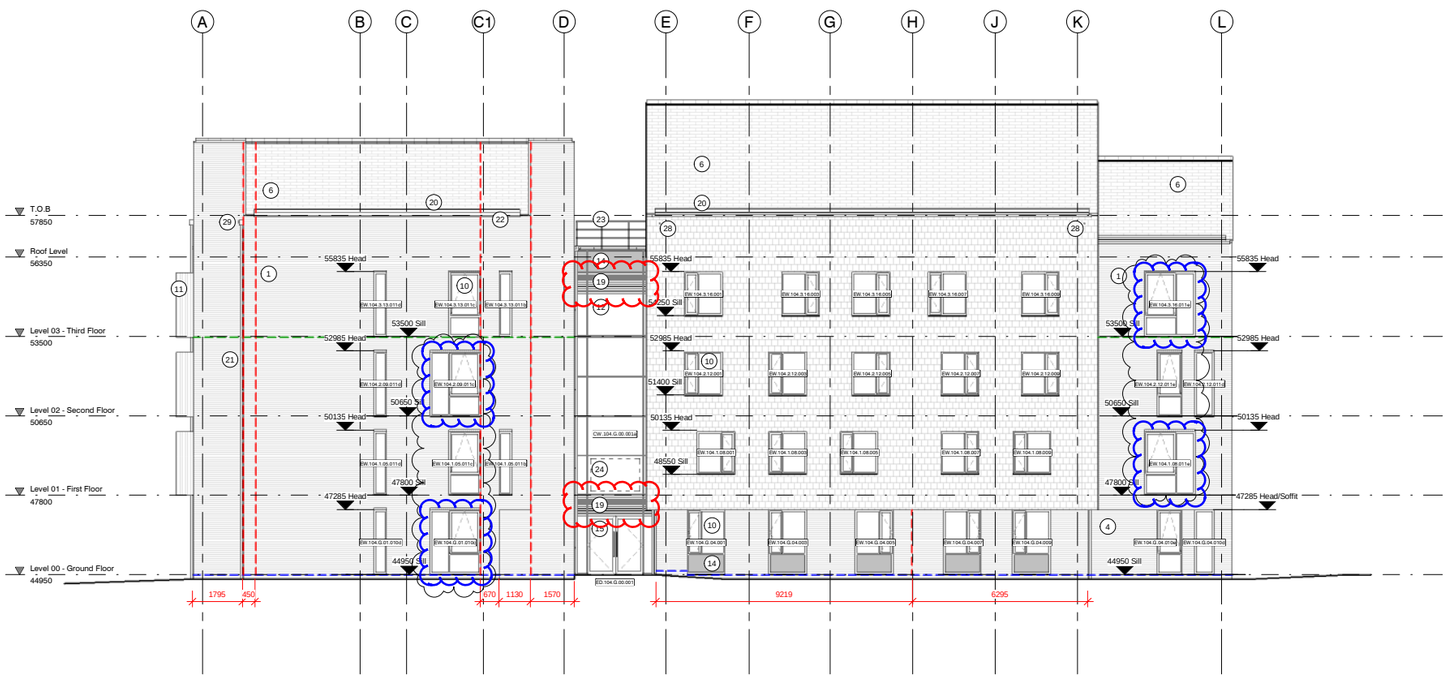

West Elevation
1 : 100

KEY:

1. BUFF BRICKWORK
2. N/A
3. BLUE BRICKWORK
4. TEXTURED BRICKWORK PANEL
5. VERTICAL FIBRE CEMENT SLATE CLADDING
6. PITCHED FIBRE CEMENT SLATE ROOF
7. ZINC CLADDING - STANDING SEAM
8. VERTICAL WESTERN RED CEDAR LOUVERS
9. SOLID LAMINATE RAINSCREEN CLADDING
10. ALUMINIUM/TIMBER HYBRID WINDOW
11. ZINC CLAD ORIEL WINDOW
12. CURTAIN WALLING-RESIDENTIAL
13. INSULATED ALUMINIUM PANEL
14. SPANDREL PANEL
15. GLAZED DOOR
16. BI-FOLDING GLAZED DOOR
17. LOUVRES
18. LOUVRED METAL DOOR
19. PPC ALUMINIUM LOUVERS TO CURTAIN WALLING
20. HIDDEN GUTTER-FIBRE CEMENT ROOF
21. MILL FINISH RAINWATER GOODS/HOPPER
22. PPC ALUMINIUM COPING
23. METAL RAILING
24. MANIFESTATION / SIGNS
25. N/A
26. METAL LOUVERS
27. AIR BRICK (BUFF)
28. OVERFLOW WEIR TO GUTTER
29. OVERFLOW WEIR INTEGRATED INTO HOPPER HEAD

MOVEMENT JOINT (10mm)
DPC (MINIMUM 150mm ABOVE GROUND)
MASONRY SUPPORT

NOTES:

- WEEPHOLES ARE NOT INDICATED ON THE DRAWINGS.
- SOLDIER COURSES ARE PROVIDED EXTENSIVELY. REFER ALSO TO TYPICAL BAY DRAWINGS FOR EXTENTS.

BED JOINT REINFORCEMENT TO BRICKWORK:

GENERALLY BRICKWORK BED JOINT REINFORCEMENT TO BE LOCATED AS FOLLOWS:

- 3 COURSES ABOVE AND BELOW OPENINGS
- ABOVE AND BELOW EVERY SOLDIER COURSE
- ROOF VERGE - 500mm LENGTHS TO EVERY COURSE
- EVERY THIRD COURSE TO PARAPETS
- 3 COURSES AT CHANGES IN BRICKWORK HEIGHT

WINDOWS IN BLUE AMENDED TO BE TOP HUNG.

GLASS LOUVRES AMENDED TO BE PPC METAL

REV	DATE	DESCRIPTION	DRN	CHK
C4	04.03.19	Window types 04 & 08 amended to be top hung.	JJC	AC
C3	11.02.19	Movement joints added to parapet.	JJC	AC
C2	18.12.18	Curtain walling updated with metal louvres	PJC	AC
C1	15.10.18	Initial issue.	MBD	AC

CLIENT
The University of Manchester
VINCI UK

PROJECT TITLE
Owens Park, Fallowfield;
Campus Redevelopment

DRAWING TITLE
North and West Elevations - Building 104

DRAWING PURPOSE

DRAWN / CHECKED	DATE	SCALE@ A0
MBD / AC	AUGUST 2018	1 : 100

JOB No	DRAWING No	STATUS	REVISION
1VC01	1VC01-MHA-04-XX-DR-A-04002	S4	C4

51 Barton Arcade
Deansgate
Manchester
M3 2BJ
T +44 (0)161 834 1018
F +44 (0)161 834 4798
E contact@mhaarchitects.com
W www.mhaarchitects.com
mha ARCHITECTS

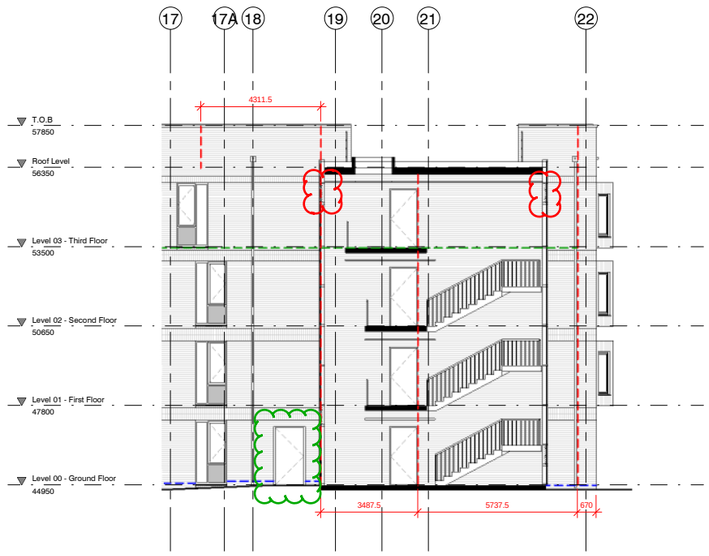

South Elevation at Gridline D
1 : 100

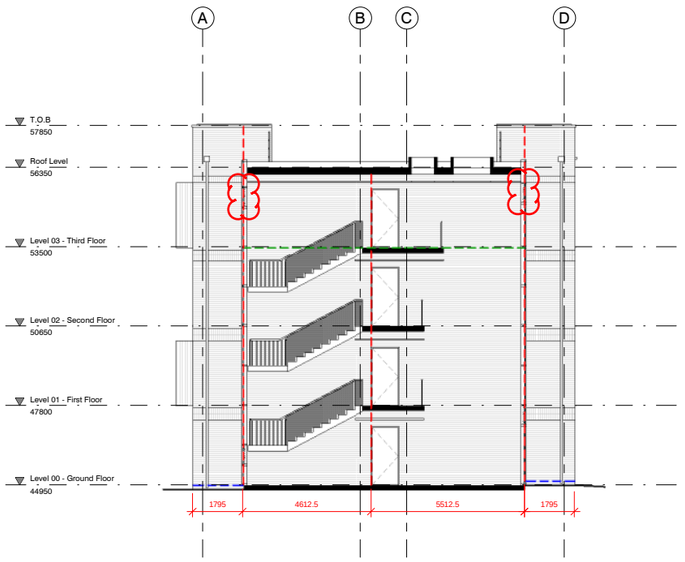

West Elevation at Gridline 8
1 : 100

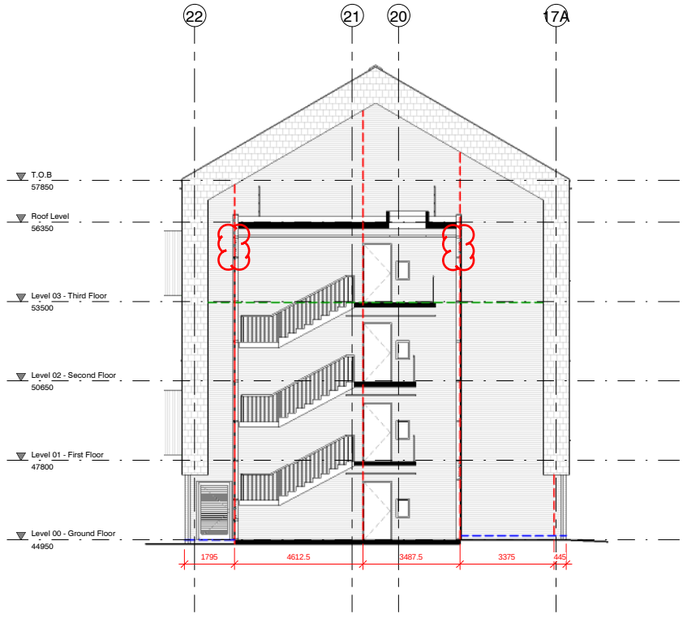

North Elevation at Gridline E
1 : 100

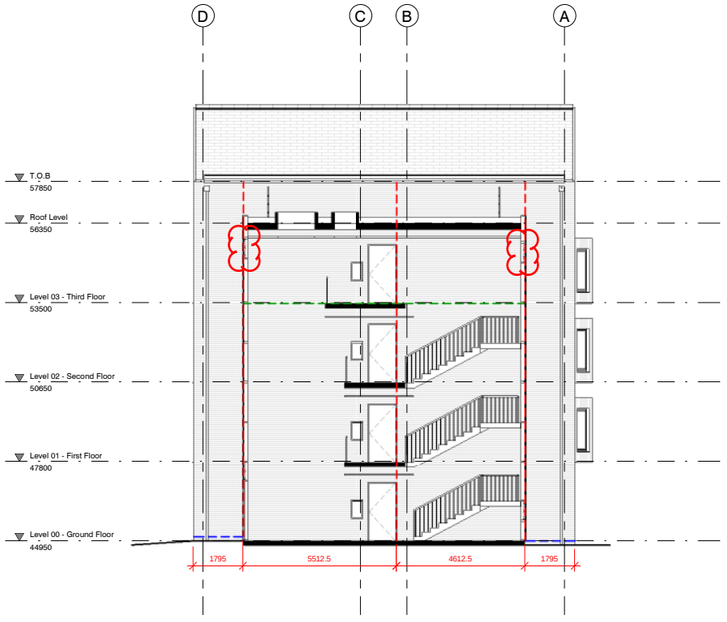

East Elevation at Gridline 7
1 : 100

DOOR IN GREEN AMENDED TO BE SOLID METAL NOT LOUVRED

GLASS LOUVRES AMENDED TO BE PPC METAL

REV	DATE	DESCRIPTION	DRN	CHK
C4	18.02.19	Switch room door louvres removed.	JJC	AC
C3	11.02.19	Movement joints added to parapet.	JJC	AC
C2	18.01.18	Drawing Updated to Reflect Requirements of the Contract	AC	AC
C1	15.10.18	Initial issue.	MBD	AC

CLIENT

The University of Manchester

PROJECT TITLE
Owens Park, Fallowfield;
Campus Redevelopment

DRAWING TITLE
Internal Elevations - Building 104

DRAWING PURPOSE
FOR CONSTRUCTION

DRAWN / CHECKED	DATE	SCALE@ A3
MBD / AC	AUGUST 2018	1 : 100

JOB No	DRAWING No	STATUS	REVISION
1VC01	1VC01-MHA-04-XX-DR-A-04003	S4	C4

51 Barton Arcade
Deansgate
Manchester
M3 2BJ
T +44 (0)161 834 1018
F +44 (0)161 834 4798
E contact@mhaarchitects.com
W www.mhaarchitects.com

BUILDING DESIGN PARTNERSHIP SHALL HAVE NO RESPONSIBILITY FOR ANY USE MADE OF THIS DOCUMENT OTHER THAN FOR THAT WHICH IT WAS PREPARED AND ISSUED.

ALL DIMENSIONS SHOULD BE CHECKED ON SITE.

DO NOT SCALE FROM THIS DRAWING

ANY DRAWING ERRORS OR DIVERGENCIES SHOULD BE BROUGHT TO THE ATTENTION OF BUILDING DESIGN PARTNERSHIP AT THE ADDRESS SHOWN BELOW.

NOTES



1. East Elevation

2. South Elevation

Bed Joint Reinforcement in Brickwork

Generally brickwork bed joint reinforcement to be located as follows:

- 3 courses above and below openings
- Above and below every soldier course
- Roof verge – 500mm lengths to every course
- Every third course to parapets
- 3 courses at changes in brickwork height

Drawings to be read inconjunction with:

For sections please refer to typical sections:
PH1_05_(2-)_Z0_A_300
PH1_05_(2-)_Z0_A_301
PH1_05_(2-)_Z0_A_302
PH1_05_(2-)_Z0_A_303
PH1_05_(2-)_Z0_A_304

For external wall details refer to (21) Series Drawings

For Brick Specials refer to (27) Series Drawings
P00_00_(27)_Z0_A_505
P00_00_(27)_Z0_A_506
P00_00_(27)_Z0_A_507
P00_00_(27)_Z0_A_508

Bed Joint Reinforcement Information refer to (29) Series Drawings
PH1_01_(29)_Z0_A_400
PH1_01_(29)_Z0_A_401

Fire Barrier Information refer to (68) Series Drawings
PH1_05_(68)_Z0_A_400
PH1_05_(68)_Z0_A_401

KEY

	1. Buff Brickwork	F10 MBR-105
	2. NOT USED	-
	3. Blue Brickwork	F10 MBR-110
	4. Textured Brickwork panel	F10 MBR-135
	5. Vertical Fibre Cement Slate cladding	H61 EWS- 351
	6. Pitched Fibre Cement Slate roof	H61 RFS-511
	7. Zinc Cladding- Standing Seam	H74 EWS- 431
Material in abeyance	8. Vertical Western Red Cedar louvers	L13 EWS- 617
	9. Solid Laminate Rainscreen Cladding	H92 EWS-432
	10. Aluminium/ Timber Hybrid Window	L10 EWS-154 EWS-155
	11. Zinc Clad Oriel Window	H74 EWS- 431/ L10 EWS- 154 EWS-155
	12. Curtain walling- Residential	H11 EWS- 103
	13. Insulated Aluminium Panel	-
	14. Spandrel panel	L42- GLP- 210
	15. Glazed door	L25- DRS- 221
	16. Bi-folding Glazed door	L25 DRS- 435
	17. Metal door	L25 DRS- 402
	18. Louvered Metal door	L25 DRS- 421
	19. Colt Glazed louvers	L13 EWS- 625
	20. Hidden gutter- fibre cement roof	R10 RWS- 121
Finish in abeyance	21. Mill Finish Rainwater goods/ hoppers	R10 RWS- 112 RWS-127
	22. PPC Aluminium coping	H72 EWS- 412
	23. Metal railing	L35 AMW- 210
	24. Manifestation/ signs	N15
	25. NOT USED	-
	26. Metal Louvres	L13 EWS- 601
	27. Air brick (buff)	F10 MAC- 801
	28. Weir to gutter	
	29. Weir integrated into Hopper Head	

Movement Joint (10mm)

DPC (Minimum 150mm above Ground)

Notes

·Weepholes are not indicated on the drawings.
·Soldier courses are provided extensively. Refer also to Typical Bay drawings for extents.

MANCHESTER 1824
The University of Manchester

To be read in conjunction with
- All relevant Surveys, such as Topographical and Tree survey
- All other architectural drawings
- Architectural Specification
- Landscape Architecture Drawings and Specifications
- Civil and Structural Engineering Drawings and Specifications
- MEP Engineering Drawings and Specifications
- Acoustic Report
- Lighting Report
- Fire Strategy Report
- Room Data Sheet

REVISION : DESCRIPTION	DRAWN	CHECKED	DATE
C02 - Balustrade & Section references added and Key updated. Door ED.105.G.00.003 changed to single door.	AC	AB	23.10.17
C01 - Construction Issue	SL	AB	02.08.17
P06 - Spot levels added for lightweight steel frame for set out purposes	SL	AB	23.06.17
P05 - Airbricks and weirs added to Elevations, Ground Line adjusted to suit updated landscaping and DPC's added. Update to Materiality Key	KC	MR	02.06.17
P04 - Drawing prefix amended. Movement joints, window & door numbers and gridlines added	AM/KC	MB	04.04.17
P03 - Building location diagram amended. Phase number amended.	JD	MB	18.11.16
P02 - Revisions to kitchen windows, detail to brickwork added, update to pitch of roofs and curtain walling	KC	MB	04.09.15
P01 - Issue for University Requirements	KC	MB	17.07.15



BDP.
11 Ducie Street
PO Box 85, Picadilly Basin
Manchester, M60 3JA
United Kingdom
T +44 (0)161 828 2200
F +44 (0)161 828 2235
www.bdp.com

PROJECT TITLE: Owens Park, Fallowfield: Campus Redevelopment

P2006665

DRAWING TITLE: Unwrapped Elevations - Cluster Flat_05 - Phase 1 Sheet 01

SCALE: @ A1 1 : 100

DATE: 17.07.15

DRAWING No: PH1_05_(2-)_Z0_A_400

REVISION: C02



EAST ELEVATION
1 : 100

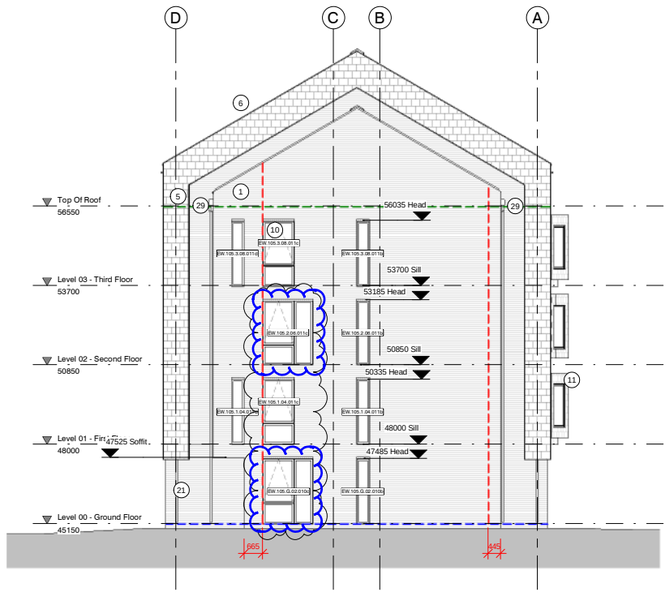

SOUTH ELEVATION
1 : 100

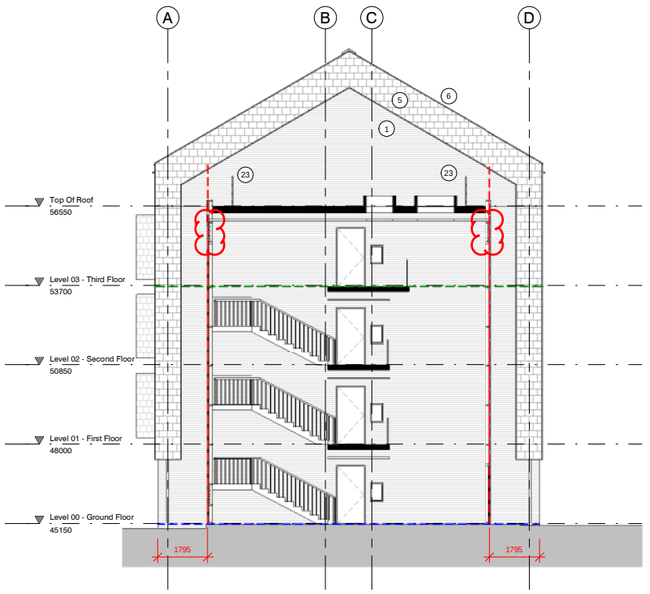

GRID LINE 8 ELEVATION
1 : 100

WINDOWS IN BLUE AMENDED TO BE TOP HUNG.

DOOR IN GREEN AMENDED TO BE SOLID METAL NOT LOUVRED

GLASS LOUVRES AMENDED TO BE PPC METAL

KEY:

1. BUFF BRICKWORK
2. N/A
3. BLUE BRICKWORK
4. TEXTURED BRICKWORK PANEL
5. VERTICAL FIBRE CEMENT SLATE CLADDING
6. PITCHED FIBRE CEMENT SLATE ROOF
7. ZINC CLADDING - STANDING SEAM
8. VERTICAL WESTERN RED CEDAR LOUVERS
9. SOLID LAMINATE RAINSCREEN CLADDING
10. ALUMINIUM/TIMBER HYBRID WINDOW
11. ZINC CLAD DRIEL WINDOW
12. CURTAIN WALLING-RESIDENTIAL
13. INSULATED ALUMINIUM PANEL
14. SPANDREL PANEL
15. GLAZED DOOR
16. INSULATED GLAZED DOOR
17. METAL DOOR
18. LOUVERED METAL DOOR
19. PPC ALUMINIUM LOUVERS TO CURTAIN WALLING
20. HIDDEN GUTTER-FIBRE CEMENT ROOF
21. MILL FINISH RAINWATER GOODS/HOPPER
22. PPC ALUMINIUM COPING
23. METAL RAILING
24. MANIFESTATION / SIGNS
25. N/A
26. METAL LOUVERS
27. AIR BRICK (BUFF)
28. WEIR TO GUTTER
29. WEIR INTEGRATED INTO HOPPER HEAD
30. SOLID METAL DOOR

MOVEMENT JOINT (10mm)

DPC (MINIMUM 150mm ABOVE GROUND)

MASONRY SUPPORT

NOTES:

- WEEPHOLES ARE NOT INDICATED ON THE DRAWINGS.
- SOLDIER COURSES ARE PROVIDED EXTENSIVELY. REFER ALSO TO TYPICAL BAY DRAWINGS FOR EXTENTS.

BED JOINT REINFORCEMENT TO BRICKWORK:

GENERALLY BRICKWORK BED JOINT REINFORCEMENT TO BE LOCATED AS FOLLOWS:

- 3 COURSES ABOVE AND BELOW OPENINGS
- ABOVE AND BELOW EVERY SOLDIER COURSE
- ROOF VERGE - 500mm LENGTHS TO EVERY COURSE
- EVERY THIRD COYRSE TO PARAPETS
- 3 COURSES AT CHANGES IN BRICKWORK HEIGHT

REV	DATE	DESCRIPTION	DRN	CHK
C5	04.03.19	Window types 04 & 08 amended to be top hung.	JJC	AC
C4	18.02.19	Switch room door louvres removed.	JJC	AC
C3	11.02.19	Movement joints added to parapet.	JJC	AC
C2	18.12.18	Curtain walling updated with metal louvres.	PJC	AC
C1	05.08.18	Initial Issue.	JJC	AC

CLIENT

The University of Manchester

VINCI UK

PROJECT TITLE
Owens Park, Fallowfield;
Campus Redevelopment

DRAWING TITLE
East and South Facing Elevations - Building 105

DRAWING PURPOSE
FOR CONSTRUCTION

DRAWN / CHECKED	DATE	SCALE@ A1
JJC / AC	SEPT 2018	1 : 100

JOB No	DRAWING No	STATUS	REVISION
1VC01	1VC01-MHA-05-XX-DR-A-04001	S4	C5

51 Barton Arcade
Deansgate
Manchester
M3 2BJ

T +44 (0)161 834 1018
F +44 (0)161 834 4798
E contact@mhaarchitects.com
W www.mhaarchitects.com

mha ARCHITECTS

BUILDING DESIGN PARTNERSHIP SHALL HAVE NO RESPONSIBILITY FOR ANY USE MADE OF THIS DOCUMENT OTHER THAN FOR THAT WHICH IT WAS PREPARED AND ISSUED.

ALL DIMENSIONS SHOULD BE CHECKED ON SITE.

DO NOT SCALE FROM THIS DRAWING

ANY DRAWING ERRORS OR DIVERGENCIES SHOULD BE BROUGHT TO THE ATTENTION OF BUILDING DESIGN PARTNERSHIP AT THE ADDRESS SHOWN BELOW.

NOTES

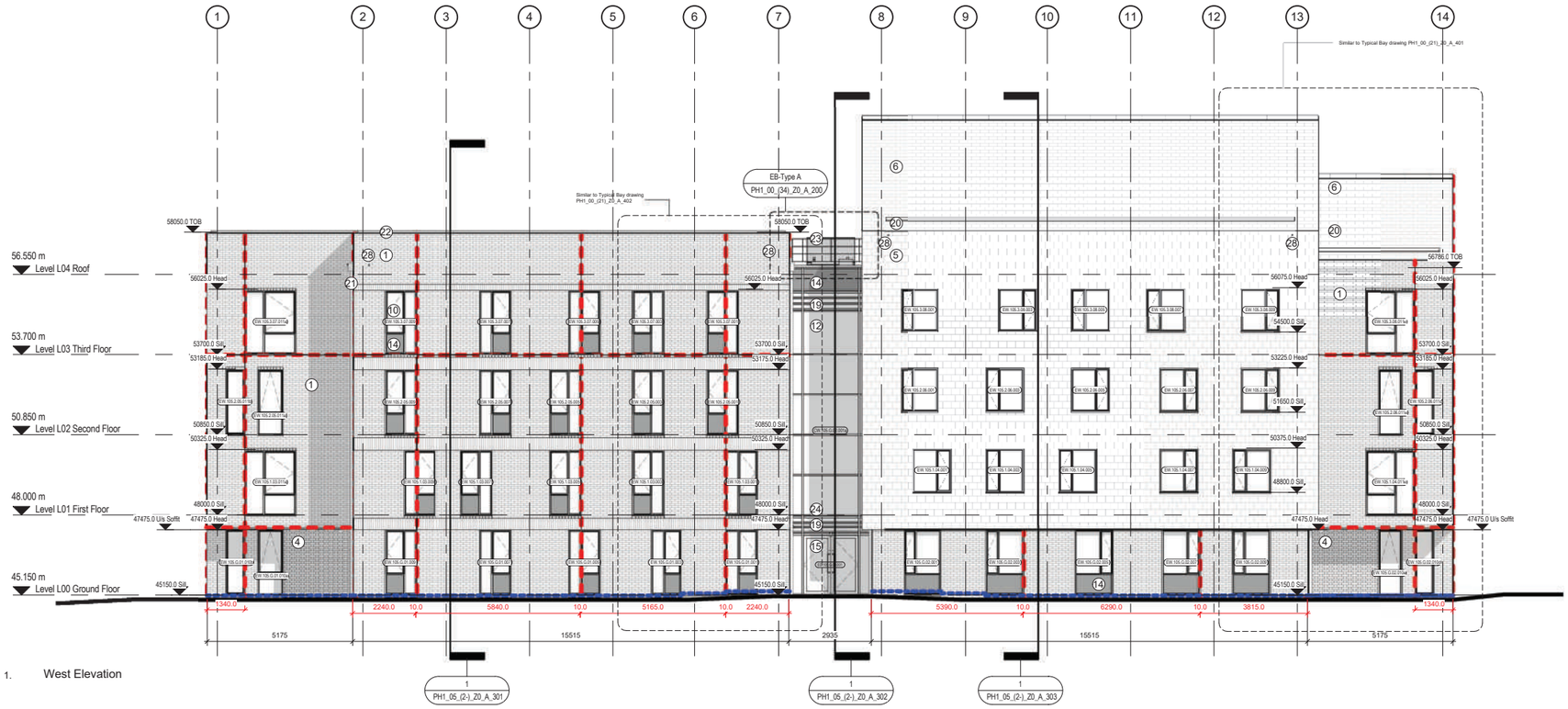

1. West Elevation

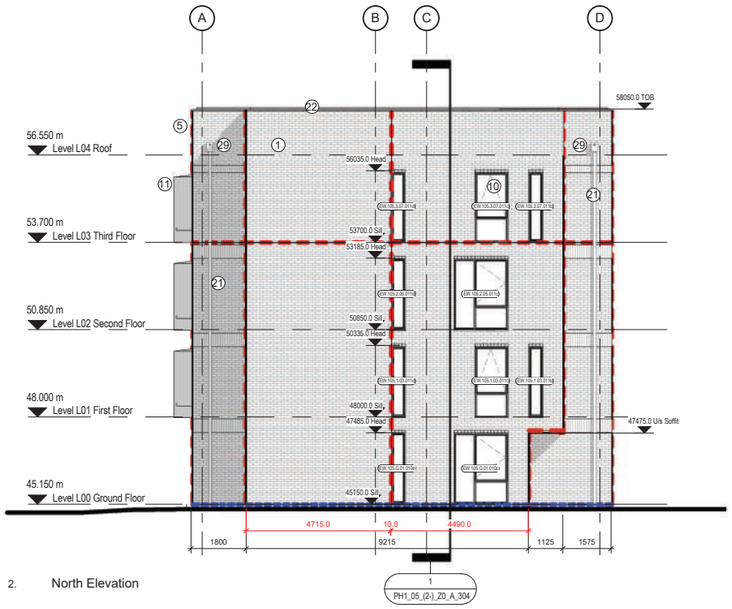

2. North Elevation

Bed Joint Reinforcement in Brickwork

Generally brickwork bed joint reinforcement to be located as follows:

- 3 courses above and below openings
- Above and below every soldier course
- Roof verge – 500mm lengths to every course
- Every third course to parapets
- 3 courses at changes in brickwork height

Drawings to be read inconjunction with:

For sections please refer to typical sections:
PH1_05_(2-)_Z0_A_300
PH1_05_(2-)_Z0_A_301
PH1_05_(2-)_Z0_A_302
PH1_05_(2-)_Z0_A_303
PH1_05_(2-)_Z0_A_304

For external wall details refer to (21) Series Drawings

For Brick Specials refer to (27) Series Drawings
P00_00_(27)_Z0_A_505
P00_00_(27)_Z0_A_506
P00_00_(27)_Z0_A_507
P00_00_(27)_Z0_A_508

Bed Joint Reinforcement Information refer to (29) Series Drawings
PH1_01_(29)_Z0_A_400
PH1_01_(29)_Z0_A_401

Fire Barrier Information refer to (68) Series Drawings
PH1_05_(68)_Z0_A_400
PH1_05_(68)_Z0_A_401

KEY

	1. Buff Brickwork	F10 MBR-105
	2. NOT USED	-
	3. Blue Brickwork	F10 MBR-110
	4. Textured Brickwork panel	F10 MBR-135
	5. Vertical Fibre Cement Slate cladding	H61 EWS- 351
	6. Pitched Fibre Cement Slate roof	H61 RFS-511
	7. Zinc Cladding- Standing Seam	H74 EWS- 431
Material in abeyance	8. Vertical Western Red Cedar louvers	L13 EWS- 617
	9. Solid Laminate Rainscreen Cladding	H92 EWS-432
	10. Aluminium/ Timber Hybrid Window	L10 EWS-154 EWS-155
	11. Zinc Clad Oriel Window	H74 EWS- 431/ L10 EWS- 154 EWS-155
	12. Curtain walling- Residential	H11 EWS- 103
	13. Insulated Aluminium Panel	-
	14. Spandrel panel	L42- GLP- 210
	15. Glazed door	L25- DRS- 221
	16. Bi-folding Glazed door	L25 DRS- 435
	17. Metal door	L25 DRS- 402
	18. Louvered Metal door	L25 DRS- 421
	19. Colt Glazed louvers	L13 EWS- 625
	20. Hidden gutter- fibre cement roof	R10 RWS- 121
Finish in abeyance	21. Mill Finish Rainwater goods/ hoppers	R10 RWS- 112 RWS-127
	22. PPC Aluminium coping	H72 EWS- 412
	23. Metal railing	L35 AMW- 210
	24. Manifestation/ signs	N15
	25. NOT USED	-
	26. Metal Louvres	L13 EWS- 601
	27. Air brick (buff)	F10 MAC- 801
	28. Weir to gutter	
	29. Weir integrated into Hopper Head	

Movement Joint (10mm)

DPC (Minimum 150mm above Ground)

Notes

·Weepholes are not indicated on the drawings.
·Soldier courses are provided extensively. Refer also to Typical Bay drawings for extents.

The University of Manchester

To be read in conjunction with
- All relevant Surveys, such as Topographical and Tree survey
- All other architectural drawings
- Architectural Specification
- Landscape Architecture Drawings and Specifications
- Civil and Structural Engineering Drawings and Specifications
- MEP Engineering Drawings and Specifications
- Acoustic Report
- Lighting Report
- Fire Strategy Report
- Room Data Sheet

REVISION : DESCRIPTION	DRAWN	CHECKED	DATE
C02 - Balustrade & Section references added and Key updated.	AC	AB	23.10.17
C01 - Construction Issue	SL	AB	02.08.17
P06 - Spot levels added for lightweight steel frame for set out purposes	SL	AB	23.06.17
P05 - Airbricks and weirs added to Elevations, Ground Line adjusted to suit updated landscaping and DPC's added. Update to Materiality Key	KC	MR	02.06.17
P04 - Drawing prefix amended. Movement joints, window & door numbers and gridlines added	AM/KC	MB	04.04.17
P03 - Building location diagram amended. Phase number amended.	JD	MB	18.11.16
P02 - Revisions to kitchen windows, detail to brickwork added, update to pitch of roofs and curtain walling	KC	MB	04.09.15
P01 - Issue for University Requirements	KC	MB	17.07.15



BDP.
11 Ducie Street
PO Box 85, Picadilly Basin
Manchester, M60 3JA
United Kingdom
T +44 (0)161 828 2200
F +44 (0)161 828 2235
www.bdp.com

PROJECT TITLE: Owens Park, Fallowfield: Campus Redevelopment

P2006665

DRAWING TITLE: Unwrapped Elevations - Cluster Flat_05 - Phase 1 Sheet 02

SCALE: @ A1 1 : 100

DATE: 17.07.15

DRAWING No: PH1_05_(2-)_Z0_A_401

REVISION: C02



WEST ELEVATION
1 : 100

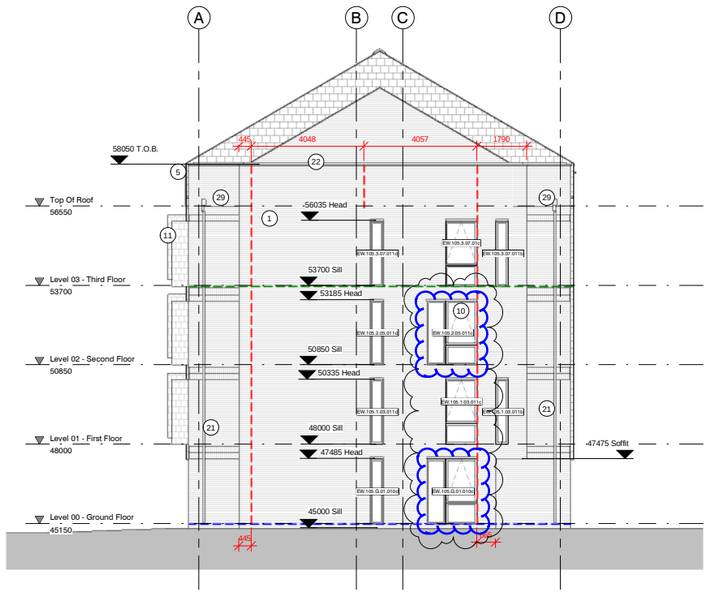

NORTH ELEVATION
1 : 100

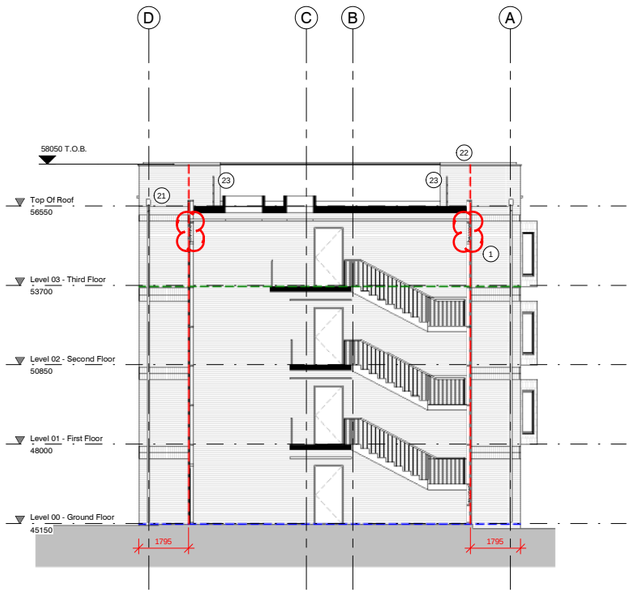

GRID LINE 7 ELEVATION
1 : 100

WINDOWS IN BLUE AMENDED TO BE TOP HUNG.

GLASS LOUVRES AMENDED TO BE PPC METAL

KEY:

1. BUFF BRICKWORK
2. N/A
3. BLUE BRICKWORK
4. TEXTURED BRICKWORK PANEL
5. VERTICAL FIBRE CEMENT SLATE CLADDING
6. PITCHED FIBRE CEMENT SLATE ROOF
7. ZINC CLADDING - STANDING SEAM
8. VERTICAL WESTERN RED CEDAR LOUVERS
9. SOLID LAMINATE RAINSCREEN CLADDING
10. ALUMINIUM/TIMBER HYBRID WINDOW
11. ZINC CLAD ORIEL WINDOW
12. CURTAIN WALLING RESIDENTIAL
13. INSULATED ALUMINIUM PANEL
14. SPANDREL PANEL
15. GLAZED DOOR
16. PPC ALUMINIUM GLAZED DOOR
17. METAL DOOR
18. LOUVERED METAL DOOR
19. PPC ALUMINIUM LOUVERS TO CURTAIN WALLING
20. HIDDEN GUTTER-FIBRE CEMENT ROOF
21. MILL FINISH RAINWATER GOOS/HOPPER
22. PPC ALUMINIUM COPING
23. METAL RAILING
24. MANIFESTATION / SIGNS
25. N/A
26. METAL LOUVERS
27. AIR BRICK (BUFF)
28. WEIR TO GUTTER
29. WEIR INTEGRATED INTO HOPPER HEAD
30. SOLID METAL DOOR

MOVEMENT JOINT (10mm)

DPC (MINIMUM 150mm ABOVE GROUND)

MASONRY SUPPORT

NOTES:

- WEEPHOLES ARE NOT INDICATED ON THE DRAWINGS.
- SOLDIER COURSES ARE PROVIDED EXTENSIVELY. REFER ALSO TO TYPICAL BAY DRAWINGS FOR EXTENTS.

BED JOINT REINFORCEMENT TO BRICKWORK:

GENERALLY BRICKWORK BED JOINT REINFORCEMENT TO BE LOCATED AS FOLLOWS:

- 3 COURSES ABOVE AND BELOW OPENINGS
- ABOVE AND BELOW EVERY SOLDIER COURSE
- ROOF VERGE - 500mm LENGTHS TO EVERY COURSE
- EVERY THIRD COYRSE TO PARAPETS
- 3 COURSES AT CHANGES IN BRICKWORK HEIGHT

REV	DATE	DESCRIPTION	DRN	CHK
C4	04.03.19	Window types 04 & 08 amended to be top hung.	JJC	AC
C3	11.02.19	Movement joints added to parapet.	JJC	AC
C2	18.12.18	Curtain walling updated with metal louvres.	PJC	AC
C1	05.09.18	Initial Issue.	JJC	AC

CLIENT

The University of Manchester

VINCI Construction UK

PROJECT TITLE
Owens Park, Fallowfield;
Campus Redevelopment

DRAWING TITLE
North and West Facing Elevations - Building 105

DRAWING PURPOSE: FOR CONSTRUCTION

DRAWN / CHECKED	DATE	SCALE@ A1
JJC / AC	SEPT 2018	1 : 100

JOB No	DRAWING No	STATUS	REVISION
1VC01	1VC01-MHA-05-XX-DR-A-04002	S4	C4

51 Barton Arcade
Deansgate
Manchester
M3 2BJ

T +44 (0)161 834 1018
F +44 (0)161 834 4798
E contact@mhaarchitects.com
W www.mhaarchitects.com

mha ARCHITECTS

BUILDING DESIGN PARTNERSHIP SHALL HAVE NO RESPONSIBILITY FOR ANY USE MADE OF THIS DOCUMENT OTHER THAN FOR THAT WHICH IT WAS PREPARED AND ISSUED.

ALL DIMENSIONS SHOULD BE CHECKED ON SITE.

DO NOT SCALE FROM THIS DRAWING

ANY DRAWING ERRORS OR DIVERGENCIES SHOULD BE BROUGHT TO THE ATTENTION OF BUILDING DESIGN PARTNERSHIP AT THE ADDRESS SHOWN BELOW.

NOTES

Bed Joint Reinforcement in Brickwork

Generally brickwork bed joint reinforcement to be located as follows:

- 3 courses above and below openings
- Above and below every soldier course
- Roof verge – 500mm lengths to every course
- Every third course to parapets
- 3 courses at changes in brickwork height

Drawings to be read inconjunction with:

For sections please refer to typical sections:
PH1_05_(2-)_Z0_A_300
PH1_05_(2-)_Z0_A_301
PH1_05_(2-)_Z0_A_302
PH1_05_(2-)_Z0_A_303
PH1_05_(2-)_Z0_A_304

For external wall details refer to (21) Series Drawings

For Brick Specials refer to (27) Series Drawings
P00_00_(27)_Z0_A_505
P00_00_(27)_Z0_A_506
P00_00_(27)_Z0_A_507
P00_00_(27)_Z0_A_508

Bed Joint Reinforcement Information refer to (29) Series Drawings
PH1_01_(29)_Z0_A_400
PH1_01_(29)_Z0_A_401

Fire Barrier Information refer to (68) Series Drawings
PH1_06_(68)_Z0_A_400
PH1_06_(68)_Z0_A_401

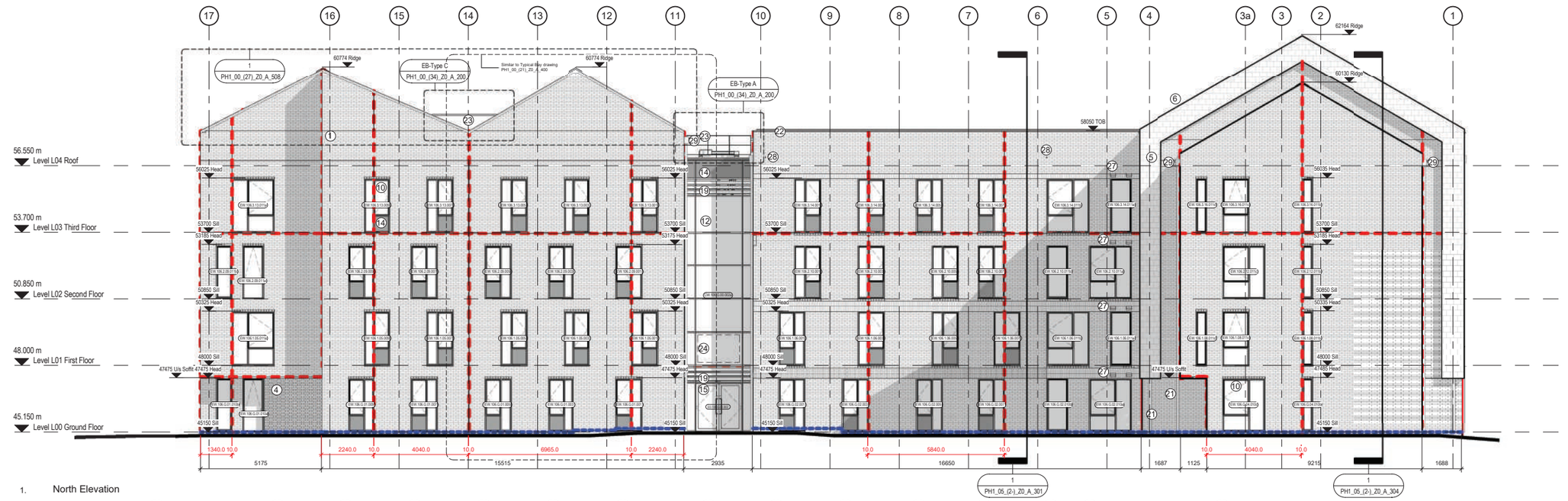

1. North Elevation

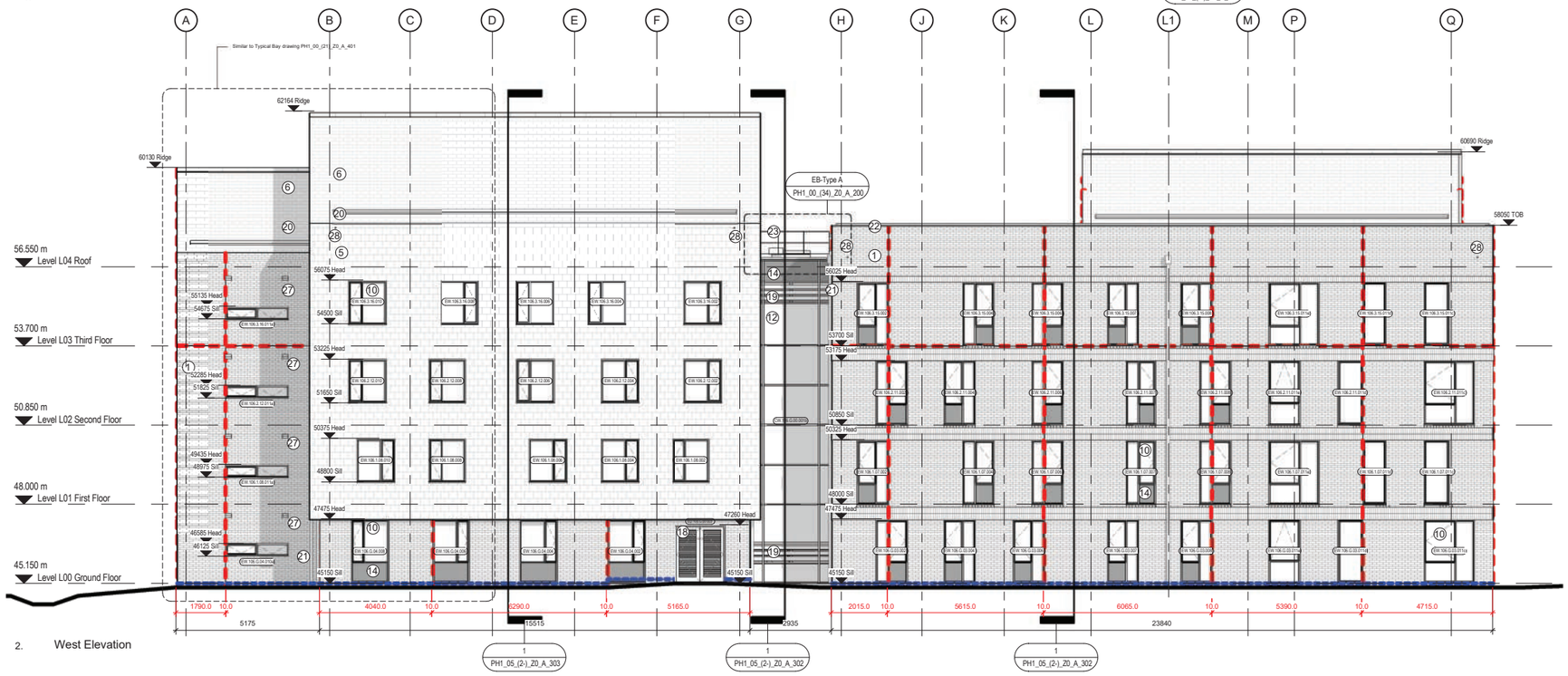

2. West Elevation

KEY

	1. Buff Brickwork	F10 MBR-105
	2. NOT USED	-
	3. Blue Brickwork	F10 MBR-110
	4. Textured Brickwork panel	F10 MBR-135
	5. Vertical Fibre Cement Slate cladding	H61 EWS- 351
	6. Pitched Fibre Cement Slate roof	H61 RFS-511
	7. Zinc Cladding- Standing Seam	H74 EWS- 431
Material in abeyance	8. Vertical Western Red Cedar louvers	L13 EWS- 617
	9. Solid Laminate Rainscreen Cladding	H92 EWS-432
	10. Aluminium/ Timber Hybrid Window	L10 EWS-154 EWS-155
	11. Zinc Clad Oriel Window	H74 EWS- 431/ L10 EWS- 154 EWS-155
	12. Curtain walling- Residential	H11 EWS- 103
	13. Insulated Aluminium Panel	-
	14. Spandrel panel	L42- GLP- 210
	15. Glazed door	L25- DRS- 221
	16. Bi-folding Glazed door	L25 DRS- 435
	17. Metal door	L25 DRS- 402
	18. Louvered Metal door	L25 DRS- 421
	19. Colt Glazed louvers	L13 EWS- 625
	20. Hidden gutter- fibre cement roof	R10 RWS- 121
Finish in abeyance	21. Mill Finish Rainwater goods/ hoppers	R10 RWS- 112 RWS-127
	22. PPC Aluminium coping	H72 EWS- 412
	23. Metal railing	L35 AMW- 210
	24. Manifestation/ signs	N15
	25. NOT USED	-
	26. Metal Louvres	L13 EWS- 601
	27. Air brick (buff)	F10 MAC- 801
	28. Weir to gutter	
	29. Weir integrated into Hopper Head	

Movement Joint (10mm)

DPC (Minimum 150mm above Ground)

Notes

·Weepholes are not indicated on the drawings.
·Soldier courses are provided extensively. Refer also to Typical Bay drawings for extents.

MANCHESTER 1824
The University of Manchester

To be read in conjunction with
- All relevant Surveys, such as Topographical and Tree survey
- All other architectural drawings
- Architectural Specification
- Landscape Architecture Drawings and Specifications
- Civil and Structural Engineering Drawings and Specifications
- MEP Engineering Drawings and Specifications
- Acoustic Report
- Lighting Report
- Fire Strategy Report
- Room Data Sheet

REVISION / DESCRIPTION	DRAWN	CHECKED	DATE
C02 - Balustrade & Section references added and Key updated.	AC	AB	23.10.17
C01 - Construction Issue	SL	AB	02.08.17
P06 - Spot levels added for lightweight steel frame for set out purposes	SL	AB	23.06.17
P05 - Airbricks and weirs added to Elevations, Ground Line adjusted to suit updated landscaping and DPC's added. Update to Verge profile and verge brick detail. Update to Materiality Key	KC	MR	02.06.17
P04 - Drawing prefix amended. Movement joints, window & door numbers and gridlines added	AM/KC	MB	04.04.17
P03 - Building location diagram amended. Phase number amended.	JD	MB	18.11.16
P02 - Updated metal louvered door label. Revisions to kitchen windows, detail to brickwork added, update to pitch of roofs and curtain walling	CM/KC	MB	04.09.15
P01 - Issue for University Requirements	KC	MB	17.07.15



BDP.
11 Ducie Street
PO Box 85, Picadilly Basin
Manchester, M60 3JA
United Kingdom
T +44 (0)161 828 2200
F +44 (0)161 828 2235
www.bdp.com

PROJECT TITLE: Owens Park, Fallowfield: Campus Redevelopment
P2006665
DRAWING TITLE: Unwrapped Elevations - Cluster Flat_06 - Phase 1 Sheet 01
SCALE: @ A1 1 : 100
DATE: 17.07.15
DRAWING No: PH1_06_(2-)_Z0_A_400
REVISION: C02

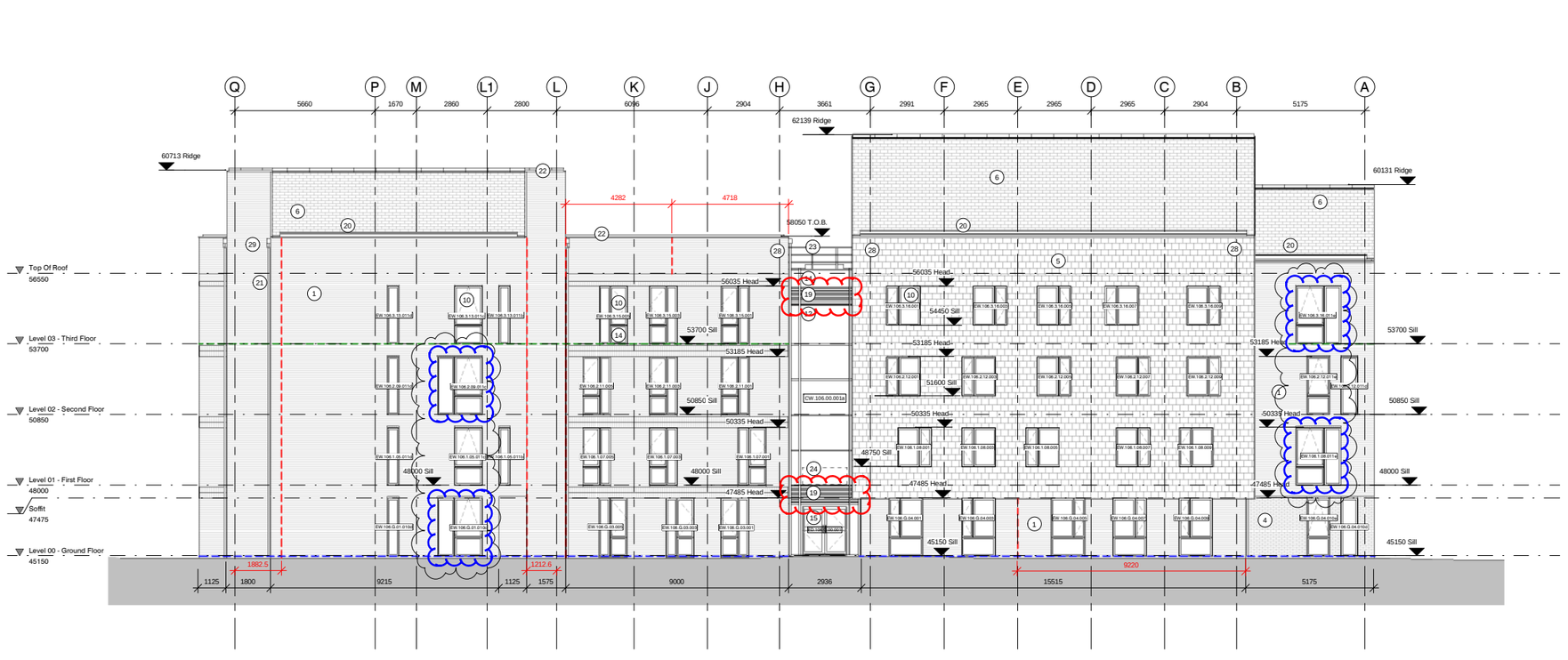

0 2 4 6 8 10m

1:100

KEY:

1. BUFF BRICKWORK
2. N/A
3. BLUE BRICKWORK
4. TEXTURED BRICKWORK PANEL
5. VERTICAL FIBRE CEMENT SLATE CLADDING
6. PITCHED FIBRE CEMENT SLATE ROOF
7. ZINC CLADDING - STANDING SEAM
8. VERTICAL WESTERN RED CEDAR LOUVERS
9. SOLID LAMINATE RAINSCREEN CLADDING
10. ALUMINIUM/TIMBER HYBRID WINDOW
11. ZINC CLAD ORIEL WINDOW
12. ZINC CLAD PANEL - RESIDENTIAL
13. INSULATED ALUMINIUM PANEL
14. SPANDREL PANEL
15. GLAZED DOOR
16. BI FOLDING GLAZED DOOR
17. METAL DOOR
18. LOUVERED METAL DOOR
19. PPC ALUMINIUM LOUVERS TO CURTAIN WALLING
20. HIDDEN GUTTER-FIBRE CEMENT ROOF
21. MILL FINISH RAINWATER GOODS/HOPPER
22. PPC ALUMINIUM COPING
23. METAL RAILING
24. MANIFESTATION / SIGNS
25. N/A
26. METAL LOUVERS
27. AIR BRICK (BUFF)
28. WEIR TO GUTTER
29. WEIR INTEGRATED INTO HOPPER HEAD
30. SOLID METAL DOOR

MOVEMENT JOINT (10mm)

DPC (MINIMUM 150mm ABOVE GROUND)

MASONRY SUPPORT

NOTES:

- WEEPHOLES ARE NOT INDICATED ON THE DRAWINGS.
- SOLDIER COURSES ARE PROVIDED EXTENSIVELY. REFER ALSO TO TYPICAL BAY DRAWINGS FOR EXTENTS.

BED JOINT REINFORCEMENT TO BRICKWORK:

GENERALLY BRICKWORK BED JOINT REINFORCEMENT TO BE LOCATED AS FOLLOWS:

- 3 COURSES ABOVE AND BELOW OPENINGS
- ABOVE AND BELOW EVERY SOLDIER COURSE
- ROOF VERGE - 500mm LENGTHS TO EVERY COURSE
- EVERY THIRD COURSE TO PARAPETS
- 3 COURSES AT CHANGES IN BRICKWORK HEIGHT

WINDOWS IN BLUE AMENDED TO BE TOP HUNG.

DOOR IN GREEN AMENDED TO BE SOLID METAL LOUVRES REMOVED

GLASS LOUVRES AMENDED TO BE PPC METAL

EAST ELEVATION
1 : 100

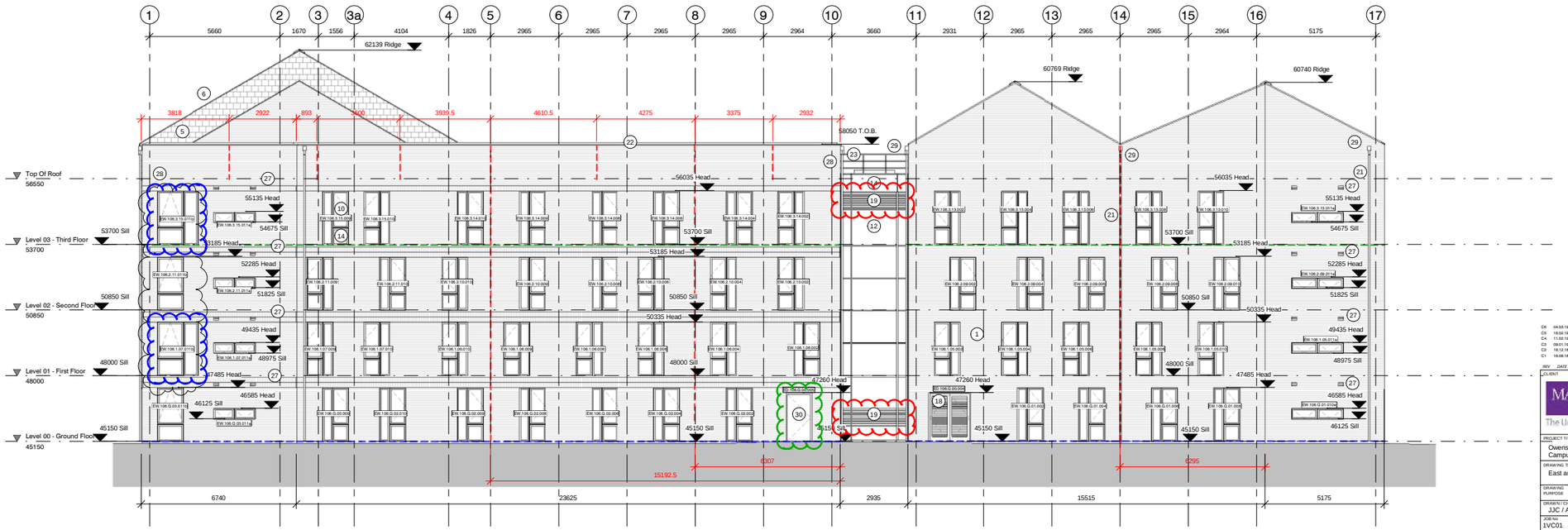

SOUTH ELEVATION
1 : 100

REV	DATE	DESCRIPTION	DRN	CHK
C6	04.03.19	Window types 04 & 08 amended to be top hung.	JJC	AC
C5	18.02.19	Switch room door louvres removed, and width amended.	JJC	AC
C4	11.02.19	Movement joints added to parapet.	JJC	AC
C3	09.01.19	Amendment to cading panels.	PJC	AC
C2	18.12.18	Curtain walling updated with metal louvres.	PJC	AC
C1	16.08.18	Initial Issue	JJC	AC

CLIENT

The University of Manchester

VINCI Construction UK

PROJECT TITLE
Owens Park, Fallowfield;
Campus Redevelopment

DRAWING TITLE
East and South Facing Elevations - Building 106

DRAWING PURPOSE: FOR CONSTRUCTION

DRAWN / CHECKED	DATE	SCALE@ A1
JJC / AC	AUG 2018	1 : 100

JOB No	DRAWING No	STATUS	REVISION
1VC01	1VC01-MHA-06-XX-DR-A-04001	S4	C6

51 Barton Arcade
Deansgate
Manchester
M3 2BJ

T +44 (0)161 834 1018
F +44 (0)161 834 4798
E contact@mhaarchitects.com
W www.mhaarchitects.com

mha ARCHITECTS

BUILDING DESIGN PARTNERSHIP SHALL HAVE NO RESPONSIBILITY FOR ANY USE MADE OF THIS DOCUMENT OTHER THAN FOR THAT WHICH IT WAS PREPARED AND ISSUED.

ALL DIMENSIONS SHOULD BE CHECKED ON SITE.

DO NOT SCALE FROM THIS DRAWING

ANY DRAWING ERRORS OR DIVERGENCIES SHOULD BE BROUGHT TO THE ATTENTION OF BUILDING DESIGN PARTNERSHIP AT THE ADDRESS SHOWN BELOW.

NOTES

Bed Joint Reinforcement in Brickwork

Generally brickwork bed joint reinforcement to be located as follows:

- 3 courses above and below openings
- Above and below every soldier course
- Roof verge – 500mm lengths to every course
- Every third course to parapets
- 3 courses at changes in brickwork height

Drawings to be read inconjunction with:

For sections please refer to typical sections:
PH1_05_(2-)_Z0_A_300
PH1_05_(2-)_Z0_A_301
PH1_05_(2-)_Z0_A_302
PH1_05_(2-)_Z0_A_303
PH1_05_(2-)_Z0_A_304

For external wall details refer to (21) Series Drawings

For Brick Specials refer to (27) Series Drawings
P00_00_(27)_Z0_A_505
P00_00_(27)_Z0_A_506
P00_00_(27)_Z0_A_507
P00_00_(27)_Z0_A_508

Bed Joint Reinforcement Information refer to (29) Series Drawings
PH1_01_(29)_Z0_A_400
PH1_01_(29)_Z0_A_401

Fire Barrier Information refer to (68) Series Drawings
PH1_06_(68)_Z0_A_400
PH1_06_(68)_Z0_A_401

1. South Elevation

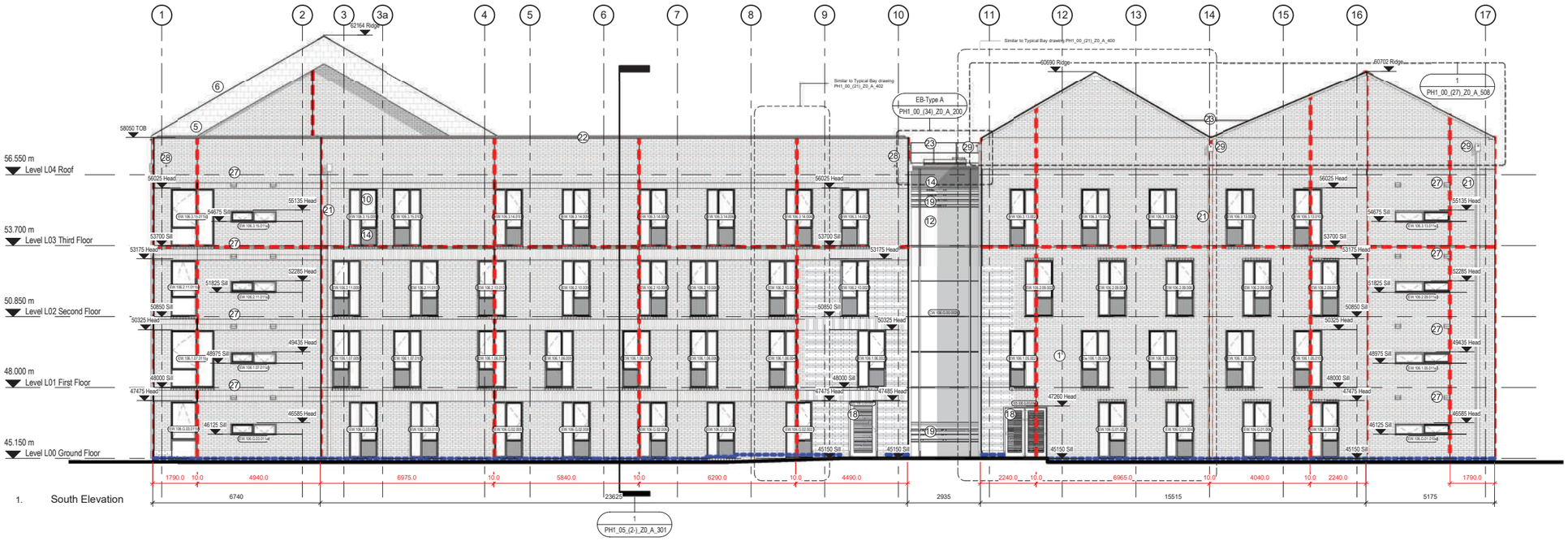

2. East Elevation



KEY

	1. Buff Brickwork	F10 MBR-105
	2. NOT USED	-
	3. Blue Brickwork	F10 MBR-110
	4. Textured Brickwork panel	F10 MBR-135
	5. Vertical Fibre Cement Slate cladding	H61 EWS- 351
	6. Pitched Fibre Cement Slate roof	H61 RFS-511
	7. Zinc Cladding- Standing Seam	H74 EWS- 431
Material in abeyance	8. Vertical Western Red Cedar louvers	L13 EWS- 617
	9. Solid Laminate Rainscreen Cladding	H92 EWS-432
	10. Aluminium/ Timber Hybrid Window	L10 EWS-154 EWS-155
	11. Zinc Clad Oriel Window	H74 EWS- 431/ L10 EWS- 154 EWS-155
	12. Curtain walling- Residential	H11 EWS- 103
	13. Insulated Aluminium Panel	-
	14. Spandrel panel	L42- GLP- 210
	15. Glazed door	L25- DRS- 221
	16. Bi-folding Glazed door	L25 DRS- 435
	17. Metal door	L25 DRS- 402
	18. Louvered Metal door	L25 DRS- 421
	19. Colt Glazed louvers	L13 EWS- 625
	20. Hidden gutter- fibre cement roof	R10 RWS- 121
Finish in abeyance	21. Mill Finish Rainwater goods/ hoppers	R10 RWS- 112 RWS-127
	22. PPC Aluminium coping	H72 EWS- 412
	23. Metal railing	L35 AMW- 210
	24. Manifestation/ signs	N15
	25. NOT USED	-
	26. Metal Louvres	L13 EWS- 601
	27. Air brick (buff)	F10 MAC- 801
	28. Weir to gutter	
	29. Weir integrated into Hopper Head	

Movement Joint (10mm)

DPC (Minimum 150mm above Ground)

Notes

·Weepholes are not indicated on the drawings.
·Soldier courses are provided extensively. Refer also to Typical Bay drawings for extents.

To be read in conjunction with
- All relevant Surveys, such as Topographical and Tree survey
- All other architectural drawings
- Architectural Specification
- Landscape Architecture Drawings and Specifications
- Civil and Structural Engineering Drawings and Specifications
- MEP Engineering Drawings and Specifications
- Acoustic Report
- Lighting Report
- Fire Strategy Report
- Room Data Sheet

REVISION / DESCRIPTION	DRAWN	CHECKED	DATE
C02 - Balustrade & Section references added and Key updated.	AC	AB	23.10.17
C01 - Construction Issue	SL	AB	02.08.17
P06 - Spot levels added for lightweight steel frame for set out purposes	SL	AB	23.06.17
P05 - Airbricks and weirs added to Elevations, Ground Line adjusted to suit updated landscaping and DPC's added. Update to Verge profile and verge brick detail. Update to Materiality Key	KC	MR	02.06.17
P04 - Drawing prefix amended. Movement joints, window & door numbers and gridlines added	AM/KC	MB	04.04.17
P03 - Building location diagram amended. Phase number amended.	JD	MB	18.11.16
P02 - Revisions to kitchen windows, detail to brickwork added, update to pitch of roofs and curtain walling	KC	MB	04.09.15
P01 - Issue for University Requirements	KC	MB	17.07.15

MANCHESTER 1824
The University of Manchester

BDP.
11 Ducie Street
PO Box 85, Picadilly Basin
Manchester, M60 3JA
United Kingdom
T +44 (0)161 828 2200
F +44 (0)161 828 2235
www.bdp.com

PROJECT TITLE	Owens Park, Fallowfield: Campus Redevelopment
	P2006665
DRAWING TITLE	Unwrapped Elevations - Cluster Flat_6 - Phase 1 Sheet 02
SCALE	@ A1 1 : 100
DATE	17.07.15
DRAWING No.	PH1_06_(2-)_Z0_A_401
REVISION	C02

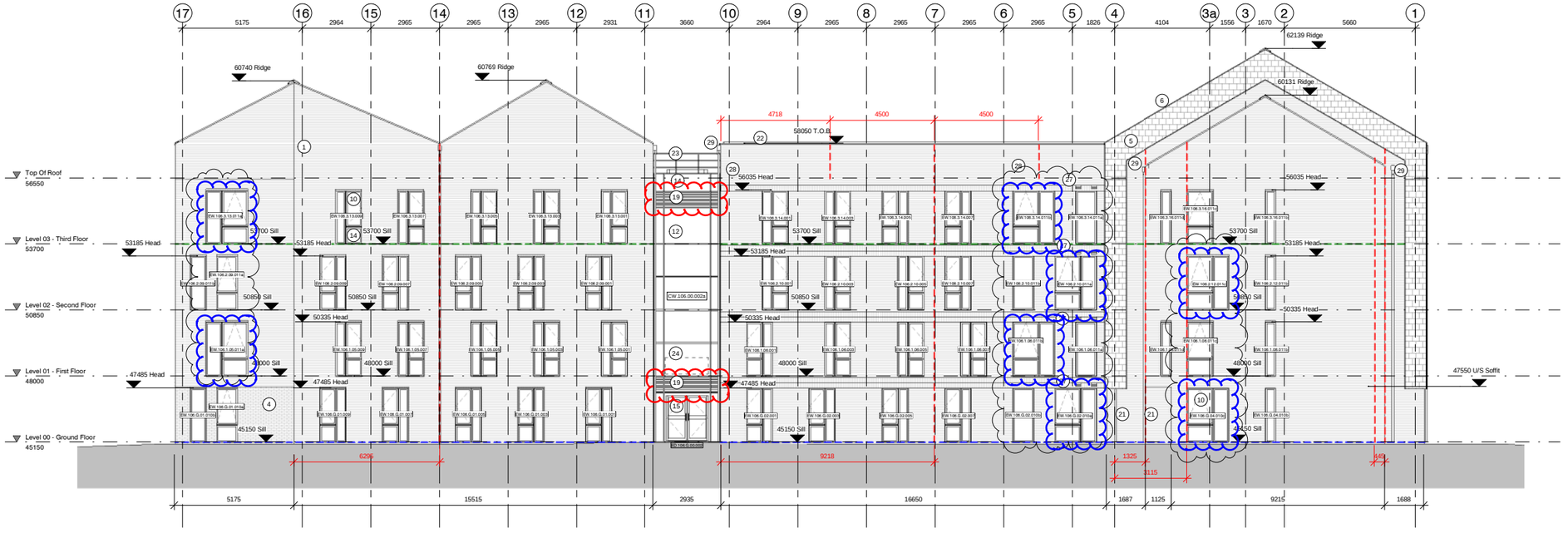

NORTH ELEVATION
1 : 100



WEST ELEVATION
1 : 100

0 2 4 6 8 10m
1:100

KEY:

1. BUFF BRICKWORK
2. N/A
3. BLUE BRICKWORK
4. TEXTURED BRICKWORK PANEL
5. VERTICAL FIBRE CEMENT SLATE CLADDING
6. PITCHED FIBRE CEMENT SLATE ROOF
7. ZINC CLADDING - STANDING SEAM
8. VERTICAL WESTERN RED CEDAR LOUVERS
9. SOLID LAMINATE RAINSCREEN CLADDING
10. ALUMINIUM/TIMBER HYBRID WINDOW
11. ZINC CLAD ORIEL WINDOW
12. CURTAIN WALLING-RESIDENTIAL
13. INSULATED ALUMINIUM PANEL
14. GLAZED DOOR
15. GLAZED DOOR
16. BI-FOLDING GLAZED DOOR
17. METAL DOOR
18. LOUVERED METAL DOOR
19. PPC ALUMINIUM LOUVERS TO CURTAIN WALLING
20. HIDDEN GUTTER-FIBRE CEMENT ROOF
21. MILL FINISH RAINWATER GOODS/HOPPER
22. PPC ALUMINIUM COPING
23. METAL RAILING
24. MANIFESTATION / SIGNS
25. N/A
26. METAL LOUVERS
27. AIR BRICK (BUFF)
28. WEIR TO GUTTER
29. WEIR INTEGRATED INTO HOPPER HEAD
30. SOLID METAL DOOR

MOVEMENT JOINT (10mm)
DPC (MINIMUM 150mm ABOVE GROUND)
MASONRY SUPPORT

NOTES:

- WEEPHOLES ARE NOT INDICATED ON THE DRAWINGS.
- SOLDIER COURSES ARE PROVIDED EXTENSIVELY. REFER ALSO TO TYPICAL BAY DRAWINGS FOR EXTENTS.

BED JOINT REINFORCEMENT TO BRICKWORK:

GENERALLY BRICKWORK BED JOINT REINFORCEMENT TO BE LOCATED AS FOLLOWS:

- 2 COURSES ABOVE AND BELOW OPENINGS
- ABOVE AND BELOW EVERY SOLDIER COURSE
- ROOF VERGE - 500mm LENGTHS TO EVERY COURSE
- EVERY THIRD COURSE TO PARAPETS
- 3 COURSES AT CHANGES IN BRICKWORK HEIGHT

WINDOWS IN BLUE AMENDED TO BE TOP HUNG.

GLASS LOUVRES AMENDED TO BE PPC METAL

REV	DATE	DESCRIPTION	DRN	CHK
C4	04.03.19	Window types 04 & 08 amended to be top hung.	JJC	AC
C3	11.02.19	Movement joints added to parapet.	JJC	AC
C2	18.12.18	Curtain walling updated with metal louvres.	PJC	AC
C1	16.08.18	Initial Issue.	JJC	AC

CLIENT
The University of Manchester

PROJECT TITLE
Owens Park, Fallowfield;
Campus Redevelopment

DRAWING TITLE
North and West Facing Elevations - Building 106

DRAWING PURPOSE: FOR CONSTRUCTION

DRAWN / CHECKED	DATE	SCALE @ A1
JJC / AC	AUG 2018	1 : 100

JOB No	DRAWING No	STATUS	REVISION
1VC01	1VC01-MHA-06-XX-DR-A-04002	S4	C4

51 Barton Arcade
Deansgate
Manchester
M3 2BJ
T +44 (0)161 834 1018
F +44 (0)161 834 4798
E contact@mhaarchitects.com
W www.mhaarchitects.com