

EXISTING FRONT ELEVATION

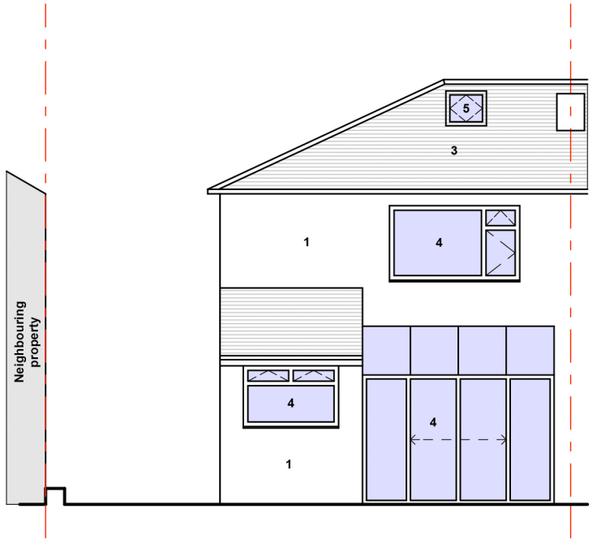

EXISTING REAR ELEVATION

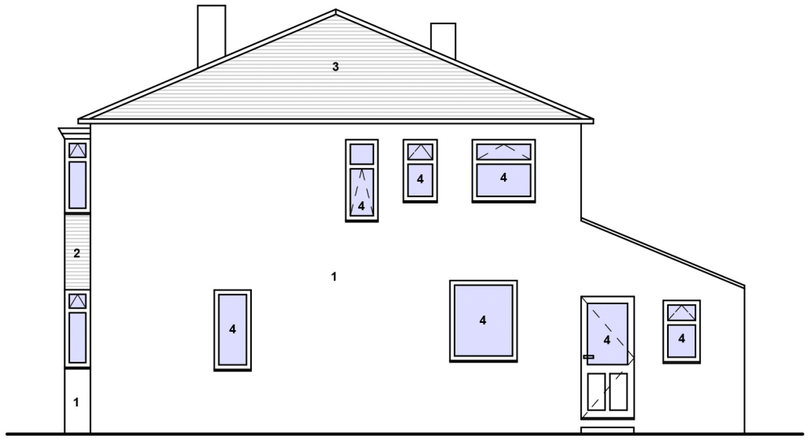

EXISTING SIDE ELEVATION 1

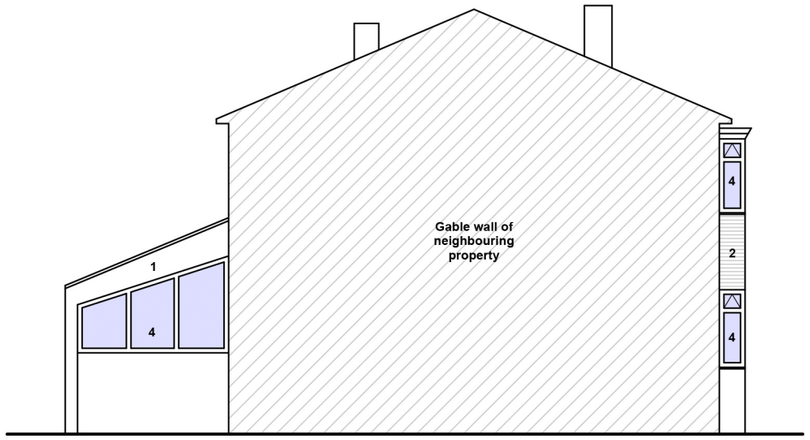

EXISTING SIDE ELEVATION 2

notes

This drawing is subject to a detailed building and site survey, therefore no guarantee of its accuracy can be given.
This drawing has been draughted in accordance with the clients design requirements.
All areas are approximate and are subject to a detailed building and site survey and further design development.
All dimensions should be checked prior to commencement of construction on site. Measurements should not be taken off the drawing.

All dimensions shown are in millimetres (mm).

Text Key

1. Existing facing brickwork
2. Existing terracotta shingles
3. Existing terracotta roof tiles
4. Existing white uPVC window & door
5. Existing velux style rooflight

6. Prop facing brickwork to match existing
7. Prop terracotta roof tiles to match existing
8. Prop white powder coated aluminium bifolding doors
9. Prop white uPVC window/door to match existing
10. Prop white motored velux style rooflights

PL0 Planning Issue 16.07.13

revisions

PLANNING

NADA ARCHITECTS

55 Linksway
Gatley, Cheadle
Stockport
SK8 4LA

Mob: 07974 735527
E: ahmed@nadaarchitects.com
W: www.nadaarchitects.com

D - design PL - planning PT - pre-tender
T - tender P - preliminary
C - construction R - record

6 LYNNWOOD ROAD, MANCHESTER, M19 1RJ

EXISTING GA ELEVATIONS

scale	date	drawn	checked
1:100 @ A3	16.07.13		

job no	(category) dwg no	revision
13-115	(03)001	PL0

Drawing measurements shall not be obtained by scaling. Verify all dims prior to construction. Immediately report any discrepancies on this drawing to Architect. This drawing shall be read in conjunction with associated specifications and related consultant's documents.