All These drawings are for the purpose of achieving local authority planning and building regulations plans approval only and should not be used as a working drawings for building construction. These design drawings must be read in conjunction with structural engineers design, drawings and calculations.

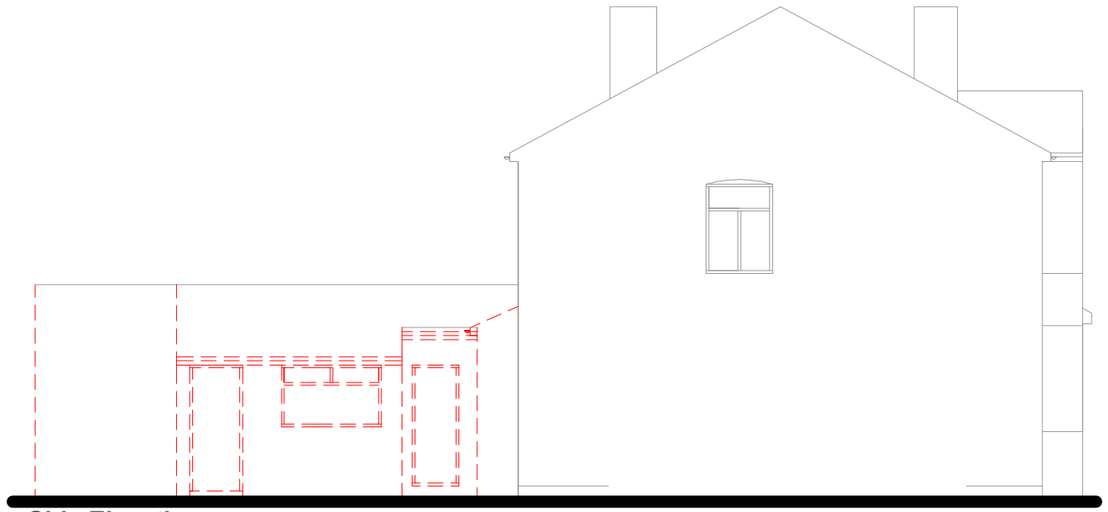

Side Elevation

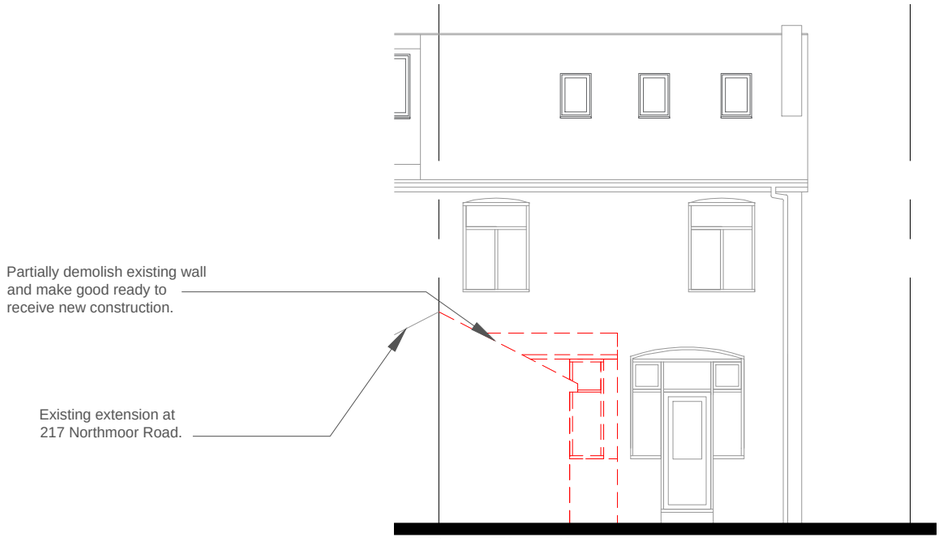

Rear Elevation

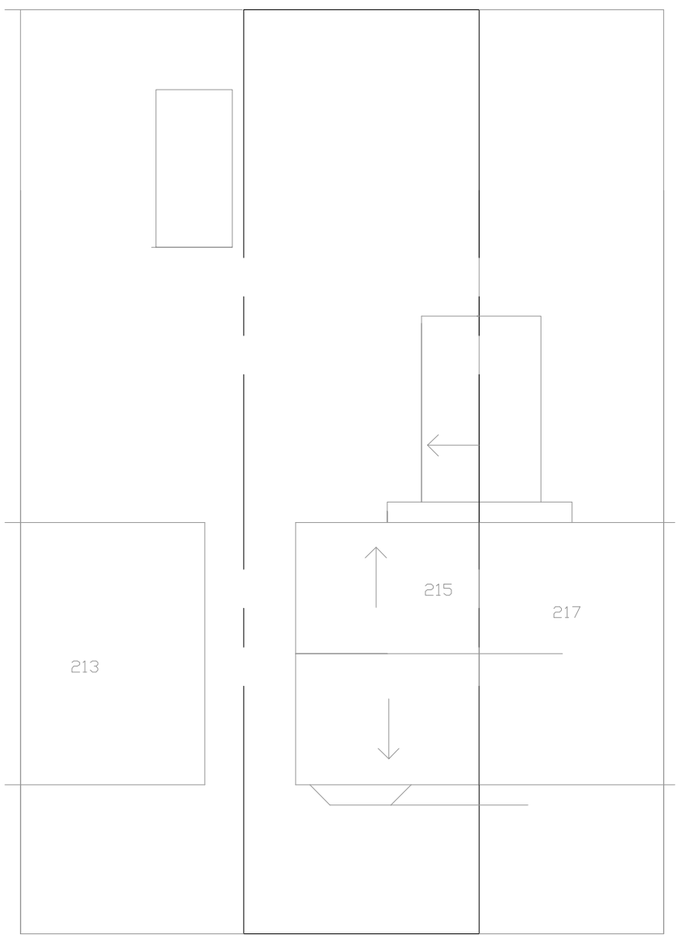

Site plan 1:200 @A3

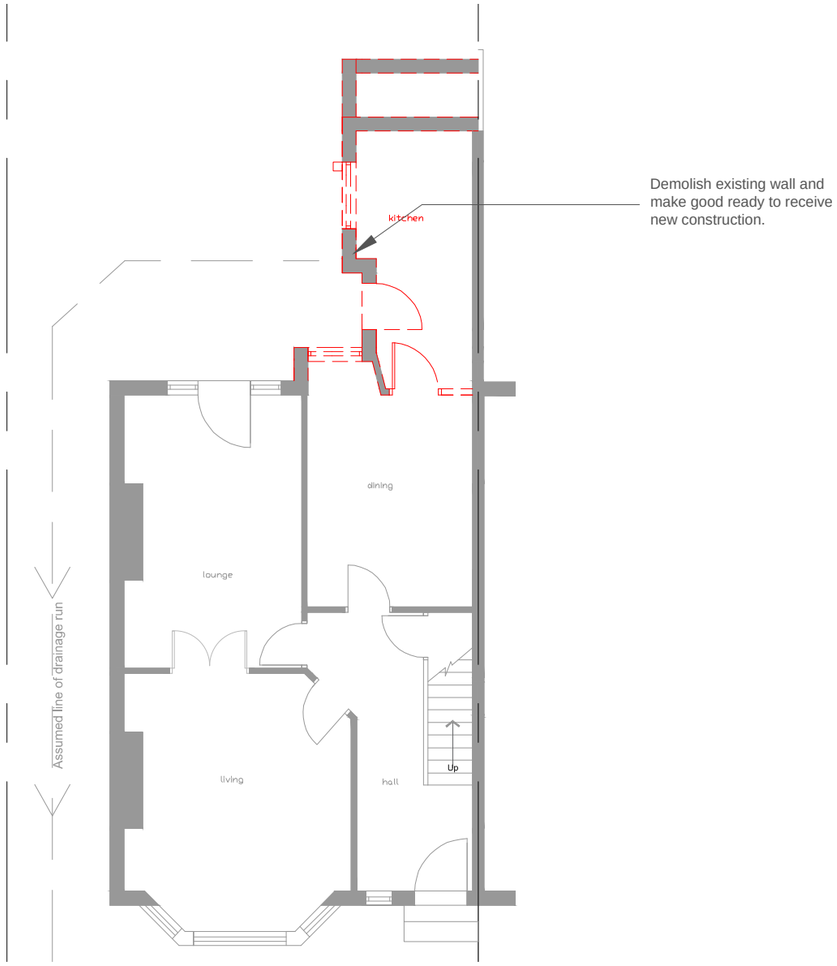

Ground floor

All rights reserved. © Crown copyright 2011. These plans & specifications are the property of M1 Architecture, and shall not be re-printed, reproduced, modified in whole or part without written consent, nor shall any building or structure be constructed in accordance with such plans or specifications thereof without written consent.

Floor Plans and elevations Existing 1:100@A3

M1 ARCHITECTURE
www.m1architecture.co.uk
T:0161 327 2011 M:07506237914

House Extension

Longsight M12 5RU

1916

02.

All These drawings are for the purpose of achieving local authority planning and building regulations plans approval only and should not be used as a working drawings for building construction. These design drawings must be read in conjunction with structural engineers design, drawings and calculations.

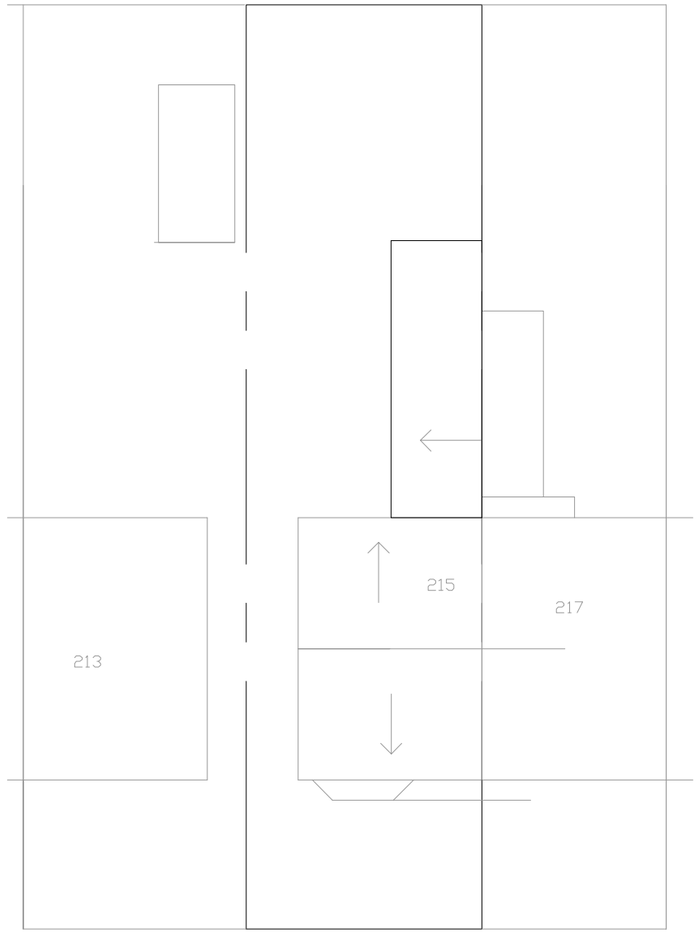

Site plan 1:200 @A3

Proposed external drainage to connect to new inspection Chamber

Proposed internal drainage to connect to existing drainage run.

New location of boiler.

Extract fan to Wc as per specifications.
Extract fan/Hood to Kitchen as per specifications.
Extract fan to Shower room as per specifications.

New supporting beam to structural engineers design and Calculations.

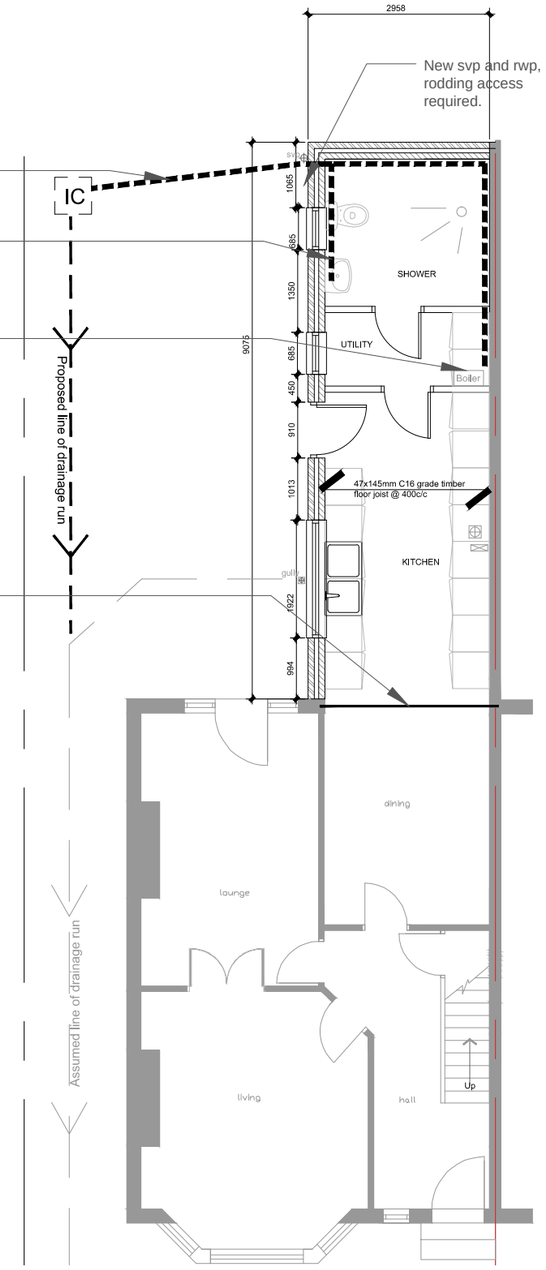

Ground floor

All drainage work must be checked by the building inspector.

All sizes must be verified on site by contractor and any discrepancies reported to the architect.

Electrical work to be carried out by a part P registered competent electrician.

Electrical work to be carried out by a part P registered competent electrician.

Responsibility is not accepted for errors made by others in scaling from this drawing. All construction information should be taken from figured dimensions only

Floor Plans 1:100@A3
Proposed

M1 ARCHITECTURE
www.m1architecture.co.uk
T:0161 327 2011 M:07506237914

House Extension
Longsight M12 5RU
1916

03.

All rights reserved. © Crown copyright 2011. These plans & specifications are the property of M1 Architecture, and shall not be re-printed, reproduced, modified in whole or part without written consent, nor shall any building or structure be constructed in accordance with such plans or specifications thereof without written consent.

All These drawings are for the purpose of achieving local authority planning and building regulations plans approval only and should not be used as a working drawings for building construction. These design drawings must be read in conjunction with structural engineers design, drawings and calculations.

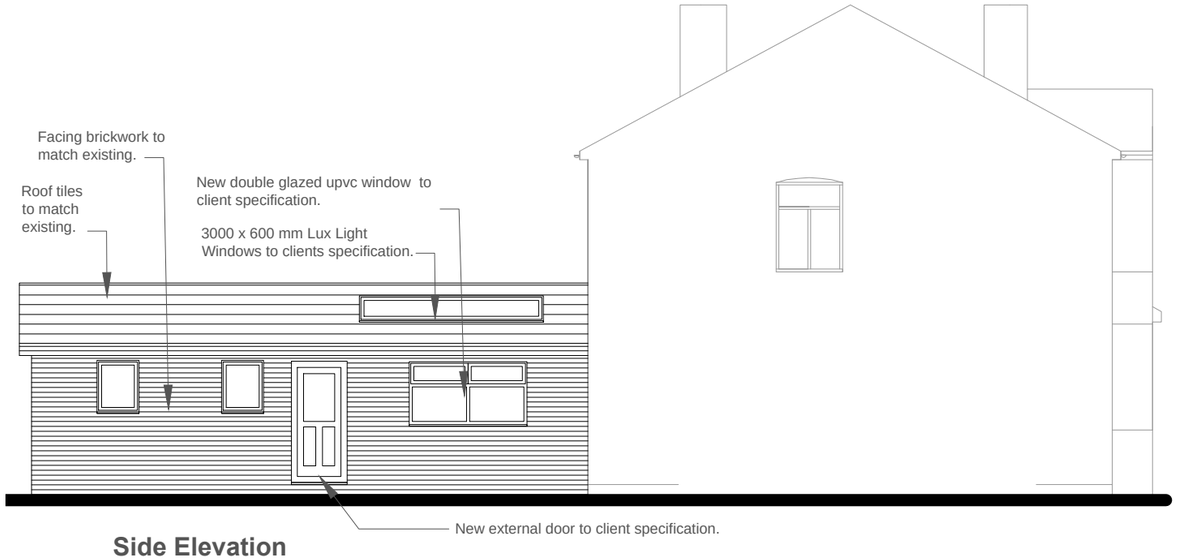

Side Elevation

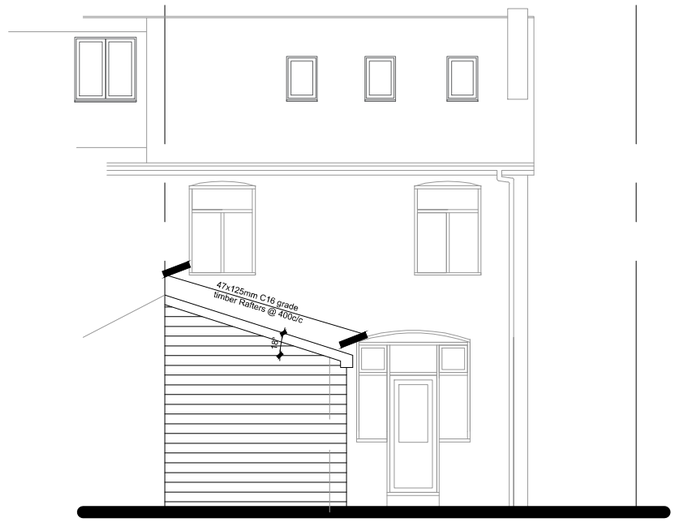

Rear Elevation

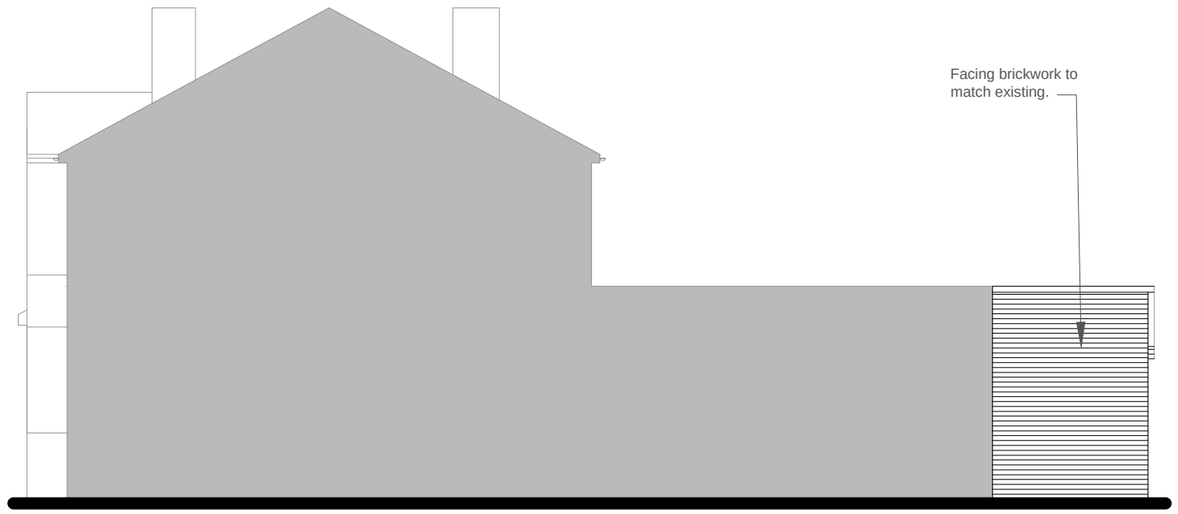

Side Elevation

Floor Plans 1:100@A3

Proposed

ARCHITECTURE
www.m1architecture.co.uk
T:0161 327 2011 M:07506237914

House Extension

Longsight M12 5RU

1916

04.

All rights reserved. © Crown copyright 2011. These plans & specifications are the property of M1 Architecture, and shall not be re-printed, reproduced, modified in whole or part without written consent, nor shall any building or structure be constructed in accordance with such plans or specifications thereof without written consent.