Notes :
1. This drawing should not be scaled, figured dimensions only to be taken
2. should any discrepancies be found with this drawing, please inform this office.
3. Copyright of this drawing is owned by JM Architects.

Structural information indicative only. To be confirmed by Structural Engineer.

Materials

1. Pre-cast panels faced with **light grey brick**
2. Pre-cast header unit facade with **light grey soldier course**
3. Full height glazing with **black window frames**
4. Metal balustrade fixed to window frame. **To match window frame colour.**
5. Cill to **match window frame colour.**
6. Recessed brick panel
7. Louvre vents
8. Black metal railing
9. low level **light grey brick** boundary wall

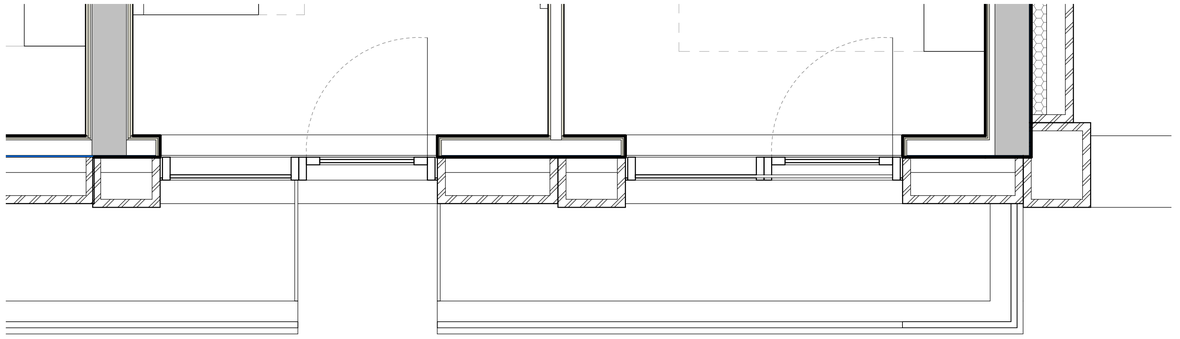

1 **Mill- Detail Plan- Inner Ground**
1 : 20

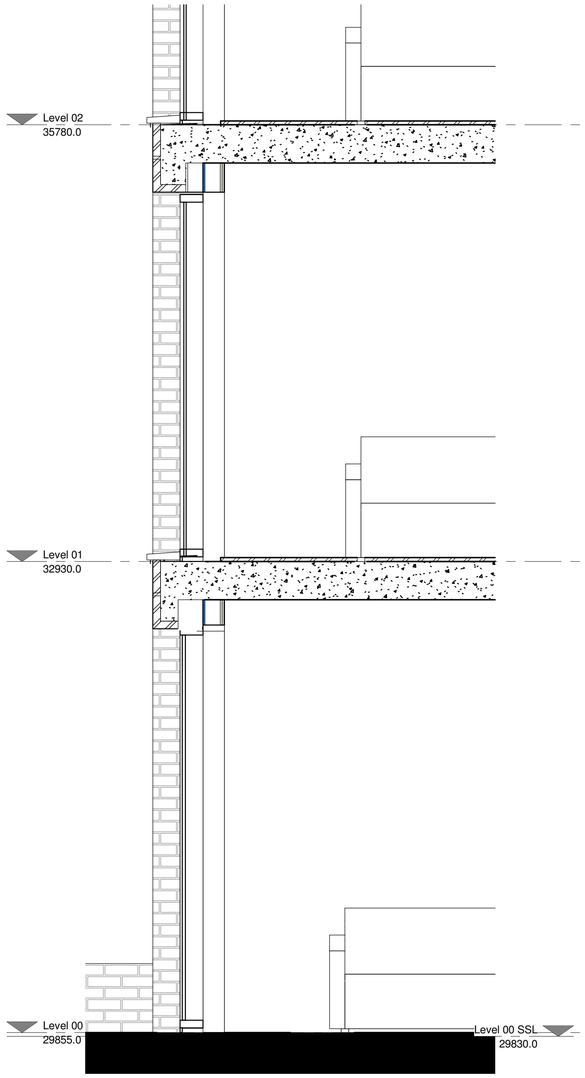

2 **Mill- Detail Section- Inner Ground**
1 : 20



3 **Mill- Detail Elevation- Inner Ground**
1 : 20

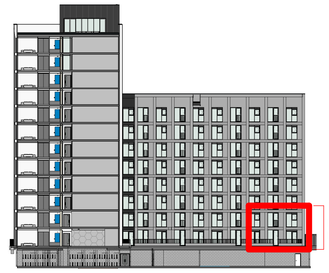

4 **Elevation Key- Inner Ground**
1 : 500

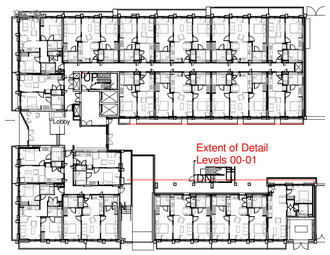

5 **Plan Key- Inner Ground**
1 : 500

0 0.1 0.2 0.3 0.4 0.5 1.0 1.5 2.0
GRAPHIC SCALE 1:20

Rev	Description	Date	Drn By	Chk By
P03	Material labels added	07.08.19	TFL	JS
P02	Issued for Planning	15.02.19	GG	JS
P01	Issued for Planning	10.12.18	GG	JS

jmarchitects

Project
Gallery Gardens

Title
Mill - Inner Ground Detail

Client
DeTrafford Estates

Purpose :
PLANNING

Scale :
As indicated @ A1

Drawing Number
Project - Originator - Zones - Level - Type - Role - Class - Number
GLG-JMA-AA-ZZ-DR-A-00-5007

Status A3 | Revision P03

54 Princess Street
Manchester
M1 6HS

T : 0161 200 6300

man@jmarchitects.net
www.jmarchitects.net