

EXISTING ELEVATION
Hilton Street elevation
SCALE 1/100



PROPOSED ELEVATION
Hilton Street elevation - additional Selina logo signage on relevant door entrance.
SCALE 1/100

Proposed signage:

1 Selina logo



EXISTING ELEVATION
Hilton Street elevation
SCALE 1/100





Fig.3 - Backlit signage example.

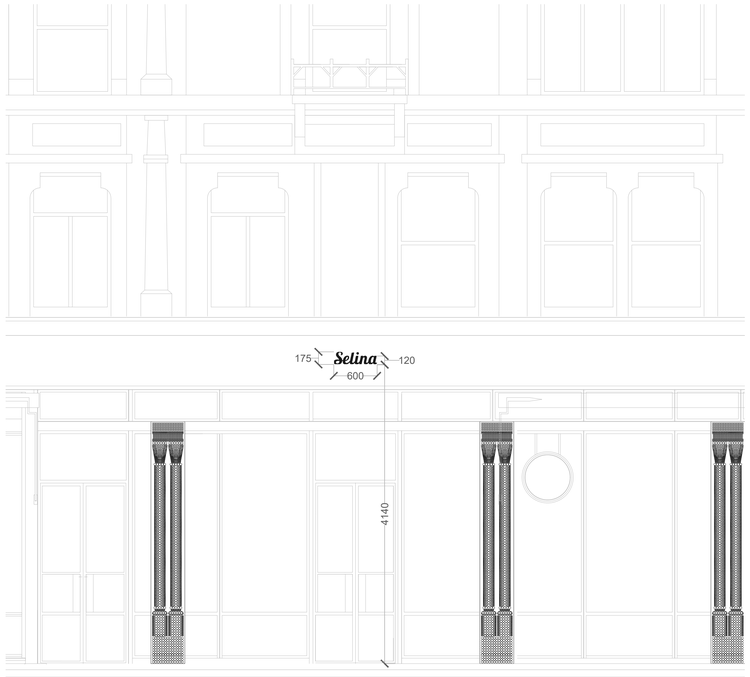

Proposed "Selina" signage above entrance door - please refer to Fig.1 & 2.
Scale 1/30

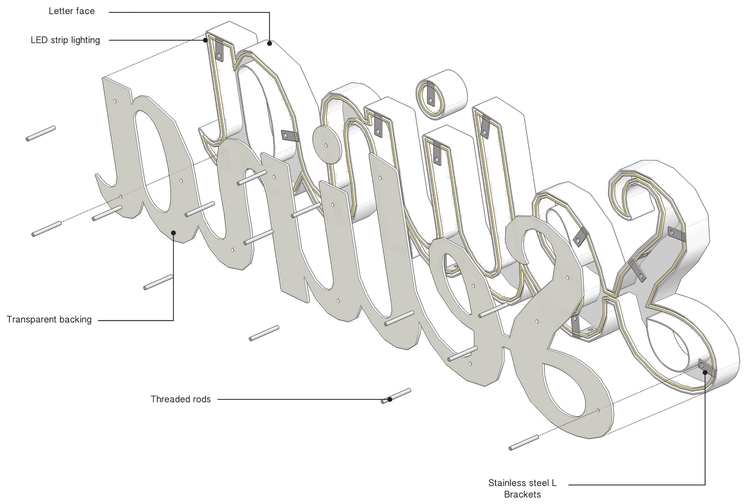

Fig.1 - Selina logo: bracket mounted backlit metal lettering in white color 50mm depth x 600mm width.
Amber LED lighting. Illuminated hours: between sunrise and sunset.





Fig.2 - Examples of proposed over door Selina signage.

Selina

NORTH:

SECTION REFERENCE



1/500
10m 0 10m 20m 30m 40m 50m

REFERENCE PLAN

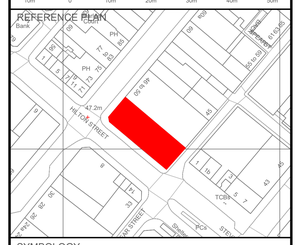

SYMBOLOGY



COPYRIGHTS NOTES

- This plan is protected by national laws and international copyright treaties. The reproduction of this work, in whole or in part, including copying, construction or realization of projects from it, without the prior written consent of the holders of copyright (Selina / Deskeo), is strictly prohibited and will be subject to legal persecution.
- It is prohibited: sell, rent, lend, transfer, assign, or dispose of any form of this work, in whole or in part, with or without profit, without the consent of the author.

LEGEND

	EXISTING
	PROPOSED
	TO BE OMITTED

GENERAL NOTES:

1) ALL THE DIMENSIONS OF THE PLAN ARE GUIDELINES AND IT IS RESPONSIBILITY OF EACH CONTRACTOR AND SUBCONTRACTOR TO VERIFY THE APPLICATION IN THE WORK OF THESE AND THE CORRECT SHIPPING OF MATERIALS WITH THE APPROPRIATE MEASURES.

2) CONSTRUCTIVE ELEMENTS THAT DO NOT COMPLY WITH THE SPECIFIED WILL NOT BE ACCEPTED.

3) ANY QUESTIONS SHOULD BE CONSULTED WITH THE PROJECT SITE MANAGER.

4) SUCH PLAN MAY MISS INFORMATION AS TO DETAILS AND MEASURES OF THE DIFFERENT ASPECTS OF THE WORK, THE CONTRACTOR AND / OR THE SUBCONTRACTOR OF THE SECTORS WILL HAVE THE OBLIGATION TO REQUEST THE INFORMATION TO THE ARCHITECT WITHOUT THIS PRODUCING IN ANY WAY FROM THE CONSTRUCTOR ADDITIONAL COSTS TO THE CONSTRUCTION CONTRACT BETWEEN THE GENERAL CONTRACTOR AND THE OWNER.

5)IN NO EVENT AND UNDER ANY CIRCUMSTANCES SHALL THE GENERAL CONTRACTOR PROCEED TO CREATE ANY TYPE OF CONSTRUCTION DUE TO ABSENCE OF DETAILS IN THE PLANS AND SPECIFICATIONS WITHOUT THE APPROVAL OF THE ARCHITECT.

6) ANY MODIFICATION THAT THE CONTRACTOR OR OWNER WISH TO SUGGEST OR MAKE DURING THE PERIOD OF EXECUTION OF THE WORK THAT IS NOT CONTAINED IN THE APPROVED PLANS SHALL BE SUBJECTED IN WRITING TO THE ARCHITECT AND SHALL HAVE HIS APPROVAL.

7) ALL CONSTRUCTION PLANS, OF EACH ELEMENT SUPPLIED BY THE CONTRACTOR AND SUBCONTRACTOR, MUST BE APPROVED BY THE ARCHITECT. THE CONTRACTOR MUST ENSURE THAT IF YOU DO NOT HAVE THE WRITTEN APPROVAL, YOU CAN NOT BEGIN TO MANUFACTURE / BUILD.

8) THE DOCUMENTATION SHOWS THE PASSES FOR ALL THE PIPES AND / OR CONDUITS THAT YOU MUST GO THROUGH THE STRUCTURE. THE CONTRACTOR SHOULD REVIEW THE ENTIRE DOCUMENTATION OF THE INSTALLATIONS SUBMITTED AND REQUEST THAT THESE PASSES BE ADDED IT CONSIDERS NECESSARY AND THAT WERE NOT INCLUDED / DOCUMENTED.
ANY ADDITIONAL PASS THAT SHOULD BE CARRIED OUT WILL BE IN CHARGE OF THE CONTRACTOR AND / OR SUBCONTRACTOR AND WILL BE CONSIDERED INCLUDED IN THEIR OFFER, NOT GENERATING ANY ADDITIONAL TYPE OF CLAIM.
PRIOR TO THE EXECUTION OF THIS MUST HAVE APPROVAL OF THE PROJECT SITE MANAGER.

Nº	NOTES	DATE	RESPONSABLE
P1	Pre-app purpose	15.04.19	SL
P2	Pre-app purpose	23.05.19	SL

ENGINEERING:

OWNER:

PROJECT :

HILTON STREET

MANCHESTER, UK

CONTENT

SIGNAGE PROPOSAL

CODE	PHASE	SUBJECT	CONT CODE	SERIE	SHEET Nº	REVIEW
HILT	01	A	EL	03	50	P2

ARCHITECT	SCALE	DATE	FILE NAME
JA	1/30	15-04-19	HILT_A_EL_03.50