NOTE :

- These plans shall not be acted upon until they have been approved in accordance with clause 14 and 12(2)(b) of the building regulations. Should the owner or builder commence work without the above approval they do so at their own risk.
- All goods and materials unless otherwise specified shall be in accordance with the latest British Standard and Code of Practice.
- All dimensions given are to be checked on site by the contractor prior to commencement of work. Figured dimensions are to take preference over scaled dimensions.
- Proposed foundations to be checked and inspected by a local building inspector prior to any work commencing on site.

Note

This drawing is to be read in conjunction with all other Architectural drawings and all Structural Engineers drawings, details and calculations.

It is the Contractors responsibility to check all dimensions prior to fabrication or construction, any discrepancies to be reported to Cube Design.

© This drawing is copyright of Cube Design Solutions and may not be used copied or amended without written permission

PLANNING DRAWINGS

date	revision	by	no.

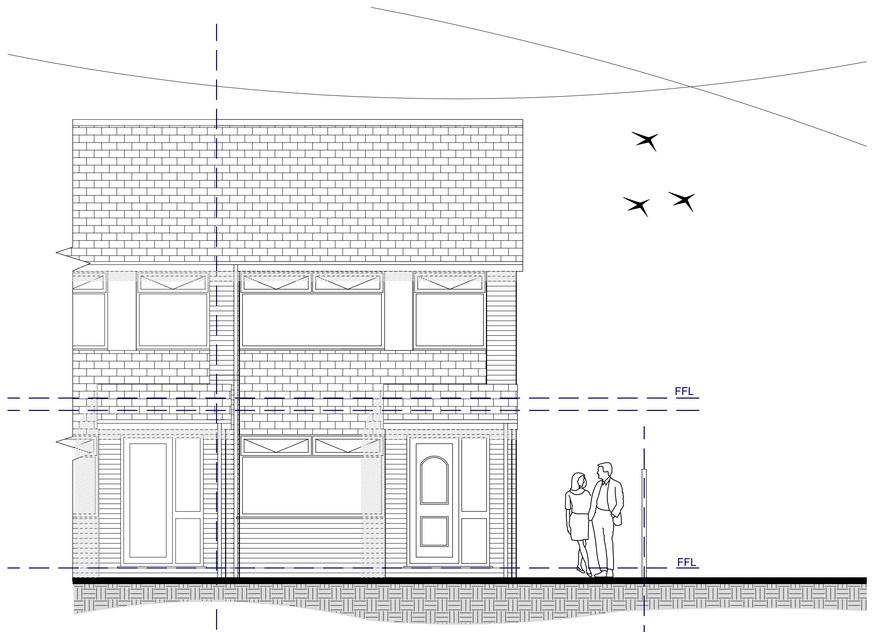

Front Elevation (North Facing)

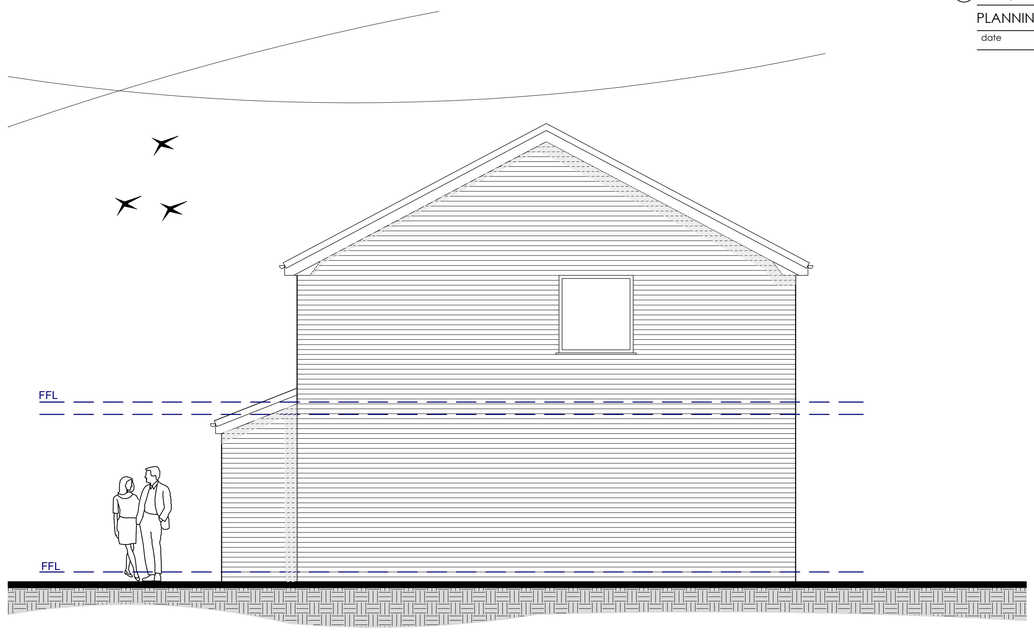

Side Elevation (West Facing)

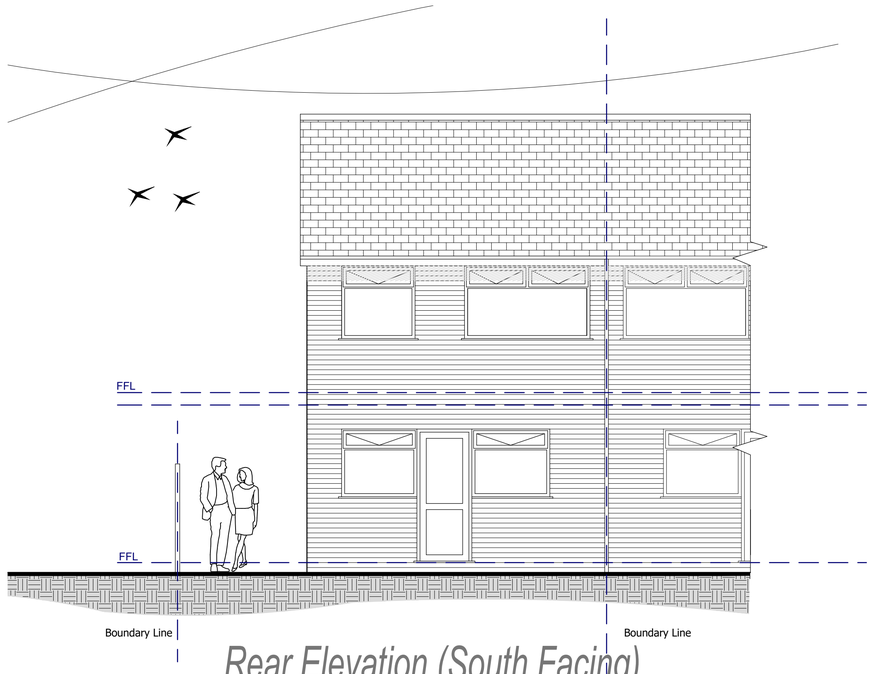

Rear Elevation (South Facing)

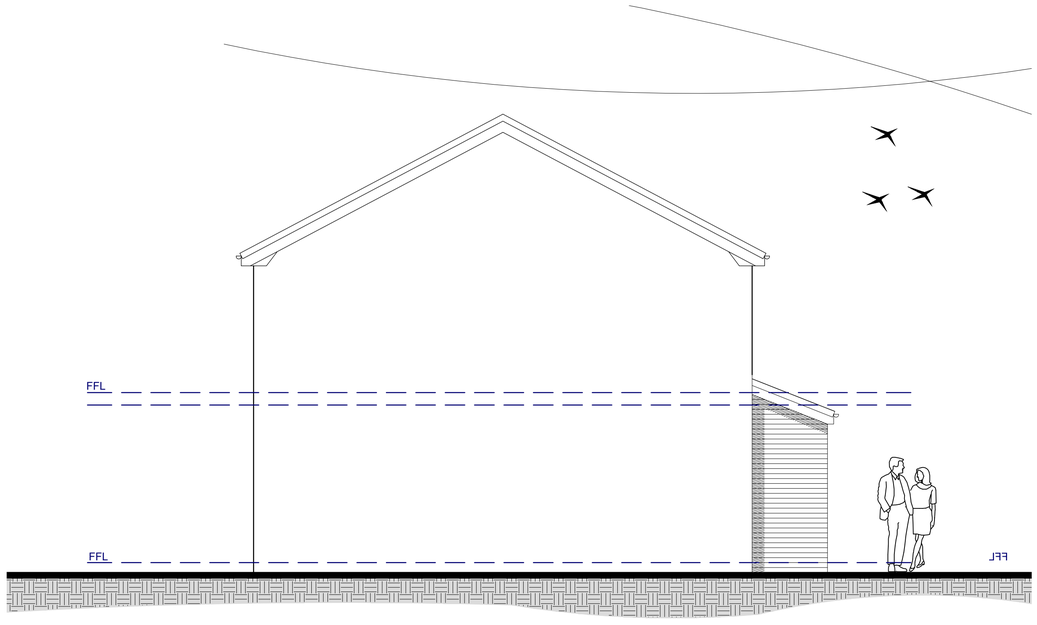

Sectional Elevation (East Facing)

cube Architectural Design
4 Acresfield Road | Timperley | Altrincham | WA15 6HU
Tel : 0161 610 0820 | Fax : 0161 969 0562
Email - info@cubedesignsolutions.co.uk | www.cubedesignsolutions.co.uk
Twitter : @CUBEdesigns | Instagram : cubearchitectural_design | Facebook : @CUBE.architecturaldesign

Existing Elevations | Scale 1:50

20 Dartington Close | Manchester

Client : Mr & Mrs Corbridge
Drawing No : 795-02
Title : Existing Elevations
Date : February 2019
Drawn by : PJR

partner LABC