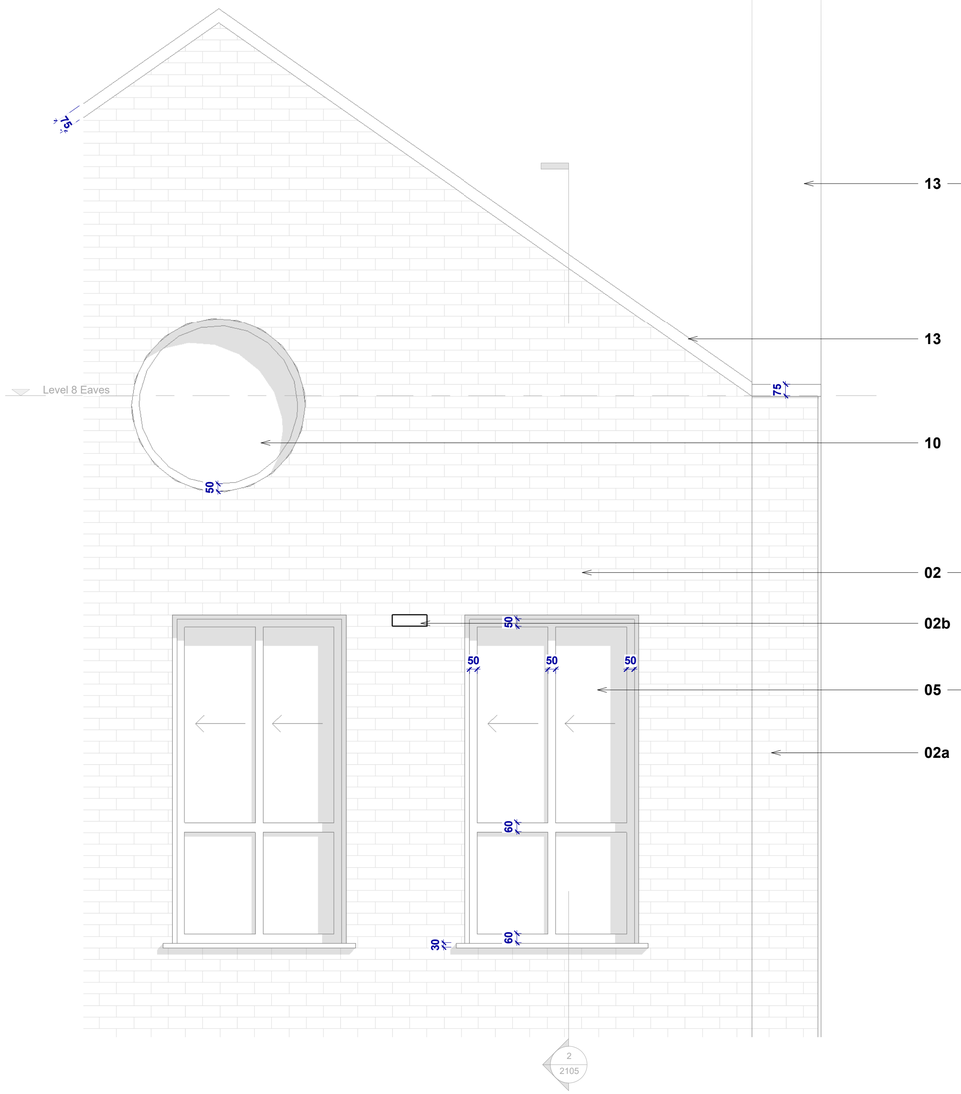

1 Retained Brick Gable - Elevation
1 : 20

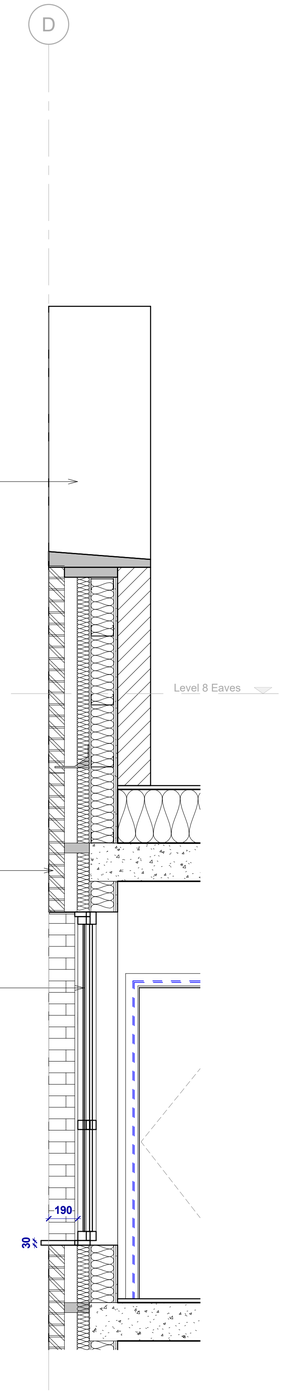

2 Retained Brick Gable - Detailed Section
1 : 20

1	Brickwork – light grey/ buff. Mortar colour to provide slight contrast with brick, bucket handle joints.
01	Metal standing seam roofing. Colour to match window frames.
1a	Brickwork, as item 1. Recessed 20mm from front face of adjacent brick
1b	Brickwork, as item 1. Ventilation air brick to match brickwork, as item 1. Location TBC
2	Brickwork – light brown/ buff. Mortar colour to provide slight contrast with brick, bucket handle joints.
2a	Brickwork, as item 2. Recessed 20mm from front face of adjacent brick.
2b	Brickwork, as item 2. Ventilation air brick to match brickwork, as item 2. Location TBC
3	Brickwork –brown/ buff. Mortar colour to provide slight contrast with brick, bucket handle joints.
3a	Brickwork, as item 3. Recessed 20mm from front face of adjacent brick.
3b	Brickwork, as item 3. Ventilation air brick to match brickwork, as item 3. Location TBC
4	Aluminium cladding panel, powder coated colour and finish to match window frames. All fixings to be concealed.
5	Aluminium window with clear glazing and powder coated frames. Bi-folding opening as indicated on drawings. 50mm profiles to all mullions and transoms. Colour bronze.
6	Aluminium fixed window with clear glazing and powder coated frames. 50mm profiles to all mullions and transoms. Colour bronze.
7	Aluminium window system with clear glazing comprising fixed window pane and one side hung opening panel. 50mm profiles to all mullions and transoms. Fixed aluminium panel to front face of opening panel to provide purge ventilation. Panel and framing powder coated. Colour TBC. Refer to detail drawings.
8	Operable aluminium skylight with clear glazing and powder coated frames. Colour bronze
9	Aluminium curtain wall system with clear glazing and powder coated frames to match windows. 50mm profiles to all mullions and transoms.
10	Fixed window complete with aluminium sill profile to reveal. Profile & colour to match window & sill.
11	External metal door, powder coated. Colour and finish to match window frames. Fully louvred where indicated on drawings.
12	Metal standing seam roofing. Colour to match window frames.
13	Aluminium parapet capping, powder coated colour and finish to match window frames.
14	Feature lightweight steel fin fencing to be cut to form the shape of the existing ashlar wall and detail.
15	Aluminium cover cladding panel (solid aluminium) Classified as A1 European Standard or better. Panels to be secret / concealed fixed. Colour to be confirmed. Exact colour be confirmed via sample, approved by Client, LPA & Architect.
16	Feature lantern to be introduced to the top of the listed chimney. Material and colour to be confirmed via sample, approved by Client, LPA & Architect,
17	Aluminium recessed feature lintel detail. Colour to match windows.
A	Existing listed ashlar wall to be retained and repaired where required.
B	Exsiting listed ashlar base wall to be retained and repaired where required.
C	Brick filled opening within the existing ashlar wall is to be removed. A new aluminium flush window with 50mm profile to be installed. Colour to match other windows/ CW. Deep internal cills with chamfered head detail.
D	Existing corners Quoins to be retained. Extent of brickwork adjacent to quoins to be confirmed.
E	Existing listed brick chimney to be retained and repaired / repointed as required.
F	Existing Columns to be retained and made good.

TIM GROOM ARCHITECTS

7 Constance Street
Knott Mill
Manchester
M15 4JQ

Tel: +44 (0)161 870 1152
www.timgroomarchitects.com

Copyright © 2015 Tim Groom Architects Limited. All rights reserved. No part of these drawings or designs may be reproduced, in whole or in part, whether in two of three dimensions, distributed or transmitted in any form or by any means, including photocopying, recording or other electronic or mechanical methods, without the prior written permission of the copyright owner. No part of these drawings or designs may be reproduced or stored in any electronic retrieval system in any form or any means without the prior written permission of the copyright owner. The copyright owner reserves all its moral rights and the right to be identified as the author of the drawings or designs.The drawings or designs have been executed by the copyright owner pursuant to an exclusive licence to its client and the use of these drawings or designs is limited to its client by the terms of the licence and all such permissions and authority granted by the copyright owner under the licence terms automatically terminate upon the termination of the licence or in the event of any act of insolvency being committed by the licensee. The copyright owner accepts and can have no liability or responsibility whatsoever for and in respect of any unauthorised or unlicensed use of or any reliance placed upon these drawings or designs. No works of construction relying on these drawings or designs are permitted under the terms of the above licence or otherwise without the express written consent and authority of the copyright owner.

Dimensioning
Figured dimensions only to be taken from these designs and drawings. Work to annotated dimensions only. All dimensions to be checked on site. Architects to be informed immediately of any discrepancies before work proceeds. Drawings are to be read in conjunction with relevant specifications, structural engineers and service engineers' drawings. All data, dimensions and designs contained in this document are confidential to the copyright owner and may not be communicated to any third party save in accordance with a licence for the copyright owner or with the copyright owner's written permission and authority.

Rev	Description	Date
PA	PLANNING	11.12.19

0 0.5 1 1.5 2m
SCALE BAR 1:20

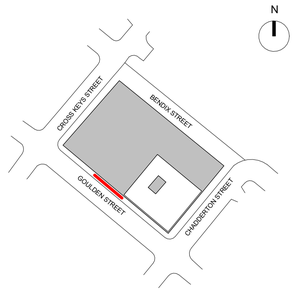

Client
Mulbury City

Project
Goulden Street

Title
Elevation Study E

Status
Planning

Project number
0321

Date
Dec 2019

Drawn by
CF

Checked by
CF

Scale
1 : 20@A1

Revision
PA

Drawing No.
0321-TGA-XX-07-DR-A-2105

18/12/2019 10:29:27