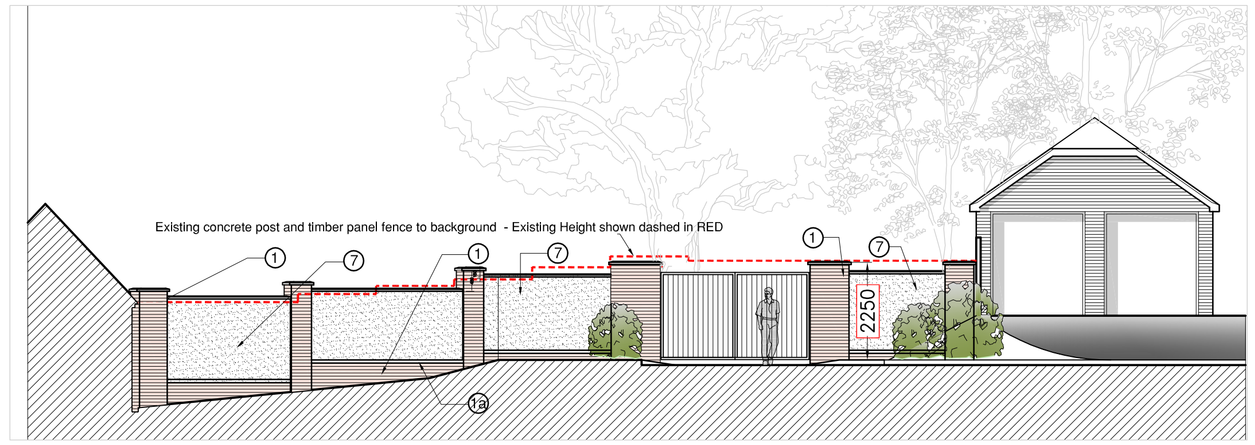

PROPOSED ELEVATION

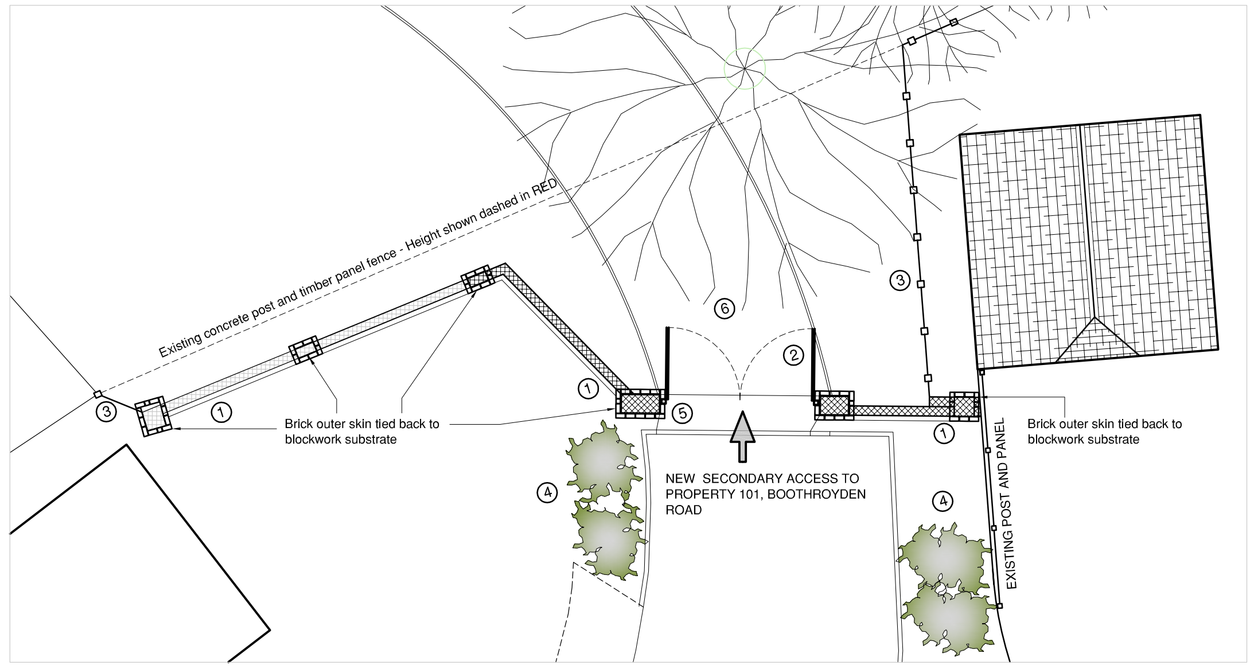

PROPOSED PLAN LAYOUT

LEGEND

1. 215mm width Blockwork substrate with double saddle coping and matching pier capping – outer Brick skin mechanically tied to blockwork substrate using M.S. frame ties at 450mm vert 900mm horizontal staggered pattern – Ancon SPB type
1a. Engineering quality Plinth stretcher brick
2. Paired single swing security gates – closed panel design
3. New post and timber panel boundary fencing by applicant – as agreed with neighbour
4. reinstate Low maintenance soft landscaping
5. Create new drop kerb and tarmac surfacing
6. Permeable gravel surfacing with concrete kerb edging
7. 2 coat polymer fibre reinforced silicone smooth render system

MATERIAL SCHEDULE

- A. Fairfaced Brickwork – Reference Peak Bordeaux blend
- B. 2 coat silicone smooth render system – colour POLAR WHITE
- C. RED – Engineering quality Plinth stretcher brick
- D. Reconstituted double saddle coping and pier cappings – bathstone buff colour



Typical configuration using render and brickwork finish located within Hargrave Close

THIS ARRANGEMENT IS TO BE READ IN CONJUNCTION WITH DRAWING L2-100 REV B Plan an Elevation for proposed boundary wall





TWICE WEATHERED CONCRETE COPING



TYPICAL FRAME CRAMP FIXING

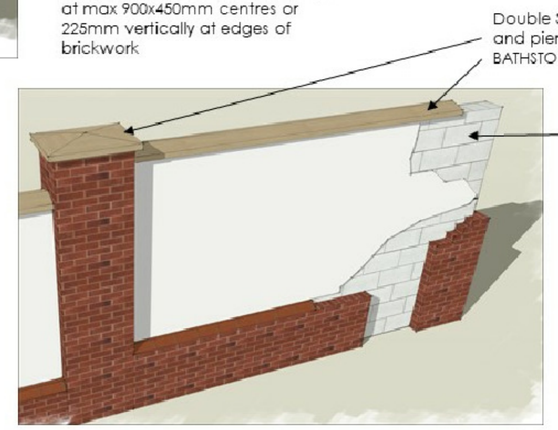

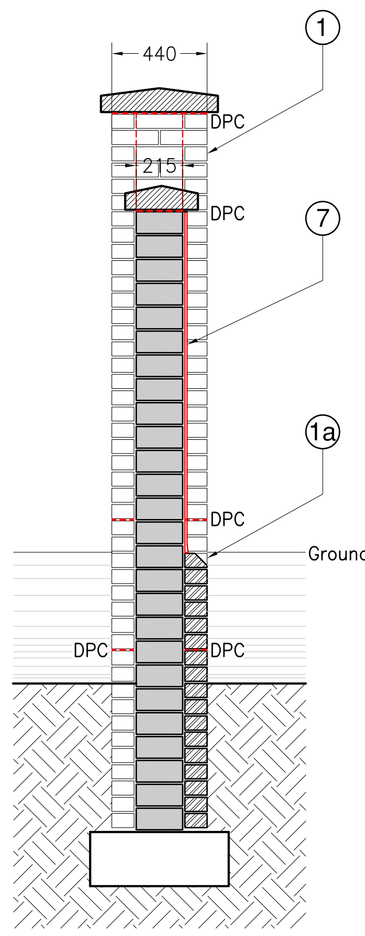

TYPICAL SECTION - MASONRY BOUNDARY WALL

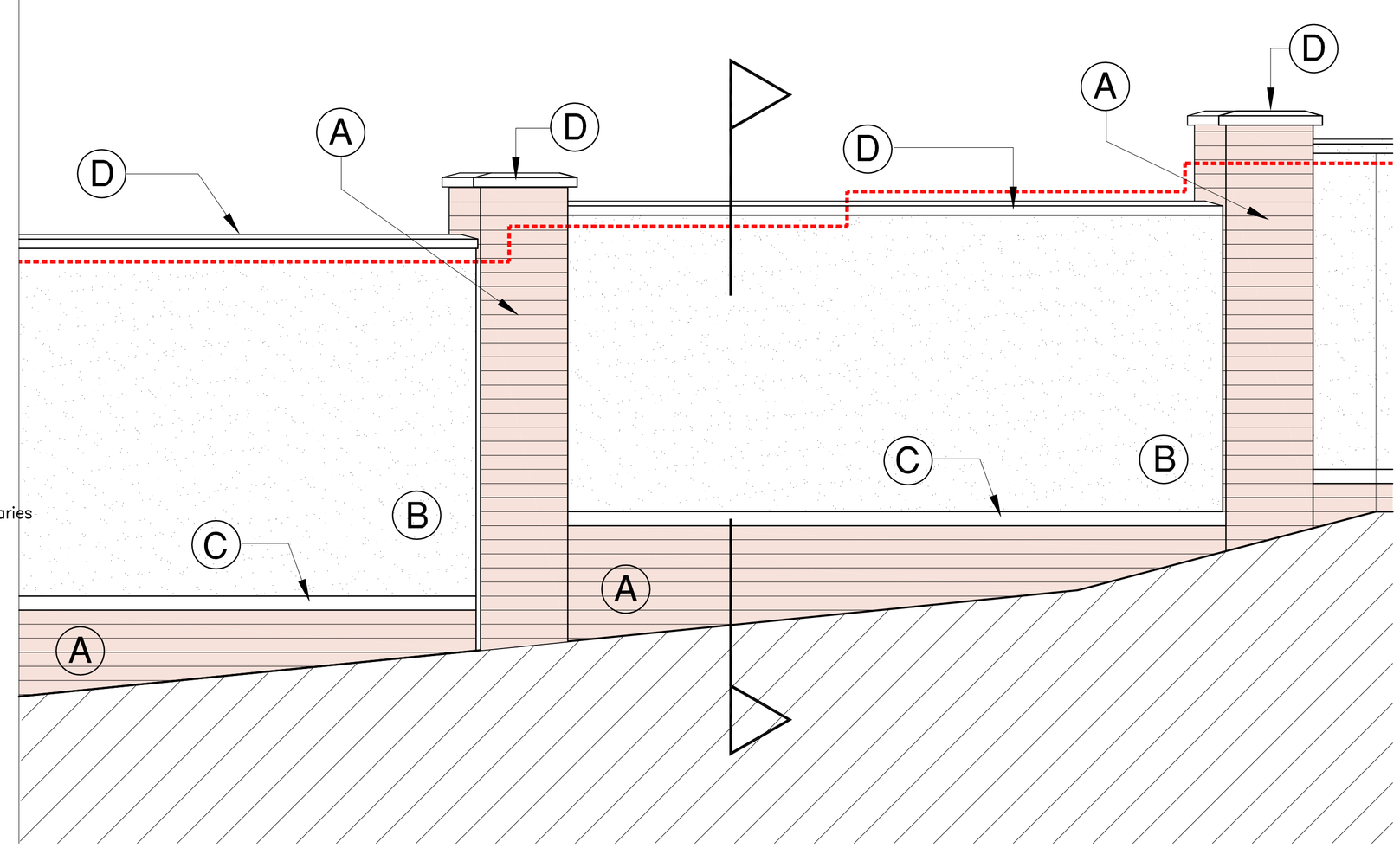

PART ELEVATION - MASONRY BOUNDARY WALL

NOTES

1. On no account may this drawing be scaled.
2. Any discrepancy to be reported to the Architect immediately.
3. The Contractor must check all dimensions on site.
4. This drawing is copyright of propertysign ltd (charter design t/a propertysign) it may not be reproduced, or part reproduced without the express consent of propertysign

Drawing Status

- ☐ PRELIMINARY FOR APPROVAL
- ☐ AGREED LAYOUT -SIGNED OFF
- ☐ PLANNING DRAWING
- ☐ BUILDING CONTROL DRAWING
- ☐ TENDER DRAWING
- ☐ CONTRACT DRAWING
- ☐ CONSTRUCTION DRAWING
- ☐ AS-BUILT DRAWING

Project

Land formerly within the Curtilage of 6 Hargrave Close, purchased by 101 Boothroyden Road, Blackley Manchester M9 0SD

Drawing Title

Plan and Elevation for proposed boundary wall

Scale	Date
1:100 @ A3	23.09.19

Drawing No.	Revision
2265/L2-100	C

Revision Details

REV A
Legend and material finishes updated in line with Planner comments.
05.11.19

REV B
Boundary wall composition using brick outer skin added 19.11.19

REV C
Material schedulle added post site meeting with Case Planning officer isometric assembly detail added - construction method shown - Maximum wall height shown 12.12.19

LR-Design
Architectural services
Office 3
131a Bury New Road,
Prestwich
M25 9NX
t. +44(0)161 820 9196
e. project@lr-design.net
www.lr-design.net

LR-Design
Architectural services
Office 3
131a Bury New Road,
Prestwich
M25 9NX
t. +44(0)161 820 9196
e. project@lr-design.net
www.lr-design.net