

Modern Bamboo Pendant Light 100% Handmade Suspension Ceiling Lamp Fixture New for Living Room Kitchen Room Bedroom B055

https://uk.dhgate.com/product/modern-bamboo-pendant-light-100-handmade/422512532.html?skuAttr=9999:1003#s1-17-1.uk|3164805013



Bastia Pendant Light

Shade: Ø 38cm, height 20cm

Rose: aged brass, Ø 12cm

Flex: black fabric, length 200cm

Product Code LIG346

http://www.thefrenchhouse.net/lighting/pendant/ceramic-lights/large-ceramic-pendant-light-natural-cracked.htm





TILES - by concept tiles, Micro Cement Anthracite Tile https://conceptiles.co.uk/floor-tiles/polished-concrete-tiles/micro-cement 900 X 900mm tiles. R11 anti-slip. To be bonded with BAL Easy Poxy AG. To be grouted with BAL Micromix 2 Grout: Ebony Outside corner Tile trims to be Schluter Quadec in Black RAL 9011





STONE - 20mm quartz Silestone Charcoal Soapstone in a honed finish, edges to be hone where visible. 20mm stone on 20mm suitable substrate, treated to resist moisture ingress and water damage. All fixings to be invisible, all edges made safe and honed where cut. Butt joints kept to a minimum. Caulking kept to a minimum and made to match the stone finish as best as possible.





TIMBER - timber wall cladding to be burnt larch (Shou Sugi Ban) Shiikiku by *Shou Sugi Ban Charred Timber Cladding* https://shousugiban.co.uk/range/charred-larch-cladding/. To be treated to achieve class 0 category spread of flame. To be adhered to the existing wall using good quality softwood batons. Batons to be adhered using appropriate fixings into brick mortar joints, the building is grade 2 listed and the bricks must not be damaged. All fixings to be invisible to the finished fronts. Cladding to be vertical, butt-joints kept to a minimum and staggered.





PAINTED PLASTER - original plaster/render work to be retained and repaired as necessary using like-for-like materials and construction processes. That is, for example, lime plaster for lime plaster and lathe and baton for lathe and baton. Plaster to be prepared for painting using a sealing mist coat, an undercoat (to suit final finish) and a minimum of three top coats applied with brushes not rollers. Paint finish to be matt Cheviot Flannel (39) by Designer's Guild.

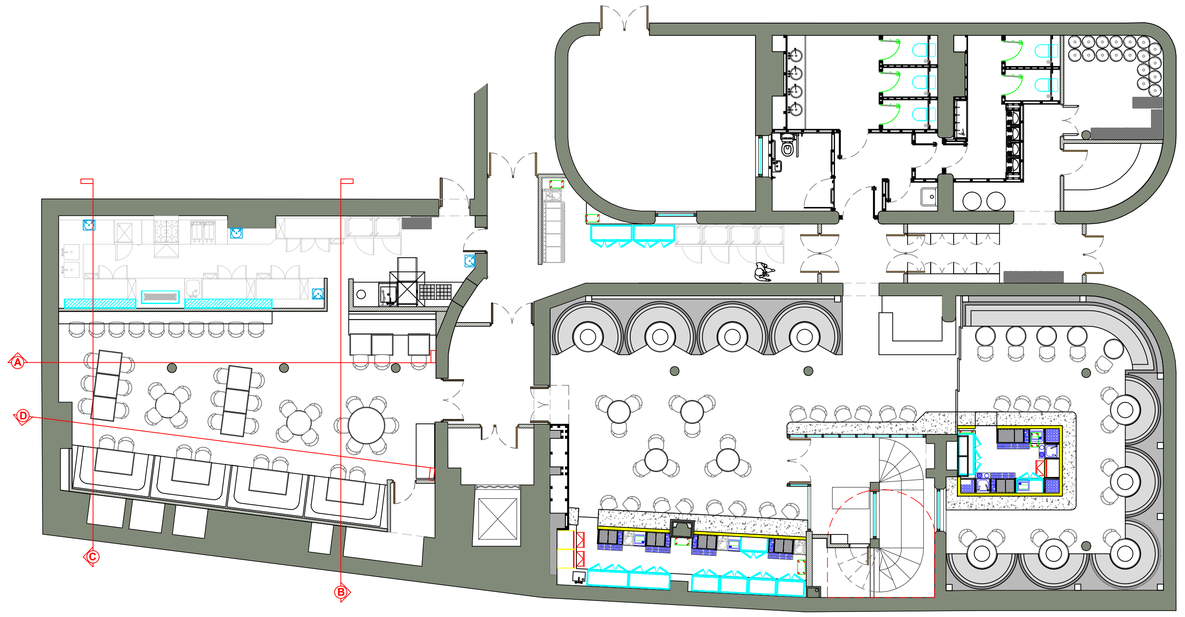

VIDEO WALL - Bezel Free LED video wall with pixel resolution of 1.9 or greater. To be formed to overall size as depicted on this drawing. Installation to specialist design. Client appointed AV Specialist to provide drawings for co-ordination.

ELEVATION D

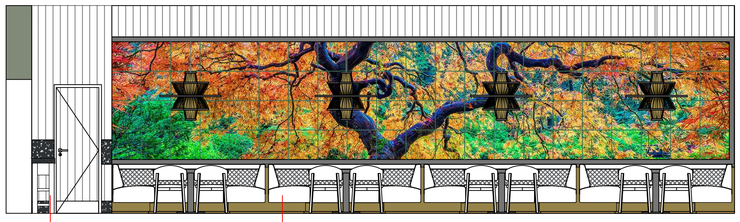

WAITER STATION - see detail drawing for further information.

RESTAURANT BOOTH - see detail drawing for further information.

ELEVATION C

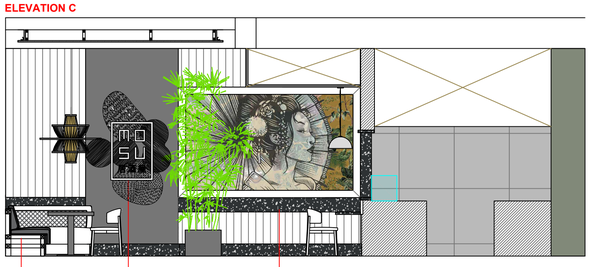

RESTAURANT BOOTH - see detail drawing for further information.

MOSU - graphic print/sign applied to painted wall finish.

WALL APPLIQUE: Direct print to dibond aluminium panel. Fixed to wall via concealed fixings. Artwork may need to be drawn by graphic designer.
WALLPAPER: MOO Wallpaper *Menagerie of Extinct Animals* by Arte International MO2071 (Raven), bordered by Shou Sugi Ban frame.

ELEVATION A

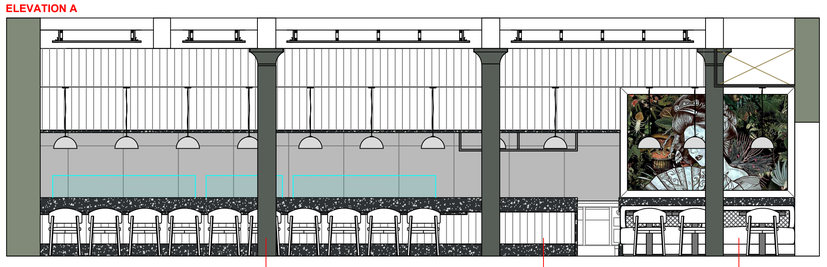

EXISTING COLUMNS - to be prepared to receive a new paint finish, to be prior treated with intumescent paint/coating and receive an undercoat and min three no. top coat of RAL 7010 in a semi-gloss finish.

KITCHEN PASS - clad in Shou Sugi Ban and quartz Silestone Charcoal Soapstone in a honed finish and eat-up ledge, see detail drawing for further information.

BANQUETTE SEAT - see detail drawing for further information.

ELEVATION B

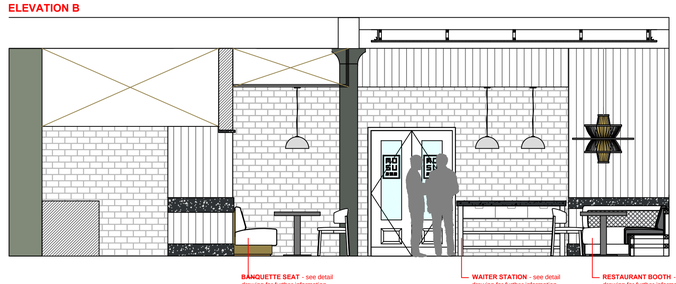

BANQUETTE SEAT - see detail drawing for further information.

WAITER STATION - see detail drawing for further information.

RESTAURANT BOOTH - see detail drawing for further information.

S+0 associates
Interiors · Design · Architecture

Drawing number: MOSU_MAN_1301 Revision: F Status: DRAFT

Client: SAKE LESIRE LTD

Project title: MOSU MANCHESTER, UNIT 15 BARTON ARCADE, MANCHESTER, M3 2BB

Drawing title: PROPOSED RESTAURANT ELEVATIONS

Date: 27-08-2019 Drawn by: OL Checked by: - Scale: AS INDICATED AT A1

Rev.	By	Date	Amendment
F	OL	06-12-19	GA CHANGES
E	OL	24-10-19	GA CHANGES
D	OL	24-10-19	ROP
C	OL	09-09-19	Design alterations
B	OL	04-09-19	ROP
A	OL	02-09-19	CLIENT AMENDS