land | studio

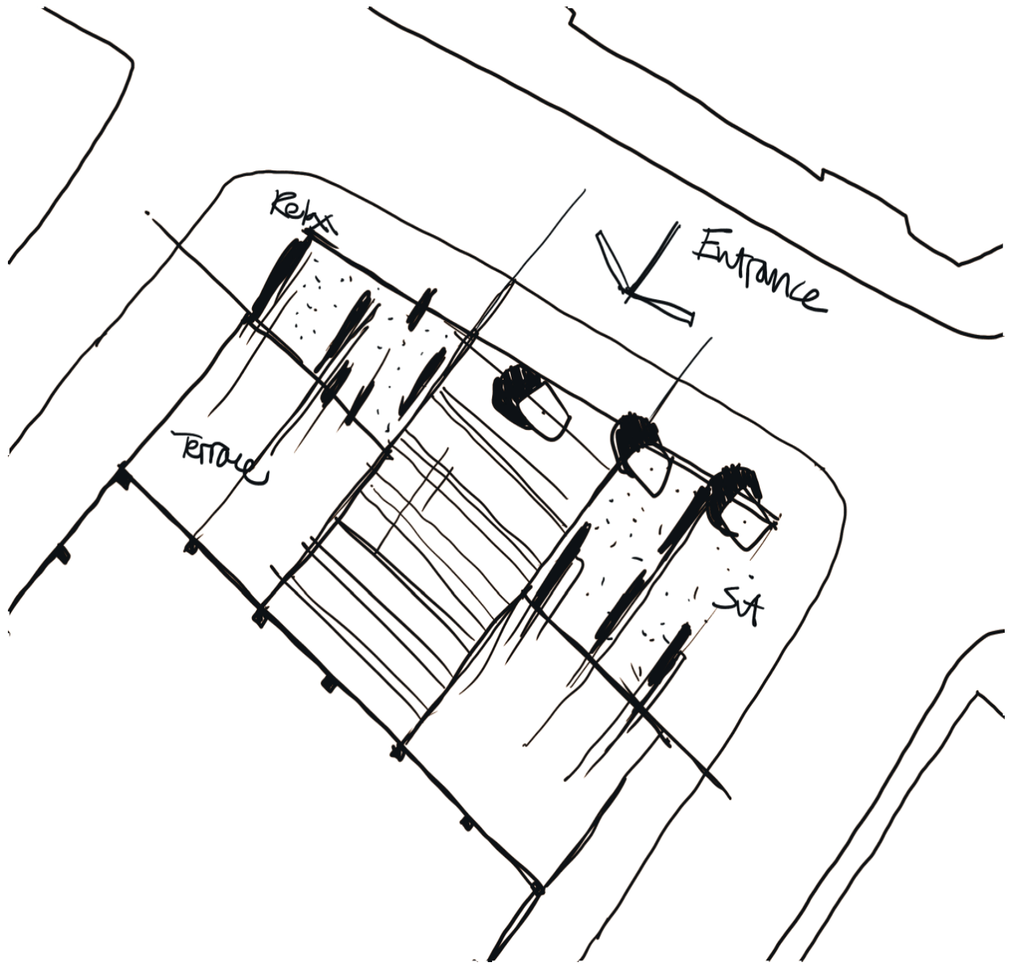

York House, Manchester

[Landscape design document]

August 2019

This document provides detail on the development of the external entrance space for York House. The following pages present images that follow a narrative derived from the strenght of form in the building architecture.

The images present ideas around linear geometry and colour in the ground plane, contrasts of flowing informal planting and low, formal linear hedging and strong linear seating elements.

The final pages of the document illustrate the site layout and associated diagrams for pedestrian movement and the delineation of public and semi-private space with an outline specification providing detail on the proposed materials, planting, street furniture and lighting.

Design Elements: **Formal geometry relating to the building form.**





The images shown on this page demonstrate a range of examples where the geometry and scale of paving has been used to inform the layout and structure of the associated public space.

Our approach to the York House external environment is to integrate a rigorous geometry to create the space, composed of a suite of elements from paving to seating, tree and hedge planting and perrenial and wildgrass planting beds.



Design Elements: **Intentional contrast of formal hedging and informal grass planting**







Each component within the design serves a range of different purposes. The seating areas are protected by low, formal hedges and beds of wild grasses and perrenials.

Benches, whilst providing for seating, combine with the tree planting and low hedges to control movement through the space.

The paving has been designed to subtley influence the movement of pedestrians and to reinforce the location of seating areas and the entrance approach to the building.



Design Layout: **Illustrative Sketch Layout:**

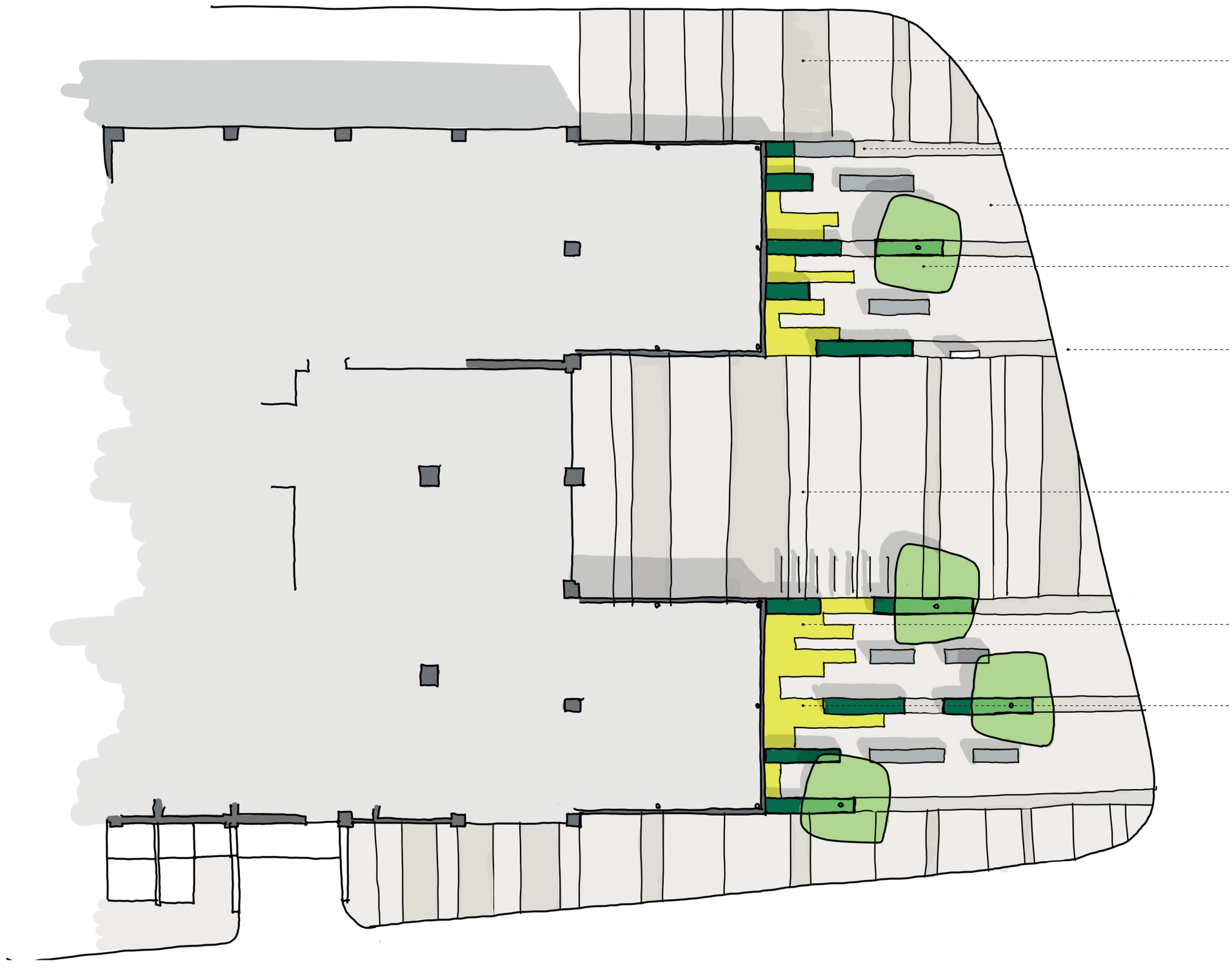

Natural stone paving laid perpendicular to kerb line

Benches located to form boundary to semi-private break out space.

Paving laid perpendicular to boundary paving to define space

Formal deciduous tree planting (new or re-use of existing)

Paving trims aligned with formal hedge lines and bench alignments

Natural stone paving laid to define entrance approach and ramp.

Informal perrenial and grass planting beds provide colour and texture adjacent to seating areas

Formal hedge planting (600mm high) used to define seating areas and semi-private space

Design Layout: **Routes and Access**

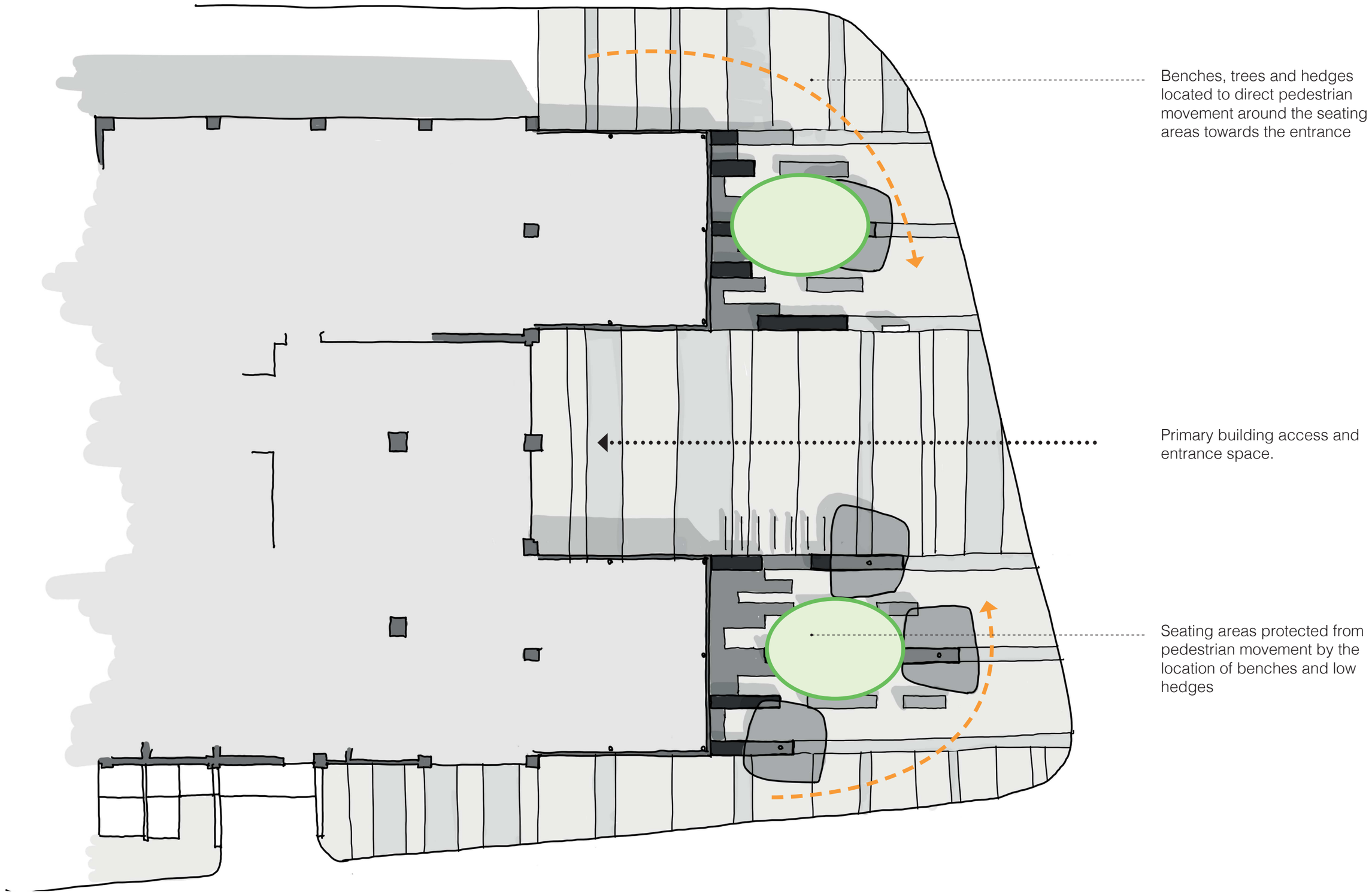

Benches, trees and hedges located to direct pedestrian movement around the seating areas towards the entrance

Primary building access and entrance space.

Seating areas protected from pedestrian movement by the location of benches and low hedges

Design Layout: **Public / Semi-Private Zoning**

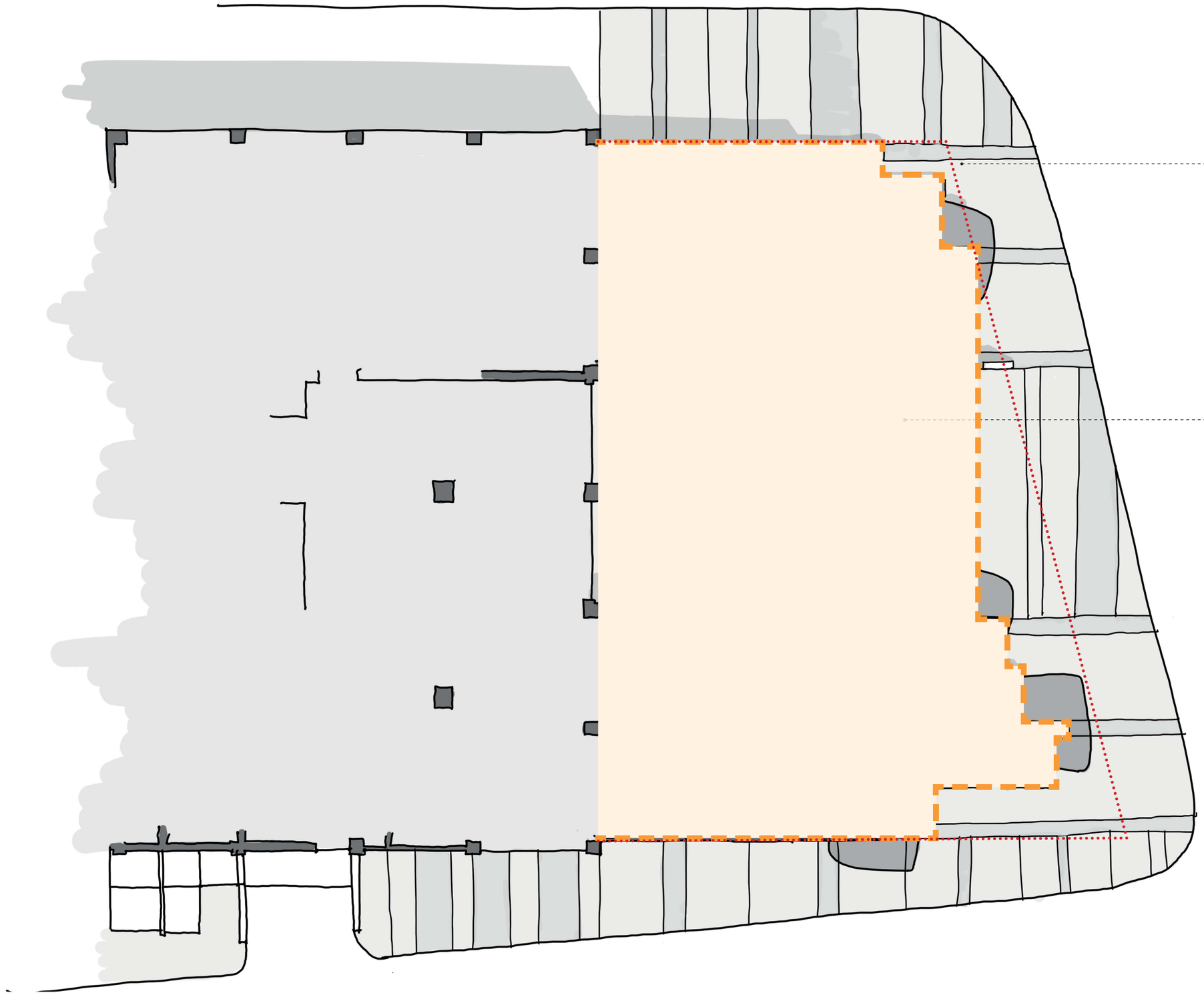

Adopted boundary (formed with stainless steel paving studs)

Definition of Public and Semi-Private space.

Bench locations, trees and formal, low hedge strips create a protective boundary for seating areas and the glazed ground floor extensions

Design Layout: **Proposed Site Plan**

LANDSCAPE GENERAL ARRANGEMENTS PLAN

SCALE 1: 50 @ a1

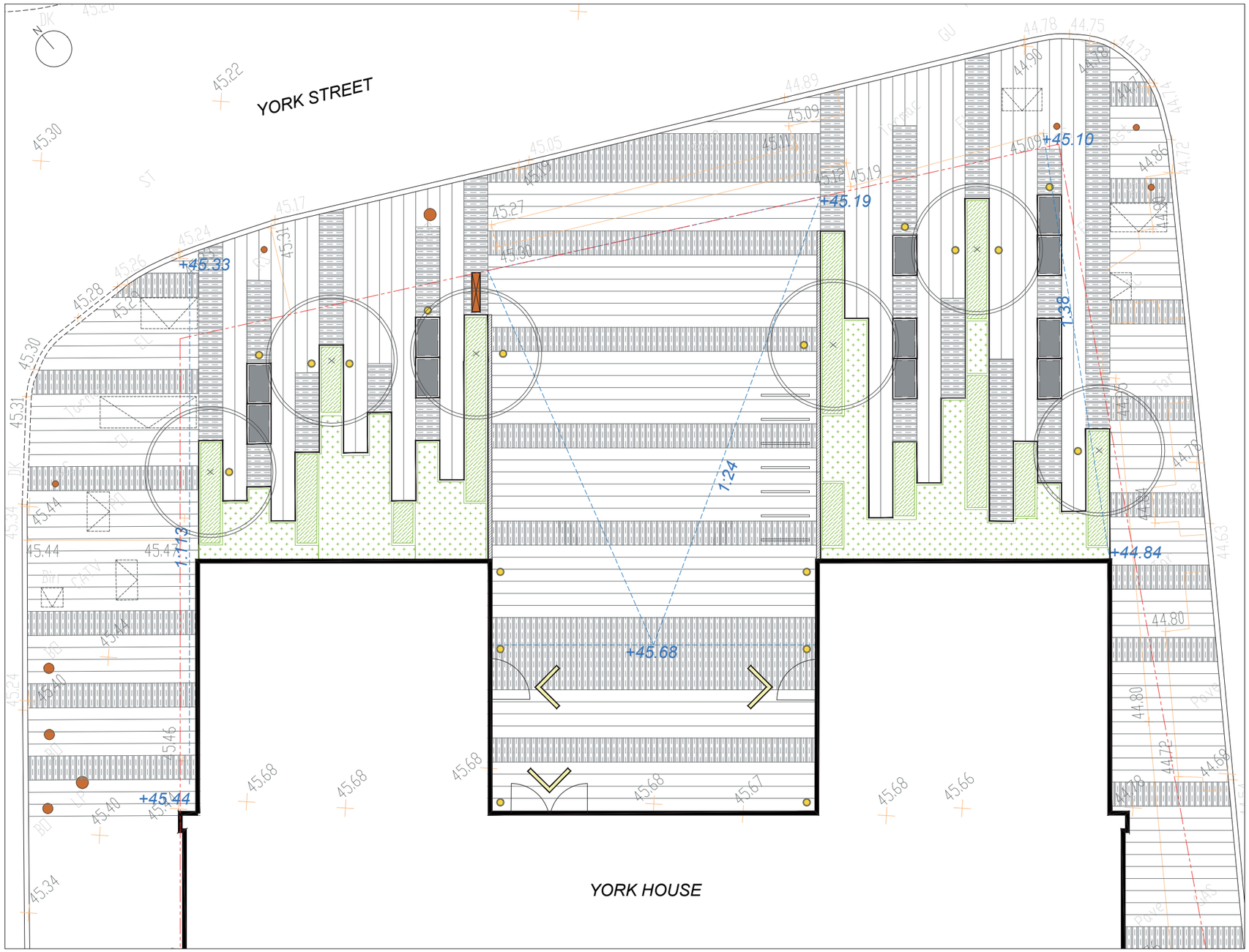

LEGEND

Adoption Boundary Line:
Stainless steel ground mounted studs

Natural Stone Paving (Feature Bands):
600mm paving bands, running in directions shown.
Grey sandstone pavers,
300mm width at random lengths

Natural Stone Paving:
300mm paving, running in directions shown.
Silver sandstone pavers,
300mm width at random lengths

Natural Stone Kerbing:
125mm upstand running along the planting edge,
Silver sandstone kerb to match paving,
100mm x 200mm x 900mm or similar approved

Proposed Levels and Level Change:
Refer to drawing for details.

Existing Sign Post and Signs:
To be retained and protected during works.

Manhole and Service Covers:
Existing service covers replaced with recessed covers with matching paving, by Jones of Owestry.
Orientation realigned slightly to paving pattern.

Benches:
Concrete benches, natural textured finish
Dimensions 600 x 450 x 1000mm with recessed shadow gap and stainless steel anti skateboarding studs.

Cycle Hoops:
Stainless Steel Kirby bike hoops, root fixed.

Feature Lighting:
LED recessed paving lights.
Located at trees and benches.

PLANTING

Tree Planting:
Existing trees to be lifted from the current scheme and reused in the proposal as shown. All trees to be planted with underground guying and appropriate irrigation systems. Establishment will be monitored and failures replaced.

Planting Beds:
Ornamental grasses and perennials for seasonal interest.

Species Mix:
Stipa tenuissima
Verbena bonariensis
Nepeta 'Six Hills Giant'
Salvia officinalis

Hedging Plants:
Evergreen Yew hedge, Taxus baccata 60-80cm height, BR.
Planted 4 per metre

REVISIONS

Rev	Description	Date	By	Chk'd
A	Minor modifications after MGMA review	29.7.19	RF	RF
B	Minor modifications after MGMA review	29.7.19	RF	RF
C	Minor modifications after MGMA review	07.8.19	RF	RF

Reproduced from Ordnance Survey material with the permission of the controller of Her Majesty's Stationary Office under the Licence No 186287

PLANNING

client:
BRUNTWOOD
project:
YORK HOUSE
drawing title:
GENERAL ARRANGEMENTS
drawing number:
106-LST-XX-XX-DR-L-2000

land|studio

scale: @ A1 1:50
28.06.2019
dm: RF
chk'd: RF

2000
C

Design Layout: **Paving Extent**

PAVING EXTENTS PLAN

SCALE 1: 100 @ a1



LEGEND

Extent of paving boundary to relate to the building line and kerb edge.

REVISIONS				
Rev	Description	Date	By	Chk'd
A	First Issue	07.8.19	RF	RF

Reproduced from Ordnance Survey material with the permission of the controller of Her Majesty's Stationary Office under the Licence No 186287

PLANNING

client: BRUNTWOOD
project: YORK HOUSE
drawing title: PAVING EXTENTS
drawing number: 106-LST-XX-XX-DR-L-2001

land|studio

scale: @ A1 1:100
date: 07.08.2019
dm: RF
chk'd: RF

2001
A

© This drawing is the property of Land Studio and the information can only be reproduced with their prior permission

Outline Specification

Paving

Name: TBC
Colour: Silver/ Grey Mix
300mm width, random lenghts. Grey sandstone pavers laid in a banded design.

Recessed Service Covers



Bike Racks - Stainless teel

Name: Kirby Bike Hoop
Colour: Stainless Steel
Bicycle Racks are basic lean-support racks root fixed in to the ground.



Seating

Name: Precast Concrete Seating
Colour: Natural Concrete Textured
Cast concrete seating with a shadow gap between the bottom of seat and fixing plate. Stainless steel anti skateboard studs required as shown on inset image.



Demarcation studs

Name: Land-mark Landscape Systems
Colour: Stainless steel
Standard 25mm dia. stud manufactured from 316 marine grade stainless steel. Low dome profile as standard with satin polish finish. Quick and easy retrofit to virtually any surface.

Steel Edging

Name: Kinley Systems AluExcel
Colour: Aluminium
Creates a clean straight line made from strong durable alloy that wont rust. Fast installation that works between all surface types.

Outline Specification

Formal Hedging

Taxus baccata

60 - 80cm height, BR planted at 4 per metre

Tree Planting

Retain and reuse existing trees from York House. Trees to be supported with underground guying with appropriate irrigation systems.

Ornamentlal Planting

Species mix below to be planted in natural drifts and species planted in groups no less than 3.

Stipa tenuissima	50%
Verbena bonariensis	10%
Nepeta 'Six Hills Giant'	20%
Salvia officinalis	20%

3L pots planted at 6 per metre squared.

All planting beds to be have 75mm deep mulching layer.







