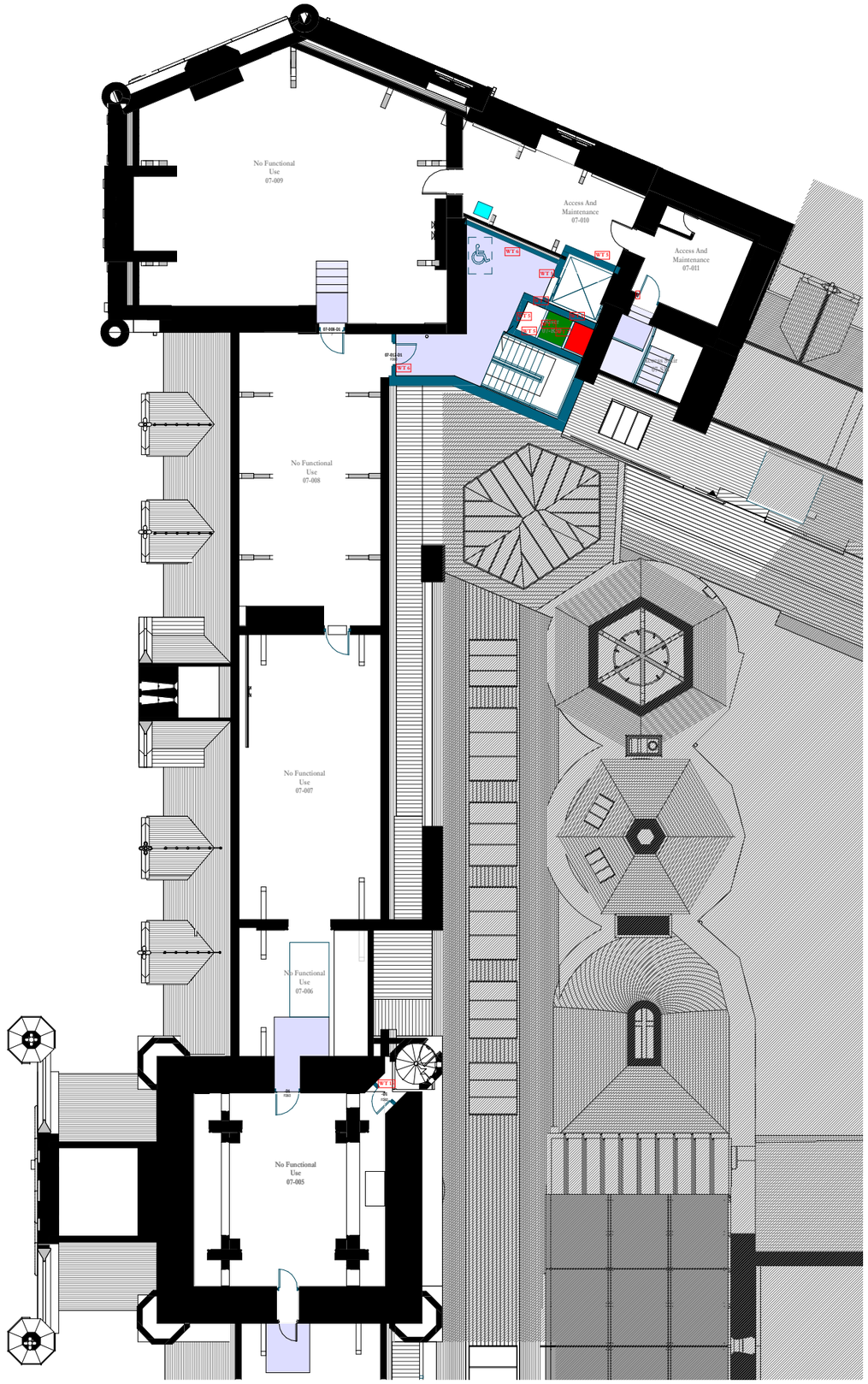

Detail GA Plan L07 - 02 NORTH

1 : 100

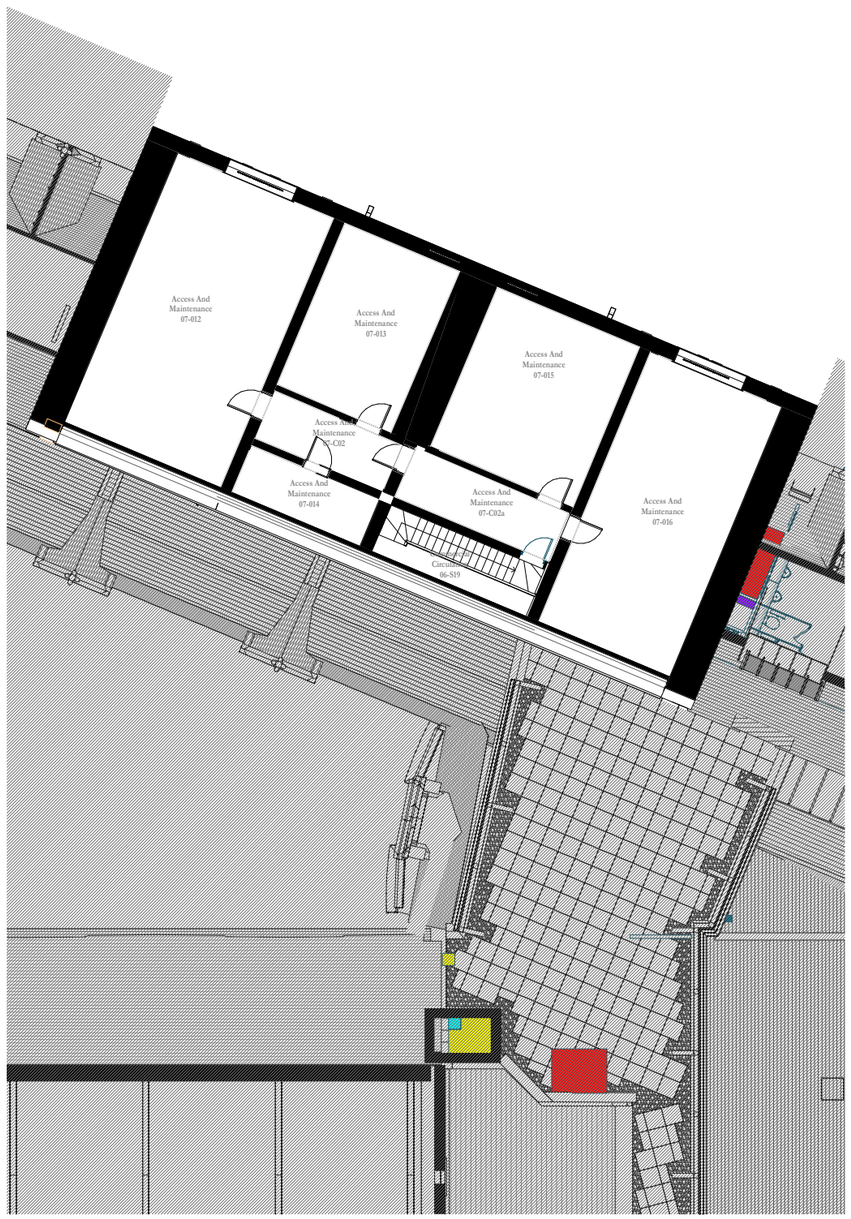

Detail GA Plan L07 - 03 NORTH-CENTRAL

1 : 100

KEY

- F1 Floor Standing Primary Direction Sign 1800 x 500
- F2 Floor Standing Secondary Direction Sign 1800 x 500
- F3 Ceremonial Room Identification Sign 1500 x 400 Movable
- P1 Projecting Wall-Mounted WC Sign
- W1 External Wall-Mounted Sign
- W2 Wall-Mounted Floor Level Sign
- W3 Wall-Mounted Lift Directory Sign
- W4 Wall-Mounted Direction Sign
- RB Electronic & Data Room Booking Screen Fixed to Pillar on Existing Trench
- TV Information

Lobby 01-C04c — BIM room numbering & proposed use

Existing walls/fabric

Proposed partitions/fabric

Proposed riser voids for co-ordination (colour denotes type of riser)

Proposed lift

Proposed new stairs

Proposed new floor construction/raised floors

WT 1 — Wall Type reference

GENERAL NOTES

1. Please refer to drawings OTH-PUR-TH-ZZ-DWG-A-5680 to 5682 for a brief outline specification for each wall type.
2. For Fire Strategy refer to drawings OTH-PUR-TH-LG-DWG-A-0550 to 0558
3. LG level Substation /plant room enclosures to specialist sub-contractor supply and design, refer to NBS Section K11
4. Please refer to Catering Consultant information for details relating to catering areas

Scale Bars to be used as guidance only - refer to sheet size below

1:100	mm	1000		3000		5000		7000	
1:200	mm		5000		8000		12000		16000
1:500	M	5		15		25		35	
1:1250	M	10		30		50		70	90

Notes:
Drawings are based on survey data and may not accurately represent what is physically present.
Do not scale from this drawing. All dimensions are to be verified on site before proceeding with the work.
All dimensions are in millimeters unless noted otherwise.
Purcell shall be notified in writing of any discrepancies.

Key Plan

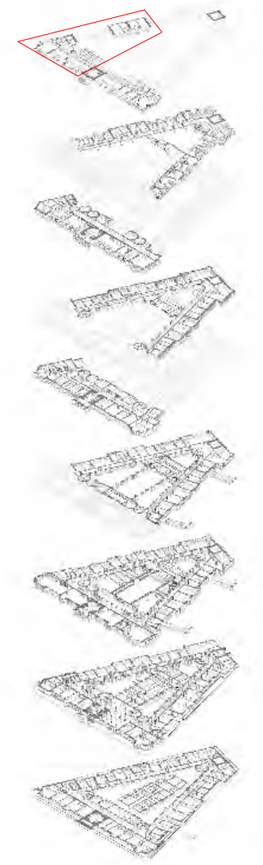

ISSUE	DATE	APPROVED	DRAWN	DESCRIPTION
01	26/09/2019	DH	MR	Issued for Tender & LBC/Planning
-	05/04/2019	JC	MR	Drawing has previously been issued under a superseded number. Note that floor level names have been updated.

OUR TOWN HALL PROJECT
PURCELL
Project Office, Room 308, Town Hall, MANCHESTER M60 2LI
+44 (0) 7970 097 432
www.purcelluk.com

PROJECT STATUS	RIBA STAGE 4
CLIENT	MANCHESTER CITY COUNCIL
PROJECT	OUR TOWN HALL
DRAWING TITLE	DETAILED GA PLANS L07 02 NORTHN & 03 NORTH-CENTRAL
SIZE & SCALE	A1: As indicated
DRAWING STATUS	FOR TENDER
JOB NUMBER	236959
DRAWING NO.	OTH-PUR-TH-07-DWG-A-2399
REV	01

© PURCELL 2019. PURCELL ® IS THE TRADING NAME OF PURCELL ARCHITECTURE LTD.

26/09/2019 18:07:25