9 Roseleigh Avenue, Burnage

alterations and additions to an existing residence

Schedule of Documentation

(A) Written Specification:

general notes & basic specification

(B) Drawings:

drawing no. drawing title

TP01	Site Plan & Location Plan - Proposed
TP02	Plans - Existing
TP03	Elevations - Existing
TP04	Elevations - Existing
TP05	Plans - Proposed Ground Floor
TP06	Plans - Proposed First Floor
TP07	Elevations - Proposed
TP08	Elevations - Proposed
TP09	Sections
TP10	Perspective Views

(C) Appendix:

(1)	Structural Engineering Drawings
(2)	Town Planning Permit
(3)	Town Planning Drawings

Project Team:

CUBIK
DESIGN LTD

07940 123 631
INFO@CUBIKDESIGN.CO.UK

Structural Engineer:

c TBC

e
p

Builder

c TBC

e

Client:

Katy-Louyse Tottman & Alex Moore

Legend

existing to be removed

IMPORTANT NOTE

All items to be removed are hatched for illustrative purposes only. Refer to structural engineering drawings for details prior to removal of all walls, flooring, roofing etc.

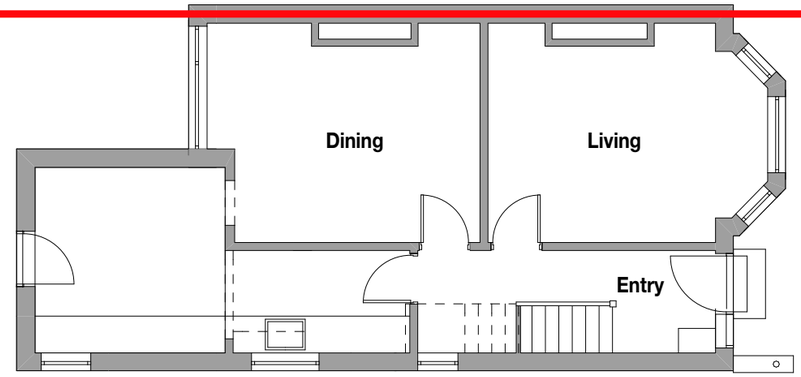

Existing - Ground Floor Plan

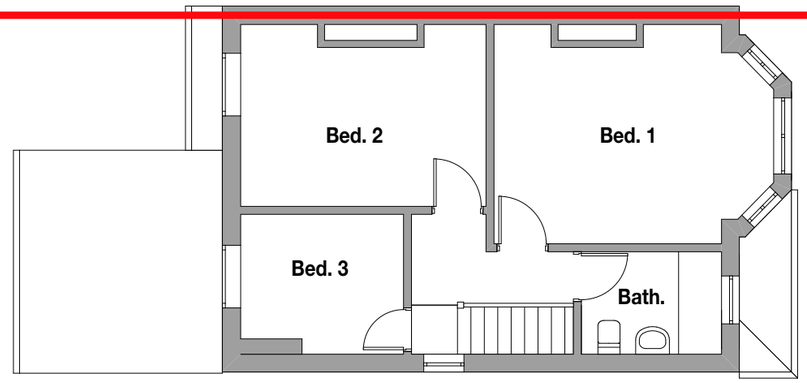

Existing - First Floor Plan

NOTES

Do not scale this drawing. All dimensions are to be verified on site and any discrepancies reported before commencement of any work or shop drawings.

These drawings are for the purpose of achieving building regulations approval only and subject to final review/approval by building control. All drawings must be read in conjunction with structural engineers design, drawings and calculations.

Issue/ Rev	Description	Date
#	Initial Issue	13.01.20

CUBIK DESIGN LTD

07940 123 631
info@cubikdesign.co.uk

FOR PLANNING/ BUILDING CONTROL APPROVAL

Client

Katy-Louyse Tottman & Alex Moore

Project Description

9 Roseleigh Avenue, Burnage

Project Number **ROS009**

Drawing Title

Plans - Existing

Drawing Number **TP02**

Scale **1:100 @ A3**

Legend

existing to be removed

IMPORTANT NOTE

All items to be removed are hatched for illustrative purposes only. Refer to structural engineering drawings for details prior to removal of all walls, flooring, roofing etc.

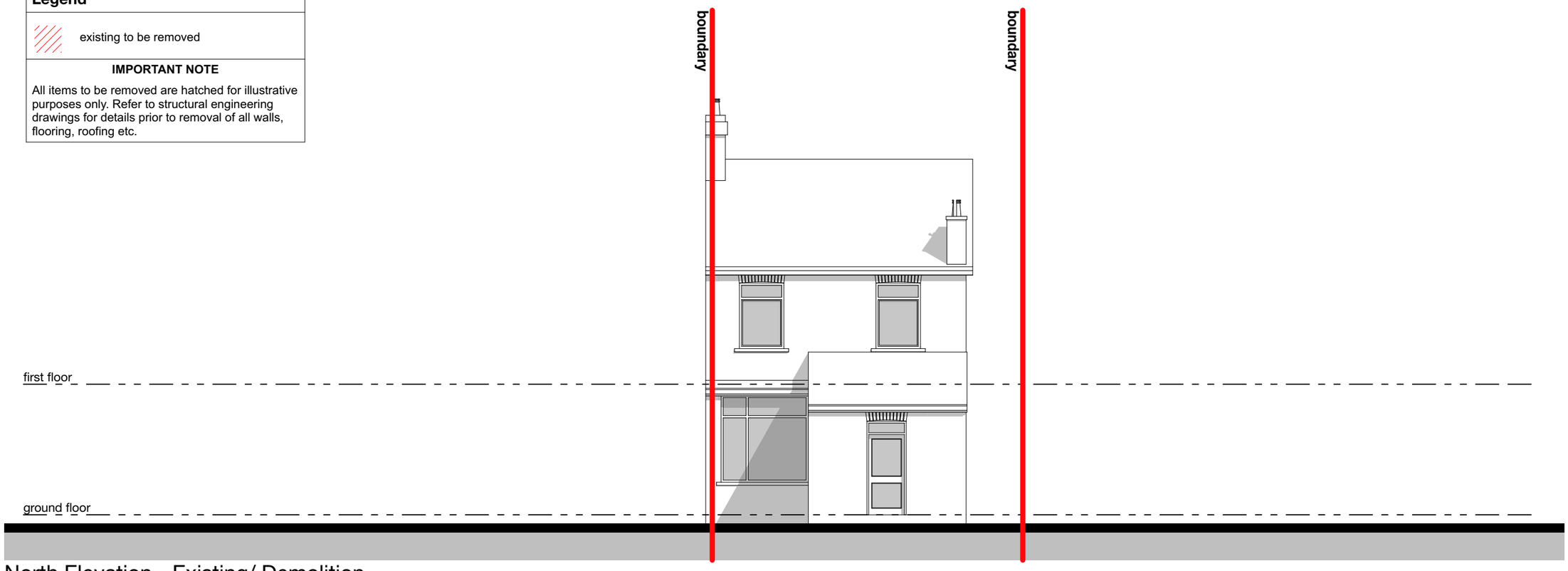

North Elevation - Existing/ Demolition

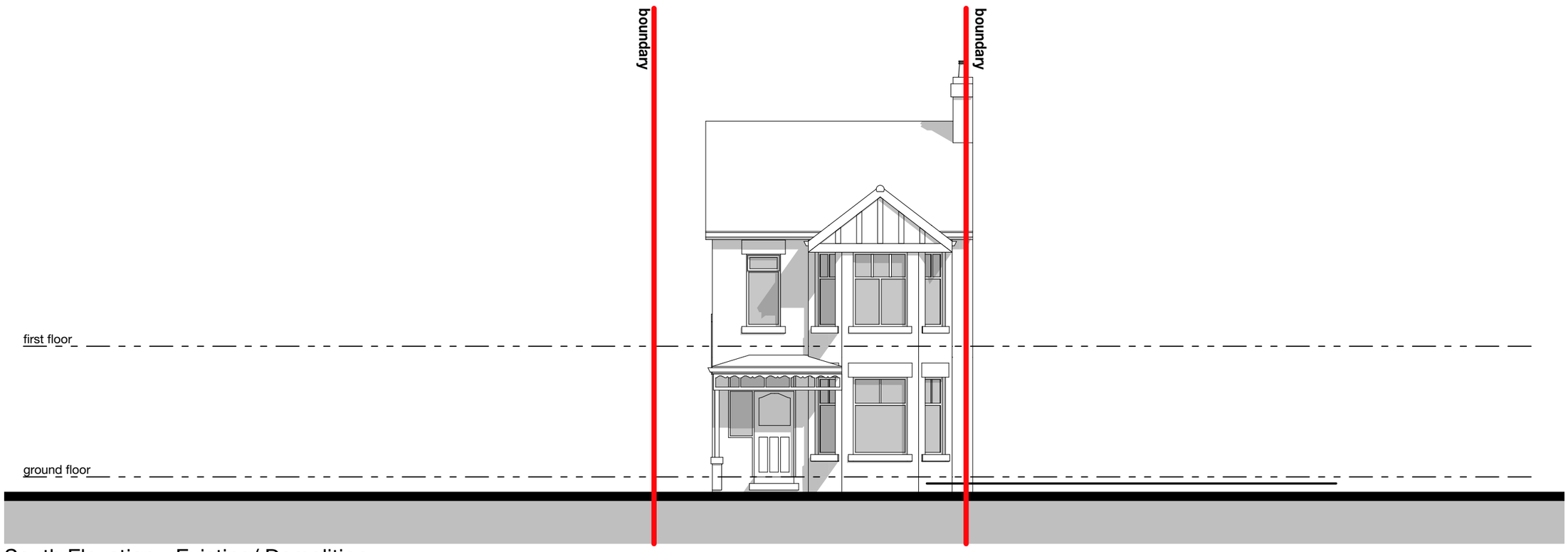

South Elevation - Existing/ Demolition

NOTES

Do not scale this drawing. All dimensions are to be verified on site and any discrepancies reported before commencement of any work or shop drawings.

These drawings are for the purpose of achieving building regulations approval only and subject to final review/approval by building control. All drawings must be read in conjunction with structural engineers design, drawings and calculations.

Issue/ Rev	Description	Date
#	Initial Issue	13.01.20

CUBIK DESIGN LTD

07940 123 631
info@cubikdesign.co.uk

FOR PLANNING/ BUILDING CONTROL APPROVAL

Client

Katy-Louyse Tottman & Alex Moore

Project Description

9 Roseleigh Avenue, Burnage

Project Number **ROS009**

Drawing Title

Elevations - Existing

Drawing Number **TP03**

Scale **1:100 @ A3**

Legend

existing to be removed

IMPORTANT NOTE

All items to be removed are hatched for illustrative purposes only. Refer to structural engineering drawings for details prior to removal of all walls, flooring, roofing etc.

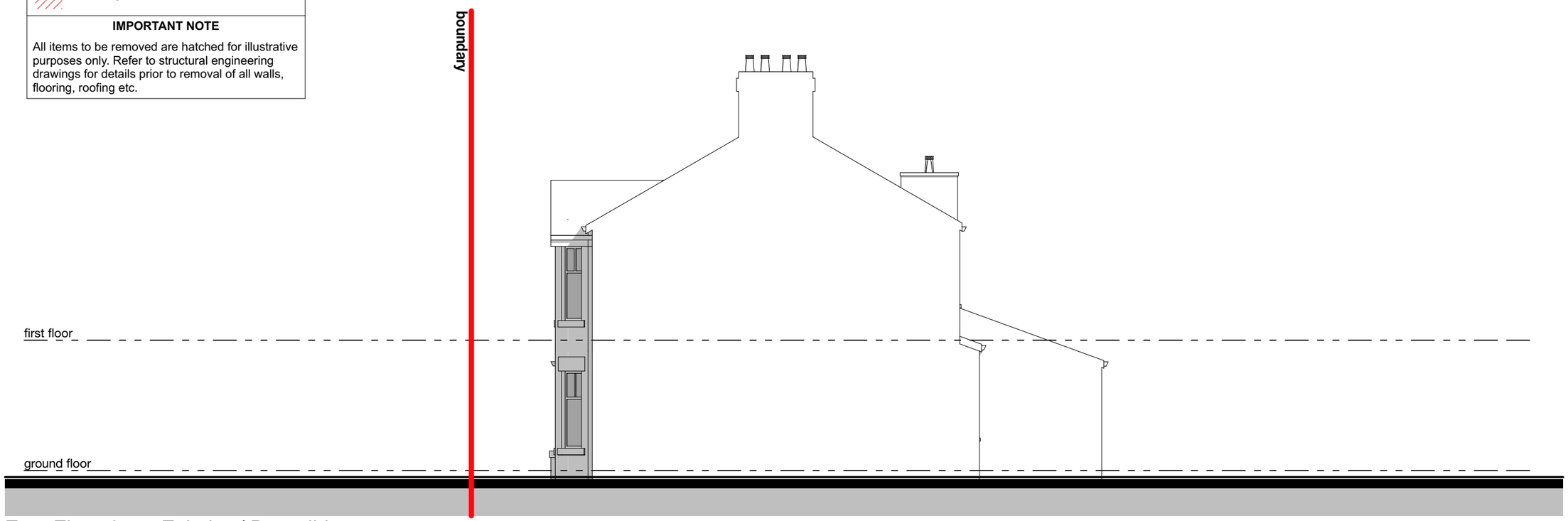

East Elevation - Existing/ Demolition

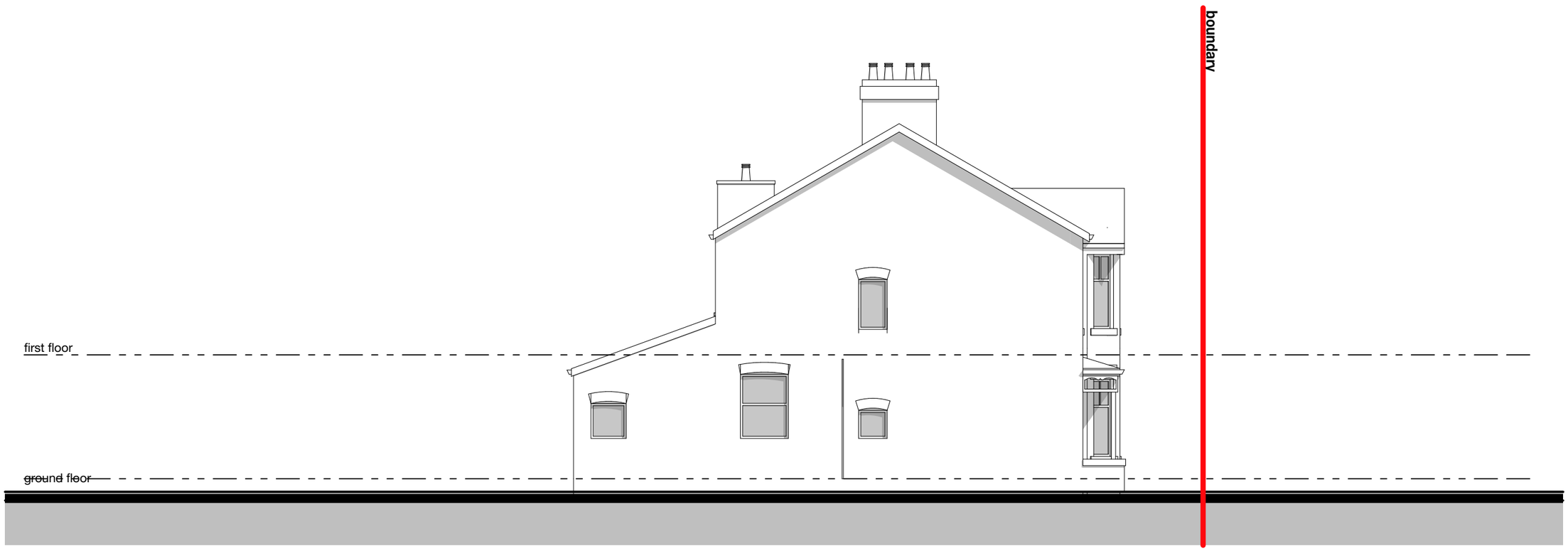

West Elevation - Existing/ Demolition

NOTES

Do not scale this drawing. All dimensions are to be verified on site and any discrepancies reported before commencement of any work or shop drawings.

These drawings are for the purpose of achieving building regulations approval only and subject to final review/approval by building control. All drawings must be read in conjunction with structural engineers design, drawings and calculations.

Issue/ Rev	Description	Date
#	Initial Issue	13.01.20

CUBIK DESIGN LTD

07940 123 631
info@cubikdesign.co.uk

FOR PLANNING/ BUILDING CONTROL APPROVAL

Client

Katy-Louyse Tottman & Alex Moore

Project Description

9 Roseleigh Avenue, Burnage

Project Number **ROS009**

Drawing Title

Elevations - Existing

Drawing Number **TP04**

Scale **1:100 @ A3**

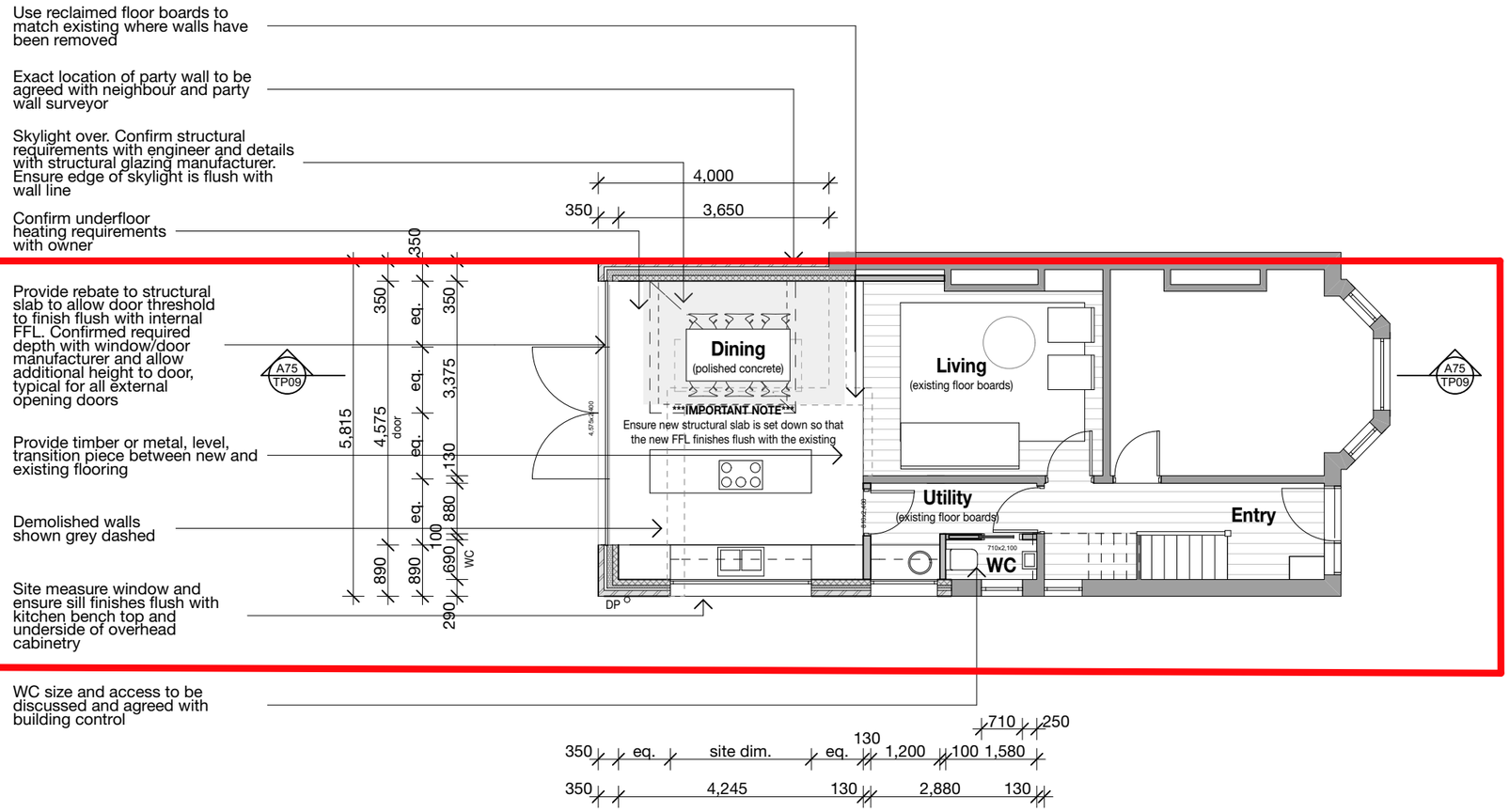

Legend

ref.	Refrigerator	st	Store	R1	Roof Type 1
wo.	Wall oven	wir	Walk in wardrobe	DP	Downpipe
dw	Dishwasher	hc	Hosecock	OP	Overflow pop
shr.	Shower	W1	Wall type 1	HOP	Hopper
s	Sink	PS	plumbing stack		
t	Laundry tub	MF	metal flashing		
vb	Vanity basin				

Refer to General Notes For Details

All structure shown as graphic representation: please refer to structural engineering package for exact details of footings, concrete slab, timber framed floors, wall & roof framing

Notes

- Do not scale this drawing. All dimensions are to be verified on site and any discrepancies reported before commencement of any work or shop drawings
- All new windows and doors sizes indicated are to structural openings and to be site measured. Window style/ detailing and opening sash locations to be confirmed and approved by owner prior to fabrication. All new windows require means of escape with an unobstructed openable area of 0.33sq.m. and at least 450mm high and 450mm wide. The bottom of the openable area should not be more than 1100mm above floor level. All windows to achieve the minimum U values specified in the British Standards.
- **All floors (suspended or on ground) walls and roofs are to be insulated and achieve at least the minimum U values listed under Approved Document Part L of the British Regulations.**
- Confirm all finishes and materials with owner.
- **Provide DPC 150mm min. above natural ground to all masonry walls.**

*****All works to be constructed in accordance with accredited construction details*****

NOTES

Do not scale this drawing. All dimensions are to be verified on site and any discrepancies reported before commencement of any work or shop drawings.

These drawings are for the purpose of achieving building regulations approval only and subject to final review/approval by building control. All drawings must be read in conjunction with structural engineers design, drawings and calculations.

Issue/ Rev	Description	Date
#	Initial Issue	13.01.20

CUBIK
DESIGN LTD
07940 123 631
info@cubikdesign.co.uk

FOR PLANNING/ BUILDING CONTROL APPROVAL

Client

Katy-Louyse Tottman & Alex Moore

Project Description

9 Roseleigh Avenue, Burnage

Project Number **ROS009**

Drawing Title

Plans - Proposed Ground Floor

Drawing Number **TP05**

Scale **1:100 @ A3**

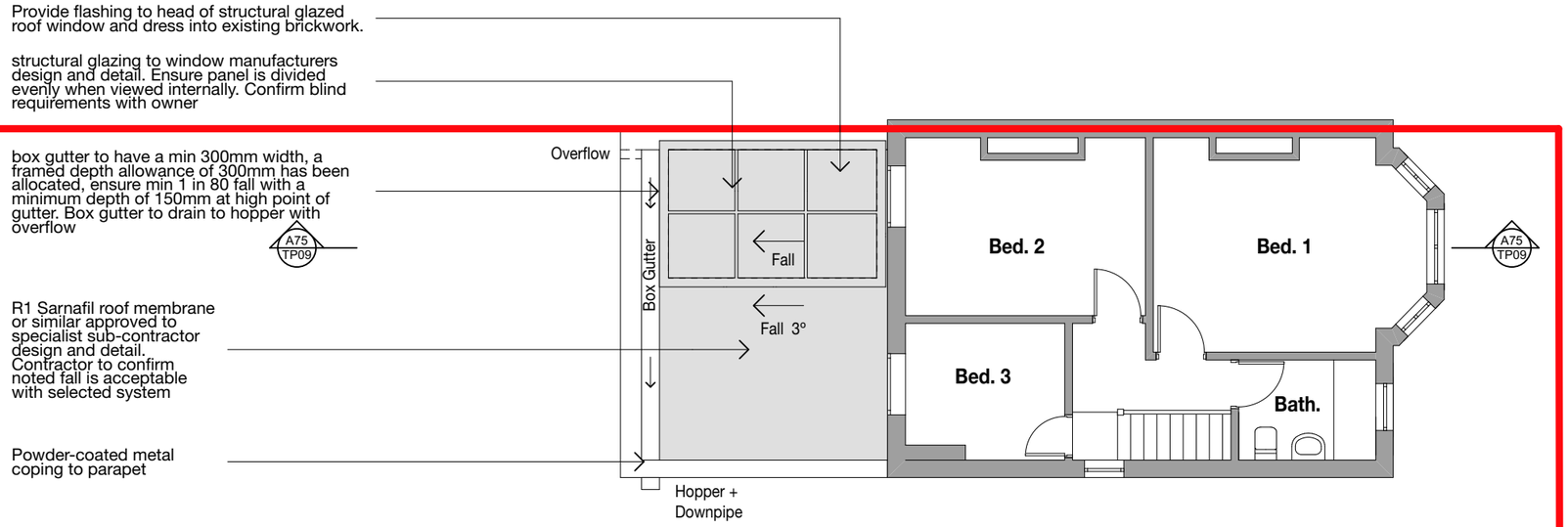

Legend

ref.	Refrigerator	st	Store	R1	Roof Type 1
wo.	Wall oven	wir	Walk in wardrobe	DP	Downpipe
dw	Dishwasher	hc	Hosecock	OP	Overflow pop
shr.	Shower	W1	Wall type 1	HOP	Hopper
s	Sink	PS	plumbing stack		
t	Laundry tub	MF	metal flashing		
vb	Vanity basin				

Refer to General Notes For Details

All structure shown as graphic representation: please refer to structural engineering package for exact details of footings, concrete slab, timber framed floors, wall & roof framing

Notes

- Do not scale this drawing. All dimensions are to be verified on site and any discrepancies reported before commencement of any work or shop drawings
- All new windows and doors sizes indicated are to structural openings and to be site measured. Window style/ detailing and opening sash locations to be confirmed and approved by owner prior to fabrication. All new windows require means of escape with an unobstructed openable area of 0.33sq.m. and at least 450mm high and 450mm wide. The bottom of the openable area should not be more than 1100mm above floor level. All windows to achieve the minimum U values specified in the British Standards.
- **All floors (suspended or on ground) walls and roofs are to be insulated and achieve at least the minimum U values listed under Approved Document Part L of the British Regulations.**
- Confirm all finishes and materials with owner.
- **Provide DPC 150mm min. above natural ground to all masonry walls.**

*****All works to be constructed in accordance with accredited construction details*****

NOTES

Do not scale this drawing. All dimensions are to be verified on site and any discrepancies reported before commencement of any work or shop drawings.

These drawings are for the purpose of achieving building regulations approval only and subject to final review/approval by building control. All drawings must be read in conjunction with structural engineers design, drawings and calculations.

Issue/ Rev	Description	Date
#	Initial Issue	13.01.20

CUBIK DESIGN LTD
07940 123 631
info@cubikdesign.co.uk

FOR PLANNING/ BUILDING CONTROL APPROVAL

Client

Katy-Louyse Tottman & Alex Moore

Project Description

9 Roseleigh Avenue, Burnage

Project Number **ROS009**

Drawing Title

Plans - Proposed First Floor

Drawing Number **TP06**

Scale **1:100 @ A3**

General Note:
All new materials shown hatched for clarity

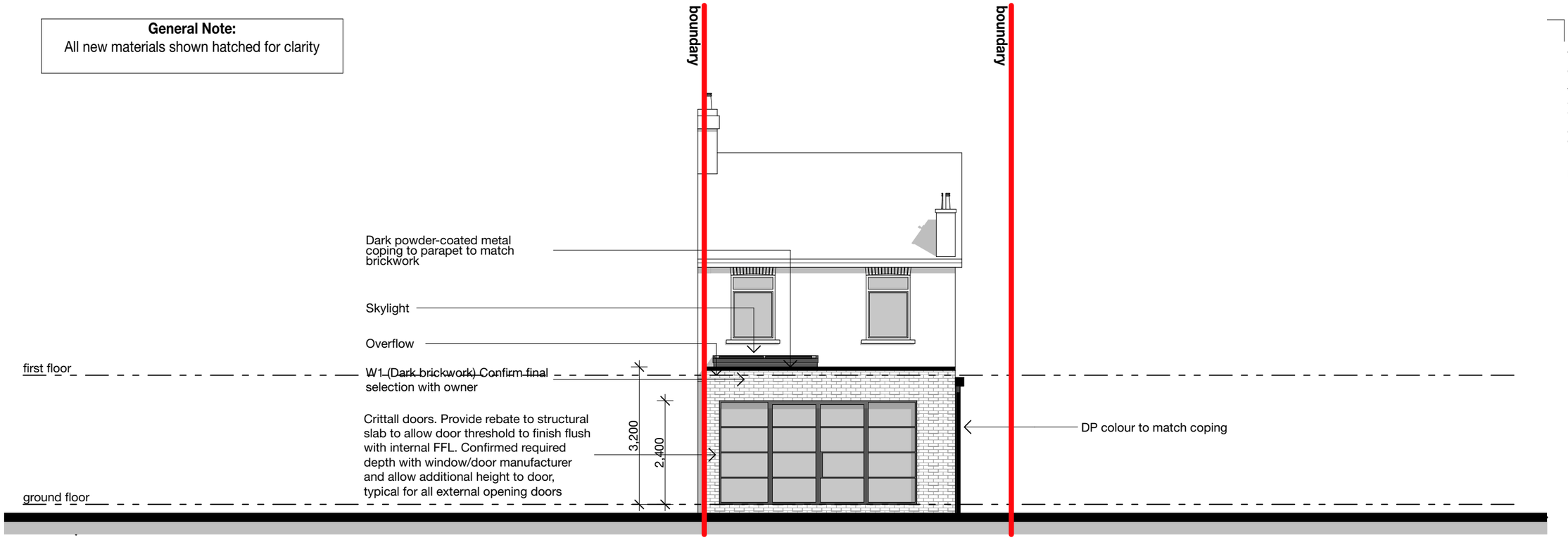

North Elevation - Proposed

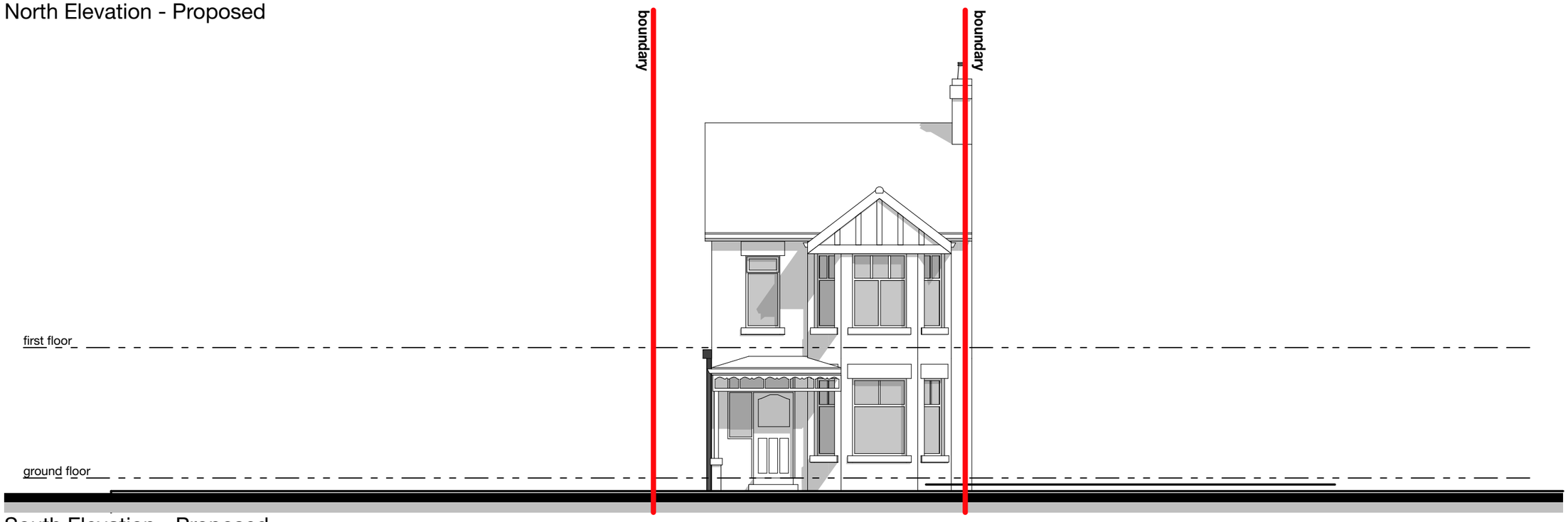

South Elevation - Proposed

Legend

ref.	Refrigerator	st	Store	R1	Roof Type 1
wo.	Wall oven	wir	Walk in wardrobe	DP	Downpipe
dw	Dishwasher	hc	Hosecock	OP	Overflow pop
shr.	Shower	W1	Wall type 1	HOP	Hopper
s	Sink	PS	plumbing stack		
t	Laundry tub	MF	metal flashing		
vb	Vanity basin				

Refer to General Notes For Details

All structure shown as graphic representation: please refer to structural engineering package for exact details of footings, concrete slab, timber framed floors, wall & roof framing

Notes

- Do not scale this drawing. All dimensions are to be verified on site and any discrepancies reported before commencement of any work or shop drawings
- All new windows and doors sizes indicated are to structural openings and to be site measured. Window style/ detailing and opening sash locations to be confirmed and approved by owner prior to fabrication. All new windows require means of escape with an unobstructed openable area of 0.33sq.m. and at least 450mm high and 450mm wide. The bottom of the openable area should not be more than 1100mm above floor level. All windows to achieve the minimum U values specified in the British Standards.
- All floors (suspended or on ground) walls and roofs are to be insulated and achieve at least the minimum U values listed under Approved Document Part L of the British Regulations.
- Confirm all finishes and materials with owner.
- Provide DPC 150mm min. above natural ground to all masonry walls.
*****All works to be constructed in accordance with accredited construction details*****

NOTES

Do not scale this drawing. All dimensions are to be verified on site and any discrepancies reported before commencement of any work or shop drawings.

These drawings are for the purpose of achieving building regulations approval only and subject to final review/approval by building control. All drawings must be read in conjunction with structural engineers design, drawings and calculations.

Issue/ Rev	Description	Date
#	Initial Issue	13.01.20

CUBIK
DESIGN LTD
07940 123 631
info@cubikdesign.co.uk

FOR PLANNING/ BUILDING CONTROL APPROVAL

Client

Katy-Louyse Tottman & Alex Moore

Project Description

9 Roseleigh Avenue, Burnage

Project Number **ROS009**

Drawing Title

Elevations - Proposed

Drawing Number **TP07**

Scale **1:100 @ A3**

General Note:
All new materials shown hatched for clarity

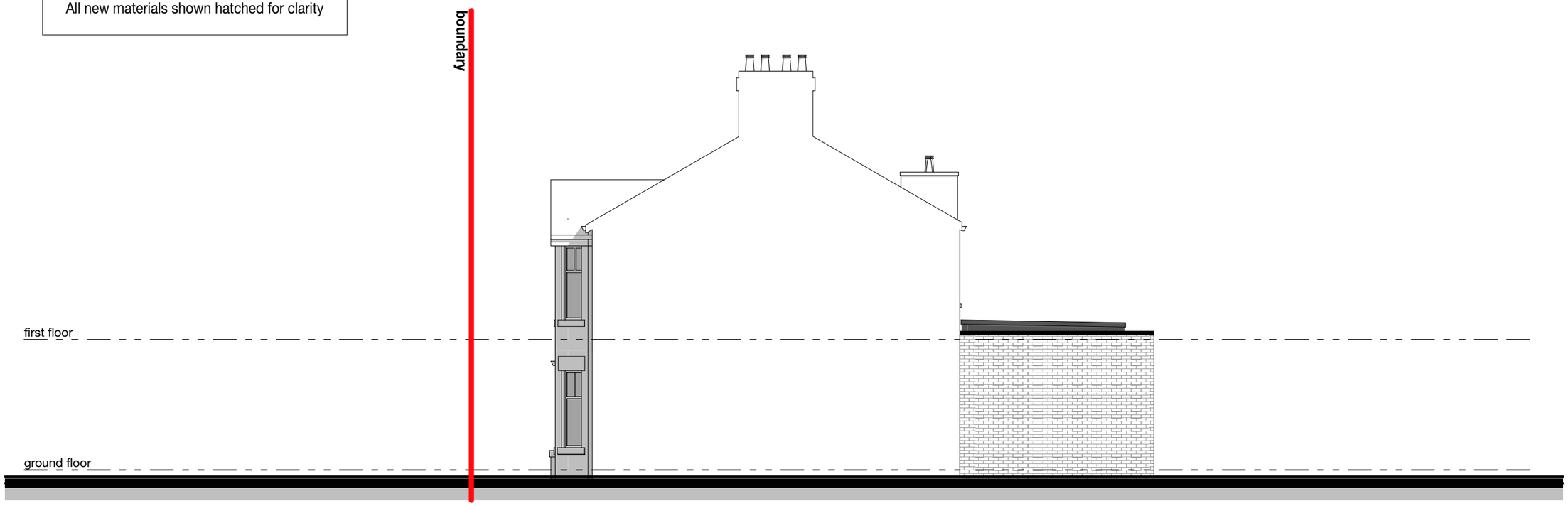

East Elevation - Proposed

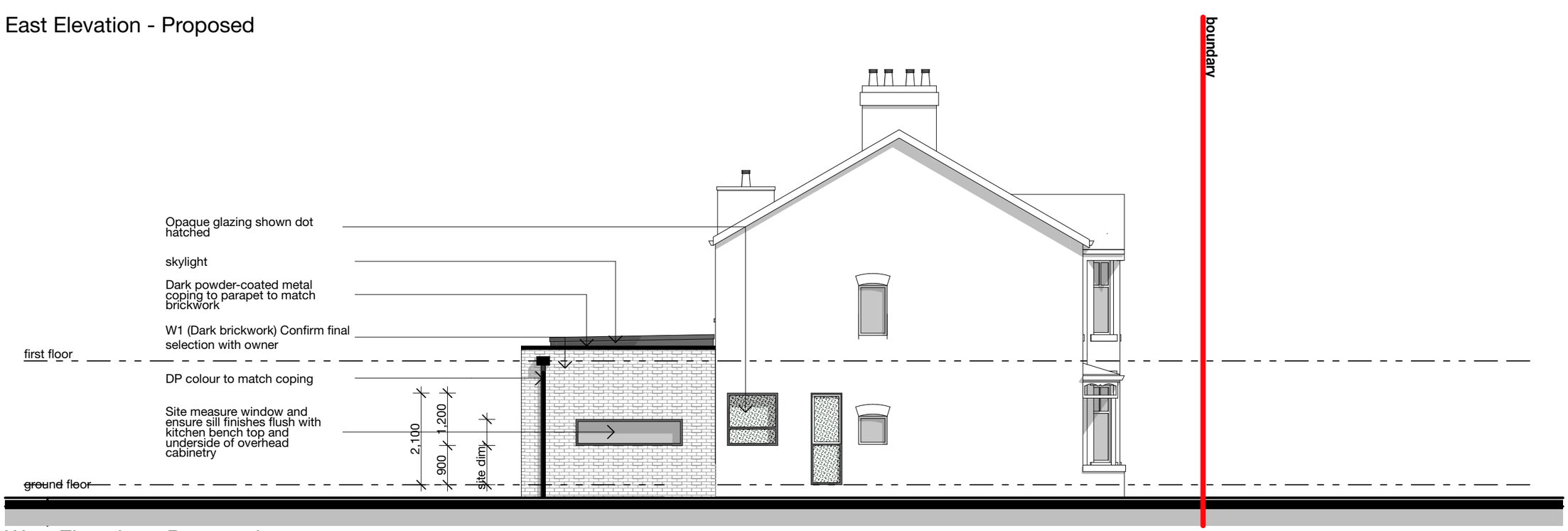

West Elevation - Proposed

Legend

ref.	Refrigerator	st	Store	R1	Roof Type 1
wo.	Wall oven	wir	Walk in wardrobe	DP	Downpipe
dw	Dishwasher	hc	Hosecock	OP	Overflow pop
shr.	Shower	W1	Wall type 1	HOP	Hopper
s	Sink	PS	plumbing stack		
t	Laundry tub	MF	metal flashing		
vb	Vanity basin				

Refer to General Notes For Details

All structure shown as graphic representation: please refer to structural engineering package for exact details of footings, concrete slab, timber framed floors, wall & roof framing

Notes

- Do not scale this drawing. All dimensions are to be verified on site and any discrepancies reported before commencement of any work or shop drawings
- All new windows and doors sizes indicated are to structural openings and to be site measured. Window style/ detailing and opening sash locations to be confirmed and approved by owner prior to fabrication. All new windows require means of escape with an unobstructed openable area of 0.33sq.m. and at least 450mm high and 450mm wide. The bottom of the openable area should not be more than 1100mm above floor level. All windows to achieve the minimum U values specified in the British Standards.
- All floors (suspended or on ground) walls and roofs are to be insulated and achieve at least the minimum U values listed under Approved Document Part L of the British Regulations.
- Confirm all finishes and materials with owner.
- Provide DPC 150mm min. above natural ground to all masonry walls.
*****All works to be constructed in accordance with accredited construction details*****

NOTES

Do not scale this drawing. All dimensions are to be verified on site and any discrepancies reported before commencement of any work or shop drawings.

These drawings are for the purpose of achieving building regulations approval only and subject to final review/approval by building control. All drawings must be read in conjunction with structural engineers design, drawings and calculations.

Issue/ Rev	Description	Date
#	Initial Issue	13.01.20

CUBIK
DESIGN LTD
07940 123 631
info@cubikdesign.co.uk

FOR PLANNING/ BUILDING CONTROL APPROVAL

Client

Katy-Louyse Tottman & Alex Moore

Project Description

9 Roseleigh Avenue, Burnage

Project Number **ROS009**

Drawing Title

Elevations - Proposed

Drawing Number **TP08**

Scale **1:100 @ A3**

******NOTE******

- perspectives are provided for visual aid only. Refer to drawings for all information.



key plan
scale 1:500

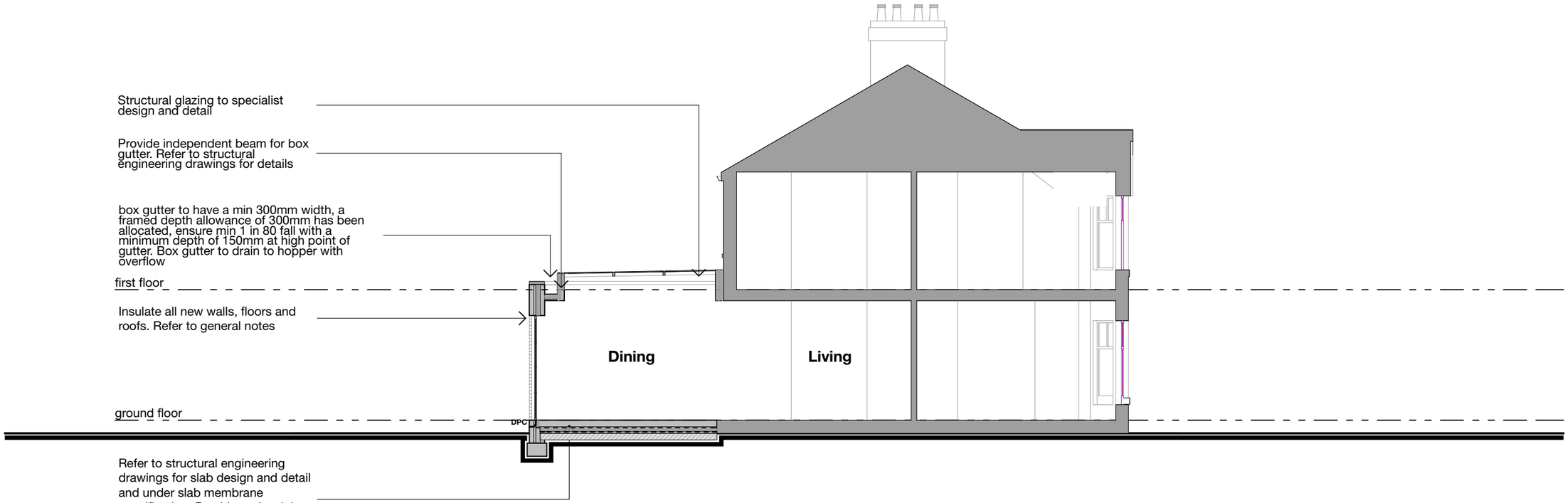

Legend

ref.	Refrigerator	st	Store	R1	Roof Type 1
wo.	Wall oven	wir	Walk in wardrobe	DP	Downpipe
dw	Dishwasher	hc	Hosecock	OP	Overflow pop
shr.	Shower	W1	Wall type 1	HOP	Hopper
s	Sink	PS	plumbing stack		
t	Laundry tub	MF	metal flashing		
vb	Vanity basin				

Refer to General Notes For Details

All structure shown as graphic representation: please refer to structural engineering package for exact details of footings, concrete slab, timber framed floors, wall & roof framing

Notes

- Do not scale this drawing. All dimensions are to be verified on site and any discrepancies reported before commencement of any work or shop drawings
- All new windows and doors sizes indicated are to structural openings and to be site measured. Window style/ detailing and opening sash locations to be confirmed and approved by owner prior to fabrication. All new windows require means of escape with an unobstructed openable area of 0.33sq.m. and at least 450mm high and 450mm wide. The bottom of the openable area should not be more than 1100mm above floor level. All windows to achieve the minimum U values specified in the British Standards.
- All floors (suspended or on ground) walls and roofs are to be insulated and achieve at least the minimum U values listed under Approved Document Part L of the British Regulations.
- Confirm all finishes and materials with owner.
- Provide DPC 150mm min. above natural ground to all masonry walls.

*****All works to be constructed in accordance with accredited construction details*****

NOTES

Do not scale this drawing. All dimensions are to be verified on site and any discrepancies reported before commencement of any work or shop drawings.

These drawings are for the purpose of achieving building regulations approval only and subject to final review/approval by building control. All drawings must be read in conjunction with structural engineers design, drawings and calculations.

Issue/ Rev	Description	Date
#	Initial Issue	13.01.20

CUBIK DESIGN LTD
07940 123 631
info@cubikdesign.co.uk

FOR PLANNING/ BUILDING CONTROL APPROVAL

Client

Katy-Louyse Tottman & Alex Moore

Project Description

9 Roseleigh Avenue, Burnage

Project Number **ROS009**

Drawing Title

Sections

Drawing Number **TP09**

Scale **1:100 @ A3**