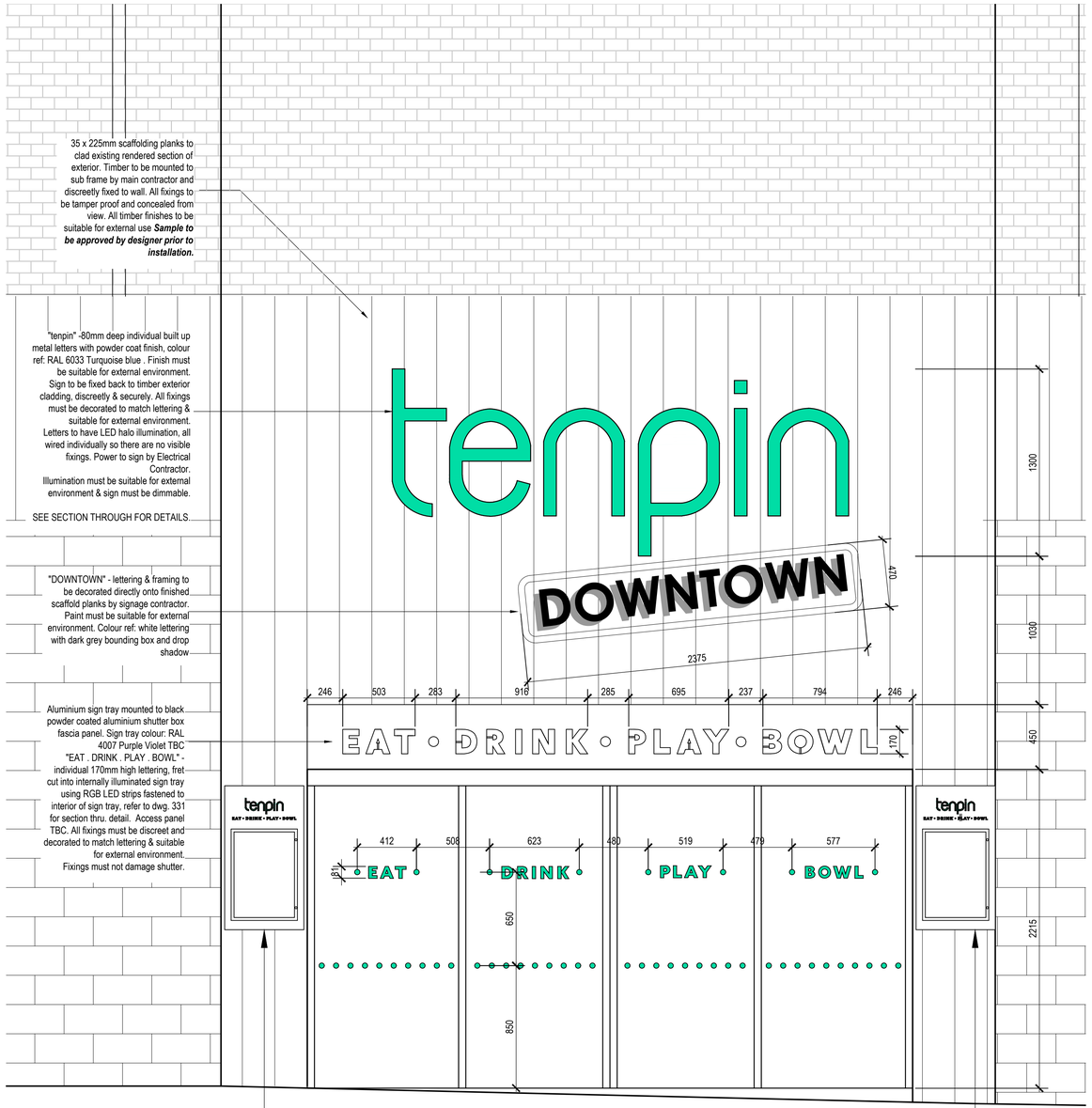

External Elevation
Scale 1:20 @ A1

ALL DIMENSIONS ARE APPROXIMATE AND FOR COSTING REFERENCE ONLY. FINAL DIMENSIONS TO BE CONFIRMED ON SITE BY MAIN CONTRACTOR PRIOR TO CONSTRUCTION. PROPORTIONS OF TEXT MUST BE AS PER TENPIN BRANDING. DRAWING TO BE READ IN CONJUNCTION WITH DWG. 331.

ALL FINISHES, FIXTURES AND FITTINGS TO BE SUITABLE FOR EXTERNAL USE. ALL LIGHTING TO BE SUITABLY IP RATED FOR EXTERNAL USE

TIMBER FINISH SAMPLES TO BE APPROVED BY DESIGNER PRIOR TO MANUFACTURE

ALL SIGNAGE WORK TO BE UNDERTAKEN BY NOMINATED SIGN CONTRACTOR UNLESS OTHERWISE STATED.

REMOVAL OF EXISTING EQUIPMENT, MAKING GOOD OF SURFACES AND INSTALLATION OF TIMBER CLADDING BY MAIN CONTRACTOR.

POWER SUPPLY TO PROPOSED SIGNAGE BY ELECTRICAL CONTRACTOR TO SIGNAGE CONTRACTOR SPECIFICATION. TO BE CONNECTED BY SIGNAGE CONTRACTOR

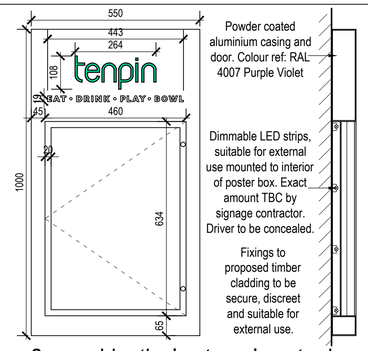

2 x no. identical external poster boxes
Elevation & Section thru.
Scale 1:10 @ A1

550 x 1000mm (portrait) 80mm deep, aperture cut, aluminium fabricated casing RAL 4007 Purple Violet powder coated finish, ***contractor to supply sample of finish for designer approval,*** backed with opal acrylic.
10mm push through "tenpin" logo & sub text, faced with corporate printed green vinyl. Fabricated door with 40mm rim x 30mm deep, to receive matching powder coated finish to casing, backed with 5mm clear UV stable polycarbonate. Casing backed with 3mm opal polycarbonate removable backing, fixed with wing nuts. Door fixed on internal Z brackets via stainless steel piano hinge, full fabricated back box, painted inside and out white, internally lit LED modules with concealed driver. Door locked with 2 x no. cam lock (2 keys). Fixed to proposed timber cladding @ 1100mm from ground level to underside of poster box, using concealed fixings suitable for external use.

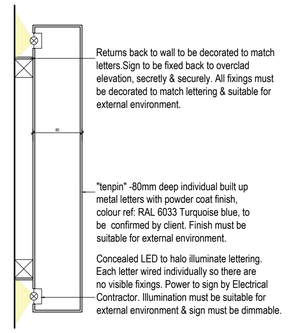

Typical Section through "tenpin"
Scale 1:5 @ A1



Reference Image As Existing
Not to Scale



Reference Image As Proposed
Not to Scale

REVISION	DATE
Rev A Large chevron motifs painted to exterior cladding.	07.10.19
Rev B Updated to expanded signage scheme.	14.10.19
Rev C Specification of lettering above entrance changed.	16.10.19
Rev D Side panels amended (JW)	31.10.19
Rev E Scheme updated (JW)	05.12.19
Rev F Amendments to annotations	06.12.19
G Construction Issue	19.12.19

bignell shacklady ewing
Architects Interior Designers
95 Spencer Street, Birmingham, B18 6DA
0121 523 1121 | www.bignellshackladyewing.com

Client
TENPIN

Job
PRINTWORKS MANCHESTER

Drawing Title
PROPOSED EXTERNAL SIGNAGE DETAILS

Scale
AS SHOWN

Date
SEPT 2019

Drawn By
EE

Job Number
2019-1747

Drawing Number.
1747-330G

Status
Construction Issue

Copyright is reserved by them and the drawing is issued on the condition that it is not copied either wholly or in part without the consent in writing of Bignell Shacklady and Ewing Ltd. Figured dimensions to take preference over those scaled. All dimensions to be checked on site before commencement of any work or shop drawings. This drawing is to be read in conjunction with the specification when existing.

RIBA Chartered Practice