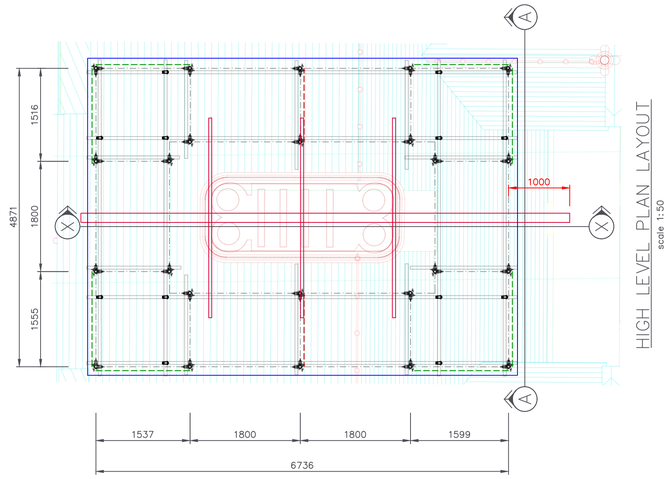

HIGH LEVEL PLAN LAYOUT
scale 1:50

LOW LEVEL PLAN LAYOUT
scale 1:50

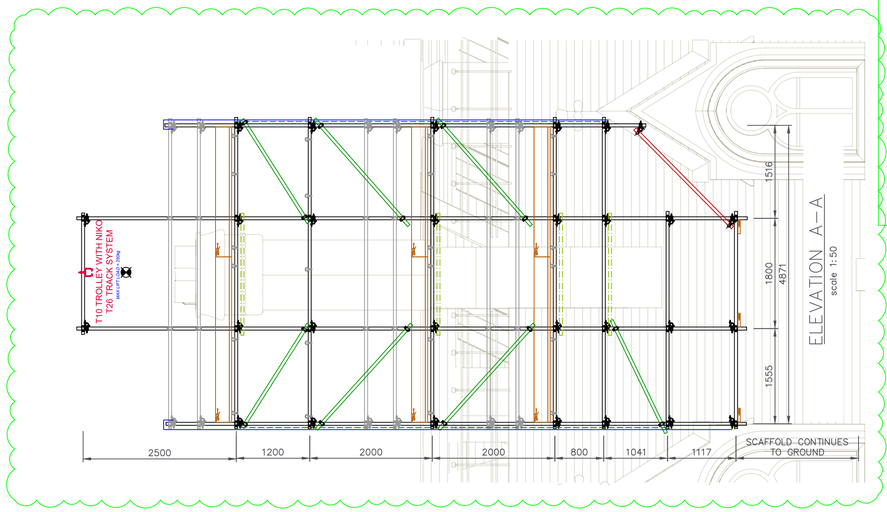

ELEVATION A–A
scale 1:50

LEGEND

- Structural Steel
- Scaffold Beams
- Timber Products / Scaffold Boards
- Building Line
- Facade Brace (Plan, Section)
- Kentledge Hatch
- Ledger Brace (Plan, Elevation)
- Plan Brace (Plan, Section, Elevation)
- Scaffold Centre Line (Plan)
- 48.3mm Diameter Scaffold Tube
- Cladding Material (Sheeting / Netting)
- Splice Detail
- Supplementary Coupler / Check Fitting
- Tie Location (Plan, Section, Elevation)
- Puncheon
- Upright Cut Off
- Residual Risk
- Ledger Brace (Elevation, Section)
- Facade Brace (Elevation, Section)

* Some of the above 'key' items may not be present in design but are indicated on all designs for conformity.

SECTION X–X
scale 1:50

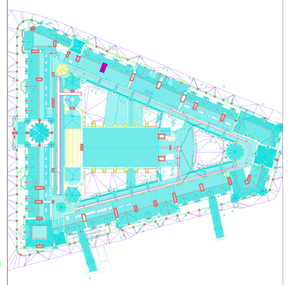

GENERAL NOTES

BASIS OF DESIGN

1. This drawing is the exclusive property of Lyndon Scaffolding plc. No unauthorised use, copy or disclosure is to be made without prior written consent and is to be returned on request.
2. This drawing has been prepared from information supplied to us by, or on behalf of the client, who should check that his requirements have been correctly interpreted and that the scaffold location, loadings, dimensions, lift height, bay sizes, erection / striking sequences etc are as required and practicable.
3. This design has been produced using the drawing(s) listed below: Site sketch.
4. Unless stated otherwise the scaffold has been designed using principles of BS EN 12811-1 and TG20:13.
5. Wind loads have been calculated in accordance with BS EN 1991-1-4 and UK national annex.
6. All dimensions are in mm and centre to centre unless otherwise stated.
7. Written dimensions shall take precedence over scaled dimensions. The client must verify all site dimensions and notify Lyndon Scaffolding plc of any discrepancies. This drawing must not be scaled.

IMPOSED LOADS

8. The client is to ensure that the existing structure, its fabric and/or the ground will safely support the extra imposed loads, or supply new, for the loads as shown on this drawing or associated calculations. This includes but not limited to foundations and tie locations.
9. The client must ensure that all loading(s) are sufficient.
   Maximum imposed load on platform(s) 2.00kN/m² applied to 1No platform
   Maximum lift load 250kg

MODIFICATION

10. The client or his agent shall make no alteration to the structure detailed in this document without prior written permission from Lyndon Scaffolding plc.
11. The client or his agent is to maintain all tie and transom butt positions to ensure they are capable of resisting the required horizontal and lateral loads.
12. The client or his agent shall not add sheeting to the structure unless already shown.
13. The client or his agent shall not remove any ties or braces without prior written permission from Lyndon Scaffolding plc .

LYNDON-SGB REF: **CRE-11054-004-7** | Rev: B

WORKING DRAWING FOR LENDLEASE APPROVAL

CDM REGULATIONS 2015
THE CONSTRUCTION (DESIGN AND MANAGEMENT) REGULATIONS 2015, REGULATIONS 9 & 15 REQUIRE THAT WE MAKE THE CUSTOMER AWARE OF THEIR DUTIES IMPOSED BY THE REGULATIONS. GUIDANCE ON YOUR DUTIES IS PUBLISHED BY THE HSE IN THE FORM OF AN APPROVED CODE OF PRACTICE.

FOR HAZARDS ASSOCIATED WITH THE ERECTION OF THE SCAFFOLDING, REFER TO THE LYNDON SCAFFOLDING OPERATIONAL RISK ASSESSMENT PRODUCED FOR THIS CONTRACT.

THE SCAFFOLD SUPERVISOR IS TO ENSURE THAT A SAFE SYSTEM OF WORKING IS ADOPTED AT ALL STAGES OF THE SCAFFOLDING ERECTION AND DISMANTLE.

THE SCAFFOLD SHOULD BE ERECTED AND DISMANTLED IN ACCORDANCE WITH THE RECOMMENDATIONS OF TG20:13 AND SG4:15. GUARDRAILS AND BOARD BEARER TRANSOMS SHOULD BE PROVIDED ON ALL WORKING AND NON-WORKING LIFTS.

REV	DESCRIPTION	DRAWN	CHECKED	DATE
P02	TITLE PAGE UPDATED & ELEVATION, SECTION ADDED	A.H	R.W.B	14.08.19
P01	COMMENTS RECEIVED	A.H	R.W.B	01.08.19
-	FIRST ISSUE	A.H	C.P	25.07.19

Lyndon SGB
BY BRAND BAFWAY

TITLE: PROPOSED ACCESS SCAFFOLD
CHIMNEY 6
PLAN, SECTION & ELEVATION
MANCHESTER TOWN HALL.

LyndonSGB
Valepits Road
Garretts Green
Birmingham B33 0TD
Tel: 0121 789 7979
Fax: 0121 790 7034

CLIENT: LEND LEASE

DRAWN: A.Hudson | CHECKED: C.Pickworth

DATE: 30th July 2019 | SCALE: 1:50 @ A1

DRAWING STATUS: S3

DRAWING NUMBER: OTH-BEL-TH-RF-DWG-X-0072 | Rev P02