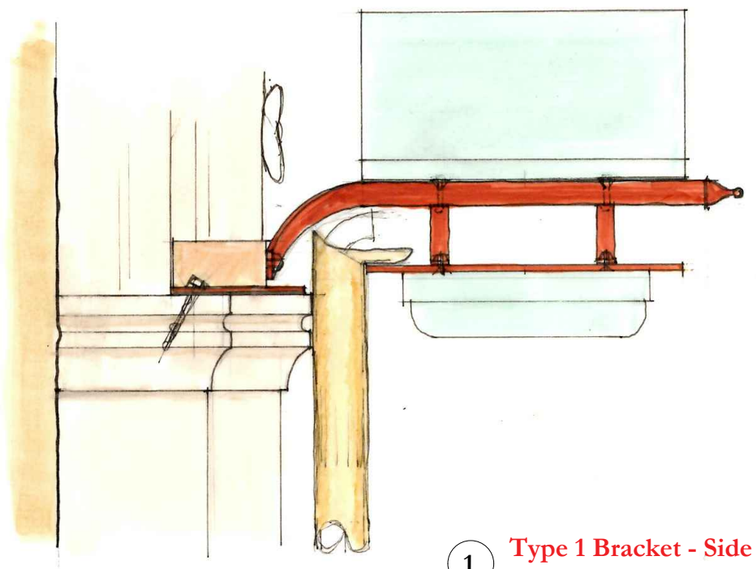

1 **Type 1 Bracket - Side view**
Scale: 1:5

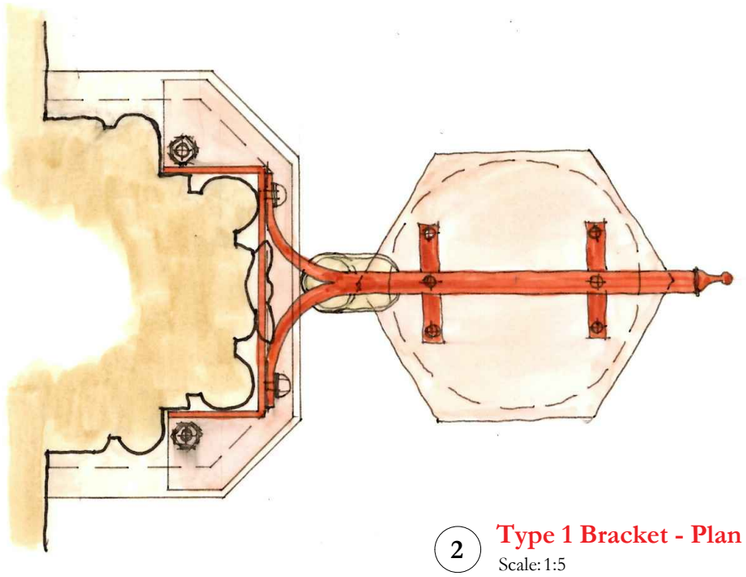

2 **Type 1 Bracket - Plan**
Scale: 1:5

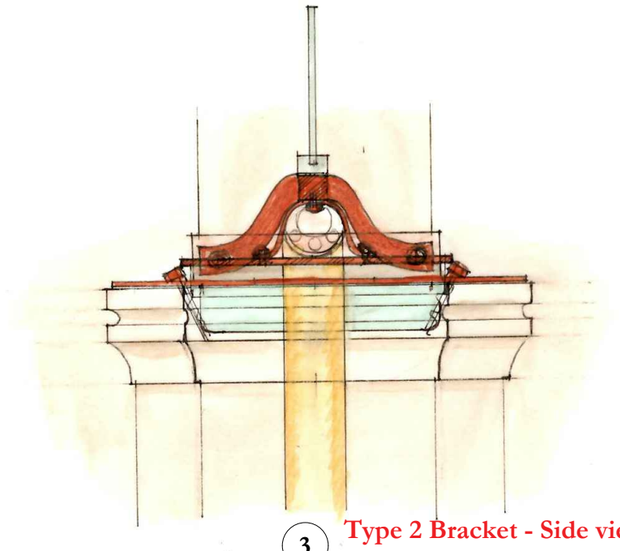

3 **Type 2 Bracket - Side view**
Scale: 1:5

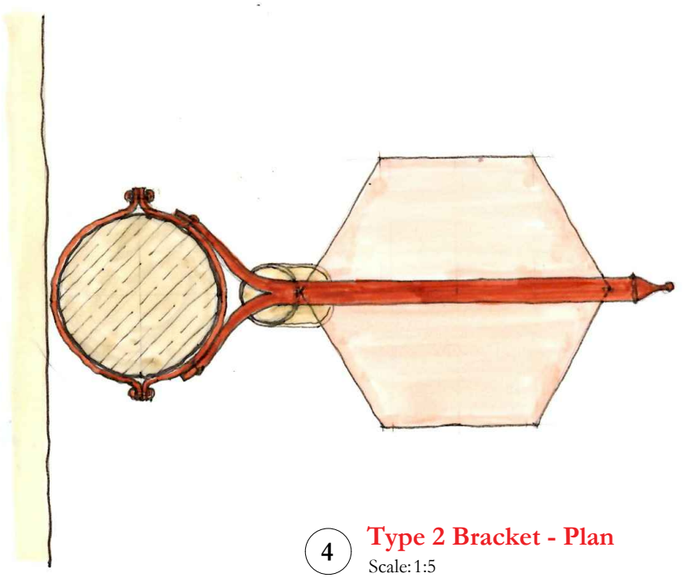

4 **Type 2 Bracket - Plan**
Scale: 1:5

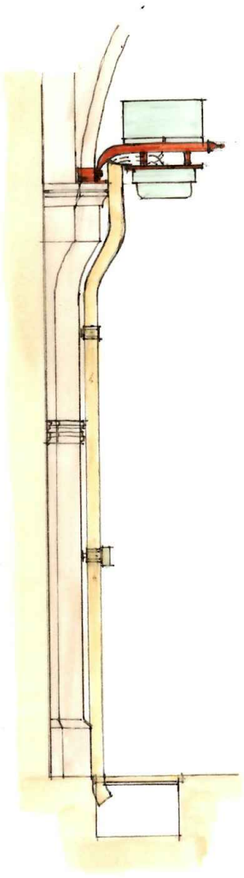

5 **Type 2 Bracket - Elevation**
Scale: 1:20

Scale Bars to be used as guidance only - refer to sheet size below

1:100 mm 1000 2000 3000 4000 5000
1:200 mm 1000 2000 3000 4000 5000
1:500 M 0 5 15 25 35
1:1250 M 0 30 50 70 90

Notes:
Drawings are based on survey data and may not accurately represent what is physically present.
Do not scale from this drawing. All dimensions are to be verified on site before proceeding with the work.
All dimensions are in millimeters unless noted otherwise.
Purcell shall be notified in writing of any discrepancies.

General Notes:

1. This drawing for planning purposes only and shall be read in conjunction with all other relevant drawings and documents.

2. Information is based on Revit model:-

OTH-PUR-ZZ-ZZ-M3D-A-0009

3. All setting out is to be confirmed on-site prior to construction.

4. All proprietary products to be used strictly in accordance with the manufacturer's specification and details.

ISSUE	DATE	APPROVED	DRAWN	DESCRIPTION
-	08/10/2019	DH	JC	For LBC/Planning

OUR TOWN HALL PROJECT

PURCELL

Project Office, Room 308, Town Hall, MANCHESTER M60 2LA
+44 (0) 7970 097 432
www.purcelluk.com

PROJECT STATUS	RIBA STAGE 4
CLIENT	MANCHESTER CITY COUNCIL
PROJECT	OUR TOWN HALL
DRAWING TITLE	Services support bracket
SIZE & SCALE	A3: As indicated
DRAWING STATUS	FOR REVIEW AND COMMENT
JOB NUMBER	236959
DRAWING NO.	REV
OTH-PUR-TH-ZZ-DWG-A-5706	-

© PURCELL 2019. PURCELL ® IS THE TRADING NAME OF PURCELL ARCHITECTURE LTD.

16/07/2019 09:41:13