DO NOT SCALE

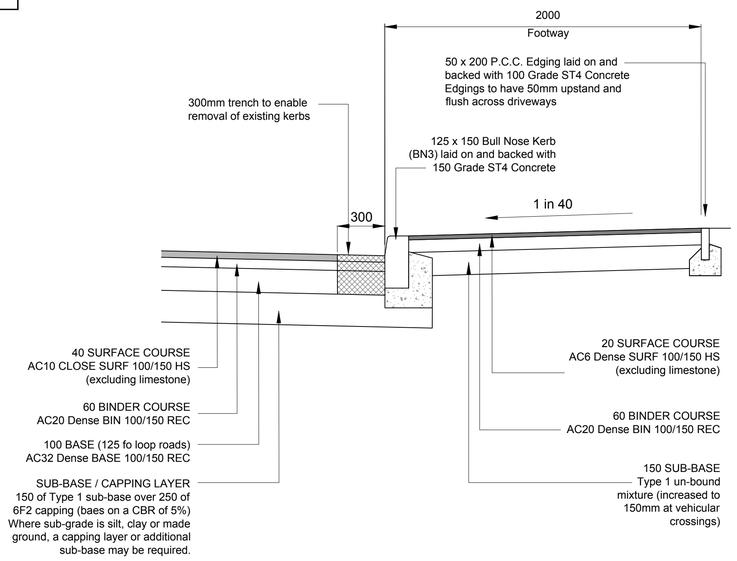

EXISTING ADOPTED FOOTWAY TO BE RECONSTRUCTED (INC. NEW KERBS AND EDGINGS)

SCALE 1:20

Note:
Bond coat to be used when jointing into existing road surfacing.

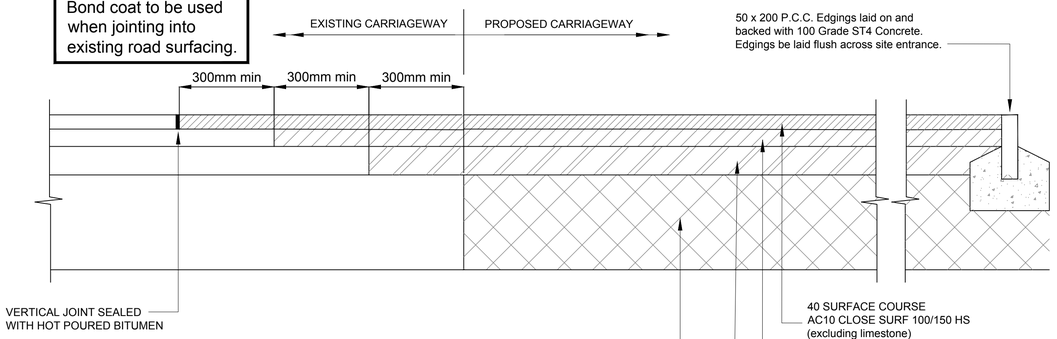

SECTION THROUGH NEW SITE ENTRANCE

SCALE 1:20

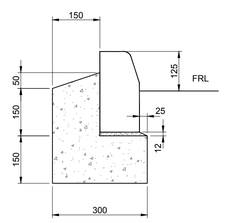

HB2
125 x 255 Precast Concrete
Half Battered Kerb

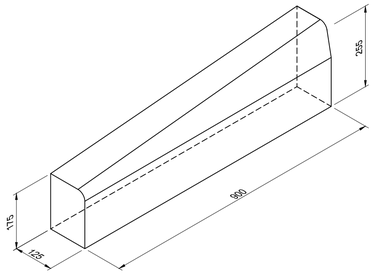

Precast Concrete Transition Kerb
125 x 255 Half Battered to 125 x 150 Bullnosed

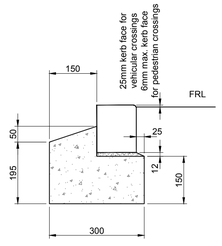

BN
125 x 150 Precast Concrete
Bullnosed Kerb

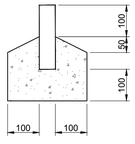

EF
51 x 203 Precast Concrete
Square Edging

KERBS NOTES:
1. All dimensions in mm.
2. Concrete bed and backing to be grade ST4. All concrete to BS 8500 and BS EN 206-1.
3. Kerbs to be hydraulically pressed to BS 340 (check current BS).
4. Formwork to be used for all vertical faces of concrete.
5. FRL = Finished Road Level

KERBING AND EDGING DETAILS

N.T.S UV STD.1100.01

SUBGRADE CBR (%)	CAPPING LAYER ()	SUB-BASE ()	OVERALL THICKNESS ()
2	450	150	600
2.5	400	150	550
3	350	150	500
4	300	150	450
5	250	150	400
8	210	150	360
10	180	150	330
15	150	150	300

The above table is for guidance purposes only and is based on Figure 3.1 of the Design Manual for Roads and Bridges - Volume Section 7 Section 2 - Part 2). UVPL require CBR tests on top of the sub-base layer and minimum CBR of 30% must be achieved at each test location.

Notes

1. All dimensions are in millimeters unless otherwise shown
2. All works to be in accordance with Salford City Council's 'Adoptable Residential Roads Specification' & Standard Details, and as agreed with a Council's representative.
3. The final thickness of sub-base materials required shall be determined by on site tests to the approval of the Engineer Soft spots below formation and unsatisfactory sub-grade materials shall be excavated and replaced with selected filling Type 1 material to formation level
4. Bitumen Materials shall comply with BS EN 13108-1
5. Where possible with the contraints of technical performance, recyled materials to be used, i.e recycled Type 1 sub base, recycled macadam base course.
6. CBR's to be carried out to Salford City Council's specification prior to capping/sub-base construction.
7. Frost susceptible sub-grades must have at least 450mm of non-frost susceptible cover.
8. All adoptable highway works are to be carried out to the satisfaction of the Local Authority Highways Inspector.
9. All adoptable highway formation levels are to be to Local Authority Approval. Contractor is to carry out CBR tests of proposed formation prior to commencement.

APPROVAL

Rev.	Date	Revision	By	Appd.

coopers
chartered consulting engineers
Park House
Sandpiper Court
Chester Business Park
Chester
CH4 9QU
Tel: 01244 684910
Fax: 01244 684911
Email: admin@coopers.co.uk
Web: http://coopers.co.uk

Client

BRANLEY HOMES LTD

Project

Northern Moor Clinic
Wythenshawe

Title

Highway Construction Details

DRAWING NUMBER

7227 / 04

SCALE at A1	1:20	
DATE	31.01.20	REVISION
DRAWN	PW	-
CHECKED	AJ	

© Copyright The original of this drawing contained coloured symbols and/or features. Any black and white reproduction should not be relied upon.