PROPOSED WORKS

EXISTING 2No. 6-PORT ATR4518R3 ANTENNAS (SECTOR 1 & 2) TO BE REPLACED WITH 2No. NEW 14-PORT AOC4518R8v06 ANTENNAS ON NEW SUPPORT POLES. EXISTING 1No. ATR4518R3 (SECTOR 3) TO BE RETAINED.

EXISTING 3No. 2-PORT KAT 742215 ANTENNAS TO BE RETAINED.

EXISTING 1No ANTENNA BREAKOUT BOX TO BE RELOCATED FROM HANDRAIL ONTO NEW FREESTANDING FRAME.

PROPOSED 1No ANTENNA BREAKOUT BOX TO BE MOUNTED ONTO NEW FREESTANDING FRAME.

EXISTING 2No. 3262 RRH'S AND PROPOSED 4No. 5507 RRH'S TO BE MOUNTED ONTO NEW FREESTANDING FRAME.

PROPOSED 1No. BTS BREAKOUT BOX & EXISTING 2No. BTS BREAKOUT BOXES TO BE MOUNTED ONTO NEW 76ø 1.2m SUPPORT POLE CLAMPED TO EXISTING STEEL.

PROPOSED 2No. 5258 RRH'S TO BE MOUNTED ONTO NEW ANTENNA SUPPORT POLES BETWEEN BRACKETS

1No. HUAWEI RECTIFIER TO BE INSTALLED WITHIN EXISTING BTS3900A

NEW APM5930 (AC) CABINET ON NEW 200mm HIGH MK2 PLINTH TO BE INSTALLED ON EXISTING STEEL

NEW 50A BREAKER C/W 10mm SWA TO BE INSTALLED WITHIN EXISTING DISTRIBUTION BOARD FOR NEW APM5930 AC SUPPLY.

EXISTING BTS3900A RFC VER.C TO BE REPLACED WITH NEW RFC VER.D ON MK2 200mm HIGH PLINTH

DEPENDENCY	REQUIRED	OUTCOME
LOS required?	N/A	N/A
Asbestos report	Yes	Report Required-Requested
Building Regulations	N/A	N/A
Electrical survey	N/A	N/A
GDC required?	N/A	N/A
Structural survey/ Calcs/Conformity?	Yes	In Progress
Rigging survey?	N/A	N/A
GRP required?	N/A	N/A
REC type	100A SINGLE PHASE	Upgrade required
Cooling Check	N/A	N/A Outdoor units
ICNIRP Conformity	Yes	Complies to RAN54000 without control
FIXIT submitted?	N/A	N/A
CR (change request)?	N/A	N/A
Other	N/A	N/A

EXCLUSION ZONES CONFORM TO THE ICNIRP REFERENCE LEVEL FOR LIMITED EXPOSURE TO MEMBERS OF THE GENERAL PUBLIC

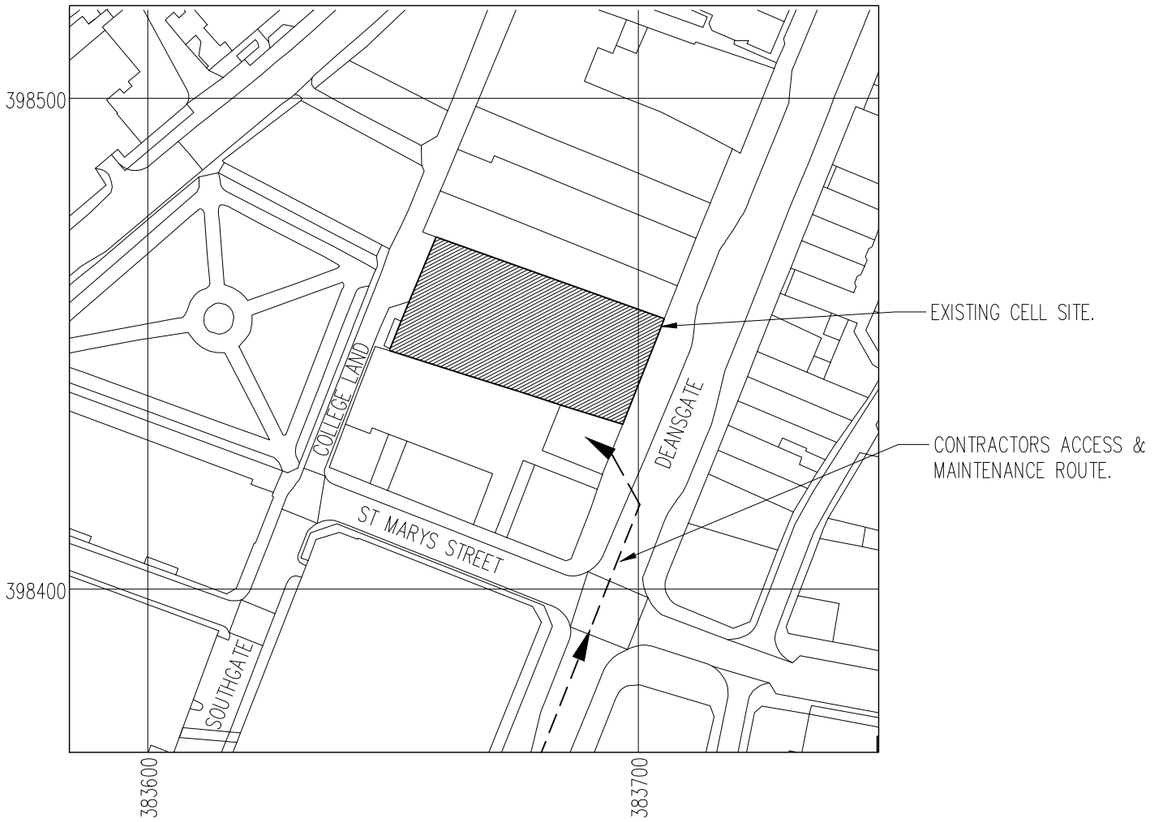

LOCATION PLAN

NGR E 383690
NGR N 398440

SCALE 1:1250

REPRODUCED FROM ORDNANCE SURVEY PROMAP DATA © CROWN COPYRIGHT 2019
LICENCE NUMBER 100022432

0m 10m 50m

ALL DIMENSIONS IN MILLIMETRES UNLESS NOTED OTHERWISE

OD TICKET RAISED FOR CRACKING IN BRICKWORK AT SECTOR 3 LOCATION

No.	Revision	Date	By	ckd
A1	PRELIMINARY ISSUE FOR COMMENT	04.04.19	MA	ATW

MBNL

HUAWEI

WHP Telecoms Ltd
Unit 1 Maple Park
Lowfields Road, Leeds
LS12 6HH

Tel: 0113 3023550 Fax: 0113 2876834
e-mail: info@whptelecoms.com

Site Name & Address:
INTERNATIONAL HOUSE
82-86 DEANSGATE ,MANCHESTER,
GREATER MANCHESTER, M3 2ER

Title:
PROPOSED TELECOMMUNICATIONS
ROOFTOP UPGRADE
SITE LOCATION

Purpose of Issue:
APPROVAL

Drawing No:
MAN042 - 01

Cell ID:	Site ID:	MBNL ID:
56017	919661	MAN042

Issue:	Scale:	Drn:	Date:	Ch'd:	Date:	App:	Date:
A1	AS STATED	MA	03.04.19	ATW	04.04.19	ATW	04.04.19

100mm
50mm
10mm
A3

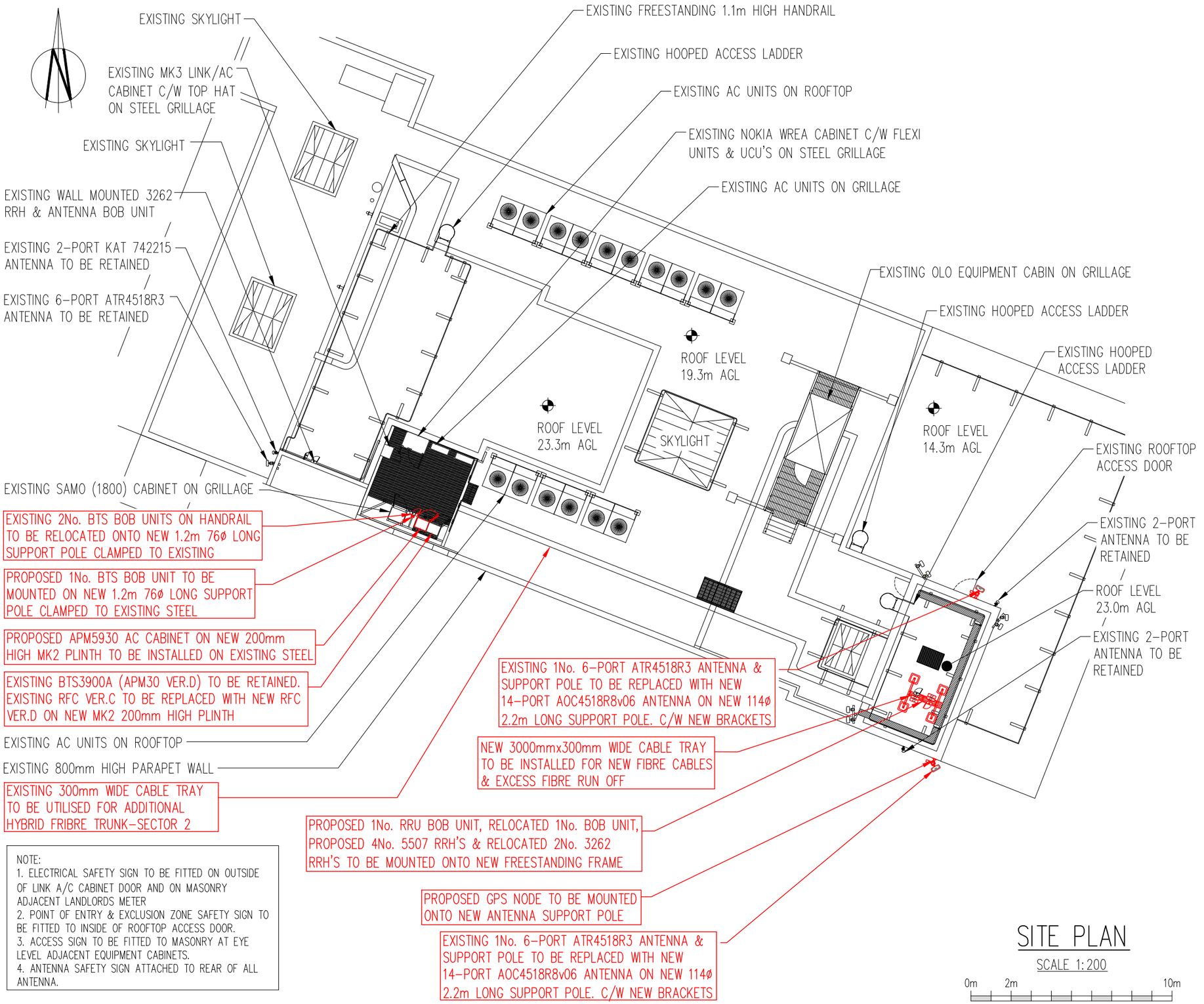

NOTE:
1. ELECTRICAL SAFETY SIGN TO BE FITTED ON OUTSIDE OF LINK A/C CABINET DOOR AND ON MASONRY ADJACENT LANDLORDS METER
2. POINT OF ENTRY & EXCLUSION ZONE SAFETY SIGN TO BE FITTED TO INSIDE OF ROOFTOP ACCESS DOOR.
3. ACCESS SIGN TO BE FITTED TO MASONRY AT EYE LEVEL ADJACENT EQUIPMENT CABINETS.
4. ANTENNA SAFETY SIGN ATTACHED TO REAR OF ALL ANTENNA.

SITE PLAN

SCALE 1:200

EXISTING BTS3900A CABINET TO BE SHIFTED OVER 150mm TO THE LEFT TO ALLOW INSTALLATION OF NEW APM5930 AC CABINET

NOTE: PROPOSED 2No. 5258 RRH'S TO BE MOUNTED ONTO NEW ANTENNA SUPPORT POLES BETWEEN BRACKETS

NOTE: EXISTING 2No. 3262 RRH'S & 1No. ANTENNA BOB UNIT ON HANDRAIL TO BE RELOCATED ONTO NEW FREESTANDING FRAME

NEW ANTENNA SUPPORT POLES & BRACKETS (SECTOR 1 & 2). REFER TO DRAWING MAN042-12 FOR DETAILS

No.	Revision	Date	By	ckd
A1	PRELIMINARY ISSUE FOR COMMENT	04.04.19	MA	ATW

MBNL

HUAWEI

WHP Telecoms Ltd
Unit 1 Maple Park
Lowfields Road, Leeds
LS12 6HH
Tel: 0113 3023550 Fax: 0113 2876834
e-mail: info@whptelecoms.com

Site Name & Address:
INTERNATIONAL HOUSE
82-86 DEANSGATE ,MANCHESTER,
GREATER MANCHESTER, M3 2ER

Title:
PROPOSED TELECOMMUNICATIONS ROOFTOP UPGRADE SITE LAYOUT

Purpose of Issue:
APPROVAL

Drawing No:
MAN042 - 02

Cell ID:	Site ID:	MBNL ID:
56017	919661	MAN042

Issue:	Scale:	Drn:	Date:	Ch'd:	Date:	App:	Date:
A1	AS STATED	MA	03.04.19	ATW	04.04.19	ATW	04.04.19

100mm
50mm
10mm
A3

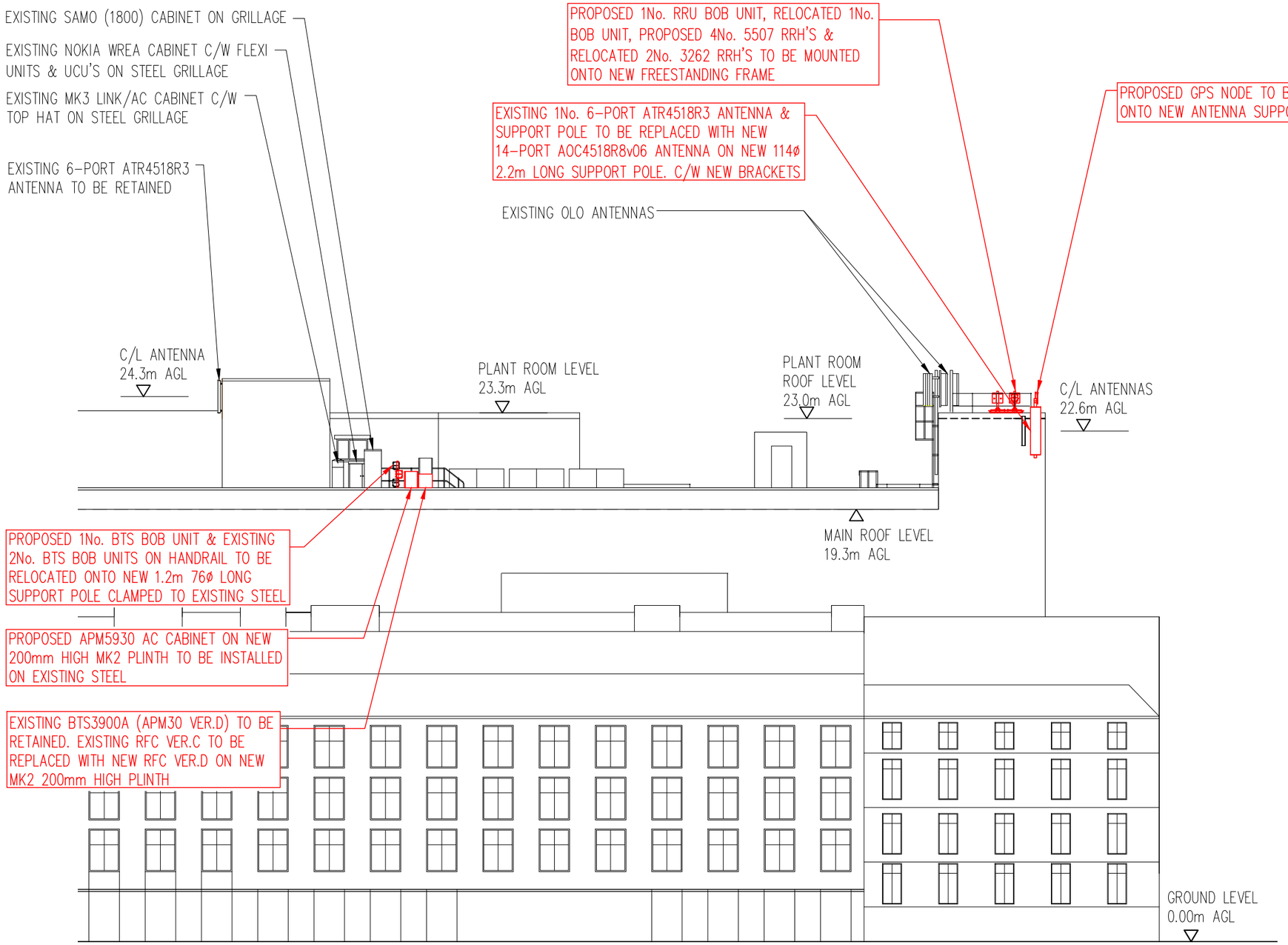

PART SOUTH WEST ELEVATION

SCALE 1:200

0m 2m 10m

EXISTING BTS3900A CABINET TO BE SHIFTED OVER 150mm TO THE LEFT TO ALLOW INSTALLATION OF NEW APM5930 AC CABINET

NOTE: PROPOSED 2No. 5258 RRH'S TO BE MOUNTED ONTO NEW ANTENNA SUPPORT POLES BETWEEN BRACKETS

NOTE: EXISTING 2No. 3262 RRH'S & 1No. ANTENNA BOB UNIT ON HANDRAIL TO BE RELOCATED ONTO NEW FREESTANDING FRAME

NEW ANTENNA SUPPORT POLES & BRACKETS (SECTOR 1 & 2). REFER TO DRAWING MAN042-12 FOR DETAILS

No.	Revision	Date	By	ckd
A1	PRELIMINARY ISSUE FOR COMMENT	04.04.19	MA	ATW

MBNL

HUAWEI

WHP Telecoms Ltd
Unit 1 Maple Park
Lowfields Road, Leeds
LS12 6HH

Tel: 0113 3023550 Fax: 0113 2876834
e-mail: info@whptelecoms.com

Site Name & Address:
INTERNATIONAL HOUSE
82-86 DEANSGATE ,MANCHESTER,
GREATER MANCHESTER, M3 2ER

Title:
PROPOSED TELECOMMUNICATIONS ROOFTOP UPGRADE SITE ELEVATION

Purpose of Issue:
APPROVAL

Drawing No:
MAN042 - 03

Cell ID:	Site ID:	MBNL ID:
56017	919661	MAN042

Issue:	Scale:	Drn:	Date:	Ch'd:	Date:	App:	Date:
A1	AS STATED	MA	03.04.19	ATW	04.04.19	ATW	04.04.19

100mm 50mm 10mm

A3

EXISTING CABINET DETAILS

NOKIA WREA CABINET C/W FLEXI UNITS & UCU'S
DIMENSIONS: 1260x700x1490 HIGH
MATERIAL: STEEL
COLOUR: GREY

BTS 3900A (1800/2600) (RFC VER.C & APM30 VER.D)
ON 200 PLINTH
DIMENSIONS: 600x480x1600 HIGH
MATERIAL: STEEL
COLOUR: GREY
COMMENTS: RFC VER.C TO BE REPLACED WITH NEW VER.D
1No. RECTIFIER TO BE INSTALLED IN APM30H VER.D

SAMO CABINET (1800)
DIMENSIONS: 750x600x2080 HIGH
MATERIAL: STEEL
COLOUR: GREY

PROPOSED CABINET DETAILS

3900A RFC VER. D ON 200mm HIGH MK2 PLINTH
DIMENSIONS: 600x480x900 HIGH
MATERIAL: STEEL
COLOUR: GREY

APM5930 (AC) ON NEW 200mm HIGH MK2 PLINTH
DIMENSIONS: 600x480x1000 HIGH
MATERIAL: STEEL
COLOUR: GREY
COMMENTS: PROPOSED 50A BREAKER C/W 10mm SWA CABLE TO BE INSTALLED WITHIN EXISTING DISTRIBUTION BOARD

EXISTING METER CABINET DETAILS

MK3 LINK/AC CABINET C/W TOP HAT EXTENSION
DIMENSIONS: 500x500x1260 HIGH
MATERIAL: STEEL
COLOUR: GREY
COMMENTS: EXISTING 100A SINGLE PHASE

EXISTING RRU & FIBRE SYSTEM DETAILS

QUANTITY: 3No.
MANUFACTURER: HUAWEI
TYPE/REF: RRU3262 (REMOTE RADIO UNIT)
DIMENSIONS: 300x120x400mm
COLOUR: GREY
COMMENTS: MOUNTED ON EXISTING HANDRAIL

QUANTITY: 2No.
MANUFACTURER: COMMSCOPE
TYPE/REF: BOB (BREAKOUT BOX)
DIMENSIONS: 267x102x318mm
COLOUR: GREY
COMMENTS: 1No. WALL MOUNTED
1No. ON EXISTING HANDRAIL TO BE RELOCATED ONTO NEW FREESTANDING FRAME

QUANTITY: 2No.
MANUFACTURER: COMMSCOPE
TYPE/REF: BOB (BREAKOUT BOX)
DIMENSIONS: 267x102x318mm
COLOUR: GREY
COMMENTS: MOUNTED ON HANDRAIL
TO BE RELOCATED ONTO NEW SUPPORT POLE

PROPOSED RRU & FIBRE SYSTEM DETAILS

QUANTITY: 4No.
MANUFACTURER: HUAWEI
TYPE/REF: RRU5507 (REMOTE RADIO UNIT)
DIMENSIONS: 300x170x400mm
COLOUR: GREY
COMMENTS: MOUNTED ON FREESTANDING FRAME

QUANTITY: 2No.
MANUFACTURER: HUAWEI
TYPE/REF: RRU5258 (REMOTE RADIO UNIT)
DIMENSIONS: 300x120x400mm
COLOUR: GREY
COMMENTS: MOUNTED ON ANTENNA SUPPORT POLES

QUANTITY: 1No.
MANUFACTURER: COMMSCOPE
TYPE/REF: BOB (BREAKOUT BOX)
DIMENSIONS: 267x102x318mm
COLOUR: GREY
COMMENTS: MOUNTED ON FREESTANDING FRAME

QUANTITY: 1No.
MANUFACTURER: COMMSCOPE
TYPE/REF: BOB (BREAKOUT BOX)
DIMENSIONS: 267x102x318mm
COLOUR: GREY
COMMENTS: MOUNTED ON NEW 1.2m SUPPORT POLE

PROPOSED SUPPORT STEELWORK DETAILS

QUANTITY: 1No.
76.1ø x3.2 CHS x 1.2m LONG BOB SUPPORT POLE

PROPOSED ANTENNA STEELWORK DETAILS

QUANTITY: 2No.
114ø x6.3 CHS x 2.2m LONG ANTENNA SUPPORT POLES

No.	Revision	Date	By	ckd
A1	PRELIMINARY ISSUE FOR COMMENT	04.04.19	MA	ATW

MBNL

HUAWEI

WHP Telecoms Ltd
Unit 1 Maple Park
Lowfields Road, Leeds
LS12 6HH

Tel: 0113 3023550 Fax: 0113 2876834
e-mail: info@whptelecoms.com

Site Name & Address:
INTERNATIONAL HOUSE
82-86 DEANSGATE ,MANCHESTER,
GREATER MANCHESTER, M3 2ER

Title:
PROPOSED TELECOMMUNICATIONS
ROOFTOP UPGRADE
EQUIPMENT DETAILS

Purpose of Issue:
APPROVAL

Drawing No:
MAN042 – 04

Cell ID:	Site ID:	MBNL ID:
56017	919661	MAN042

Issue:	Scale:	Ch'd:	Date:
A1	AS STATED	ATW	04.04.19
	Drn: MA Date: 03.04.19	App: ATW	Date: 04.04.19

100mm
50mm
10mm
A3