PURPOSE OF ISSUE	PLANNING

Do not scale from this drawing. All information should be checked by the contractor on site before commencing work. Any discreprencies should be reported to the architect immediately. All rights are reserved and are not transferable. Unauthorised reproductions of this drawing are not permitted.

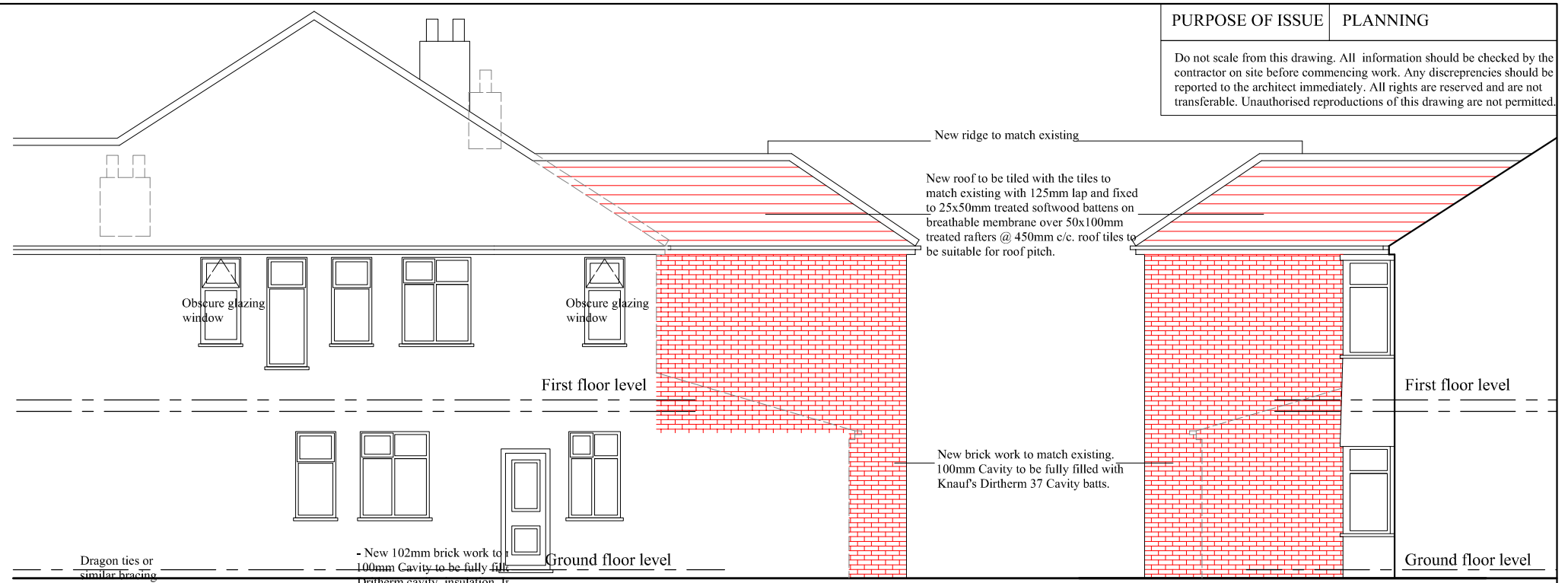

PROPOSED SIDE ELEVATION

PROPOSED REAR ELEVATION

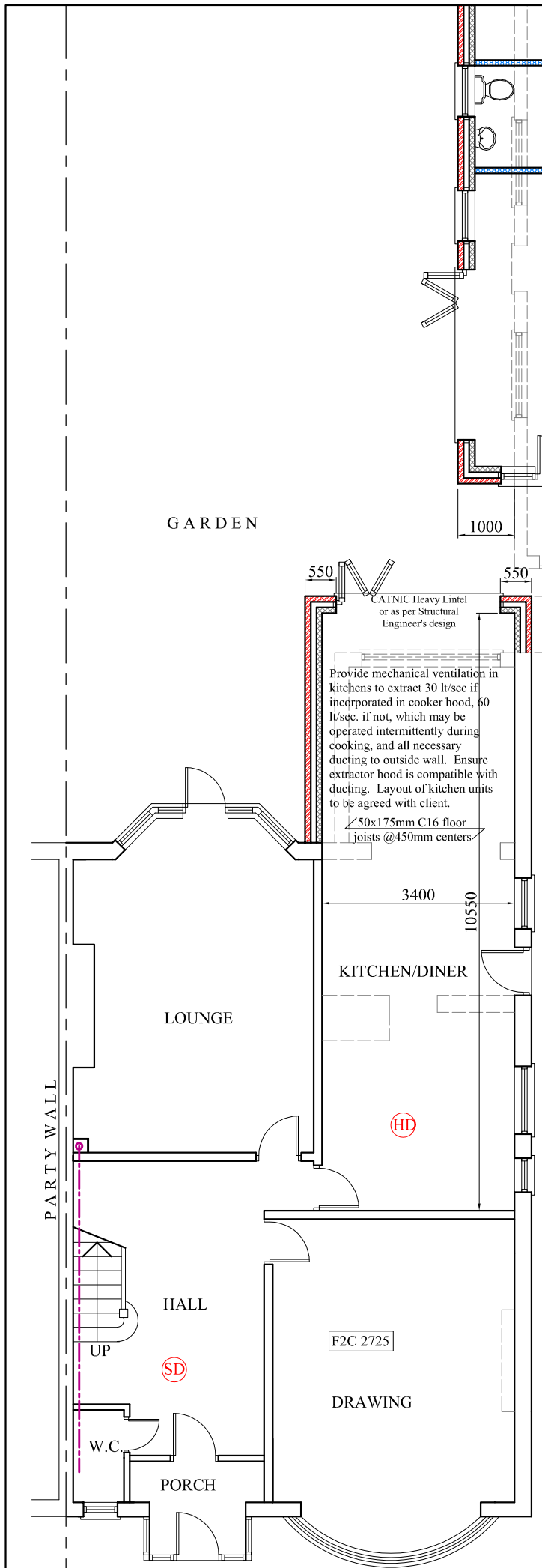

PROPOSED GROUND FLOOR PLAN

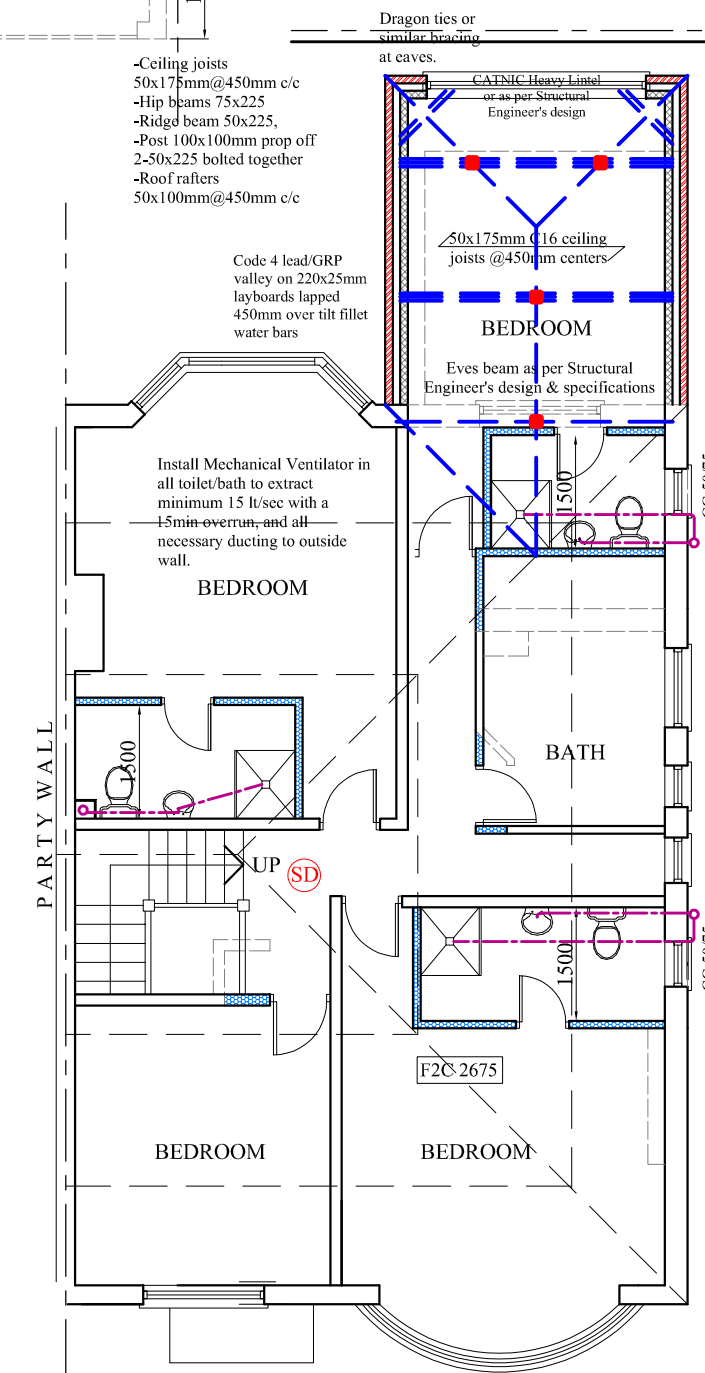

PROPOSED FIRST FLOOR PLAN

- New 102mm brick work to
100mm Cavity to be fully fill
Dritherm cavity insulation, I
work to be 100mm Thermalit
- Proposed external walls inc
appropriate cavity wall ties, a
horizontal and 450mm vertica
(300mm at wall reveals).
- All new windows to use dou
with a 'low-e' soft coating wit
of 0.05. The double glazed pa
separated by a 16mm gap to p
of 1.6w/m²k. Trickle vents to
glazing to critical locations. V
1/20 th of the floor area.
-All stud work to be 12.5mm
either side of 75x50mm softw
@ max. 400mm c/c with gyps
to plasterboard and 100mm 'C
Frametherm' insulation betwe
All plaster and finishing work
good to match existing. Floor
doubled up under partitions.
- Ceiling to be 12.5mm Gypro
Duplex taped and skimmed. I
crown wool insulation betwee
170mm above joists. NOTE -
precautions may be required
cables are covered by insulati
- All internal SVPs to be boxe
layers of 12.5mm plasterboar
be moisture resistant, on 75x5
framework @ max. 400mm c
'QuietZone Acoustic Blanket'
manufacturers specification a
panel to enable rodding of the
pipework to be wrapped in 'Q
Partition Roll'.
- Mid span strutting should be
floor , ceiling & rafter joists.
- Where new brickwork abuts
cavities should be continiuous.
- A cavity tray (300mm wide
provided over the brickwork o
windows opening.
- All internal and external linte
150mm minimum bearing.
- 30x5mmx1.2m galvanized st
used for lateral restraint at top
and roof rafters @ 2m c/c.
- Steel work to Structure Engir
specifications. Boxed in 2 laye
plasterboard or single layer of
-Sockets and switches betweer
1200mm.
- All drainage to the satisfactio
Inspector on site.
- All new gas and heating worl
out by a Gas Safe Registered I
certificate to be provided on c
- All new Electricla work to be
a qualified and competent pers
certificate to be issued on com
works.
- All smoke & heat detectors t
packed, mains powered, hardw
internlinked.

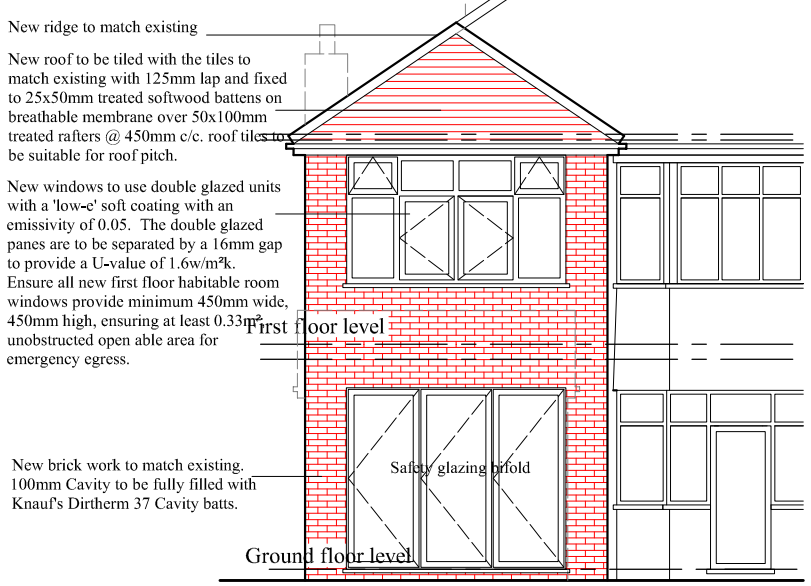

PROPOSED REAR ELEVATION

PROJECT
298, Wilbraham Road, Chorlton

CLIENT
Mr. Mohammed Shafi

DRAWING TITLE
Proposed Plan

JOB No	DRAWING No
-	NA-P02

SCALE	DATE	REVISION
1:100@A3	Oct. 2019	-

t: 0782 895 3405
e: niamat@hotmail.co.uk

na design