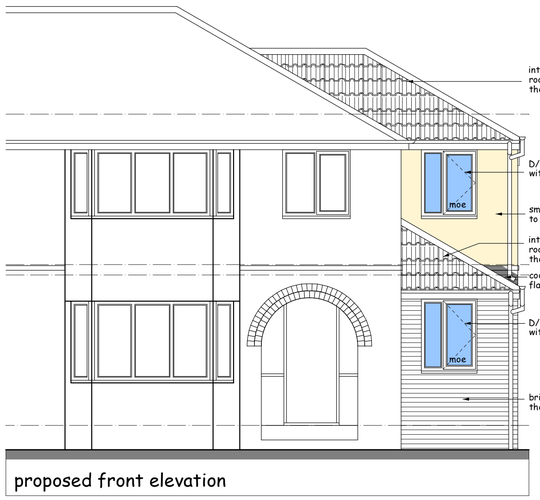

proposed front elevation

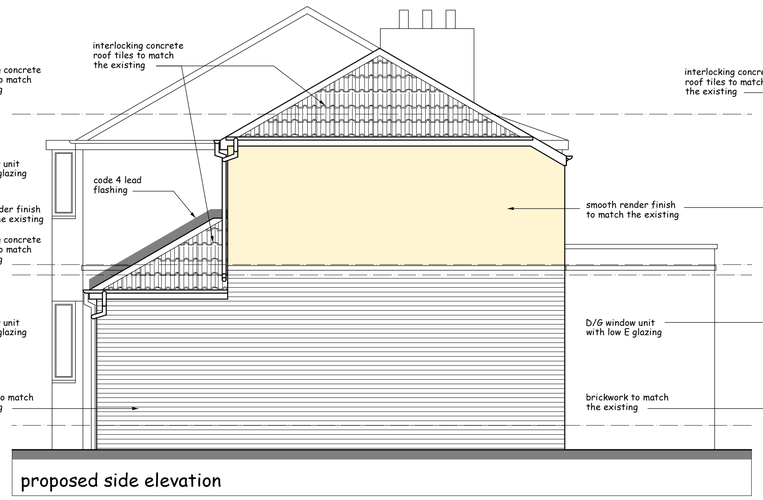

proposed side elevation

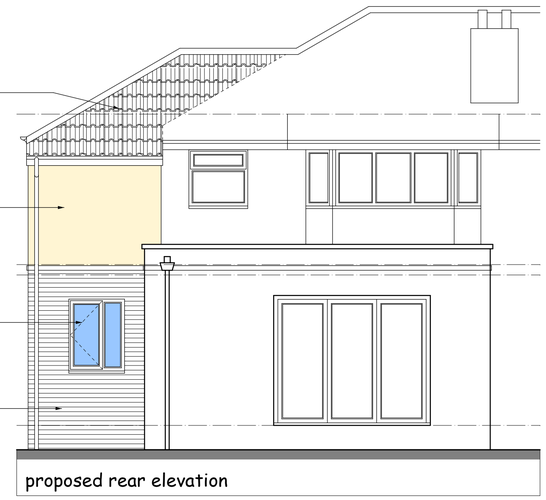

proposed rear elevation

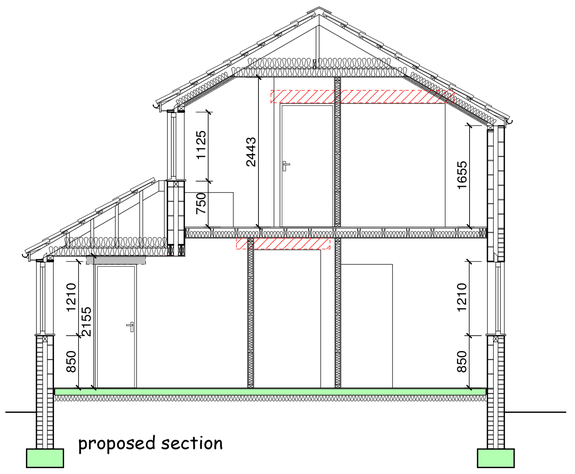

proposed section

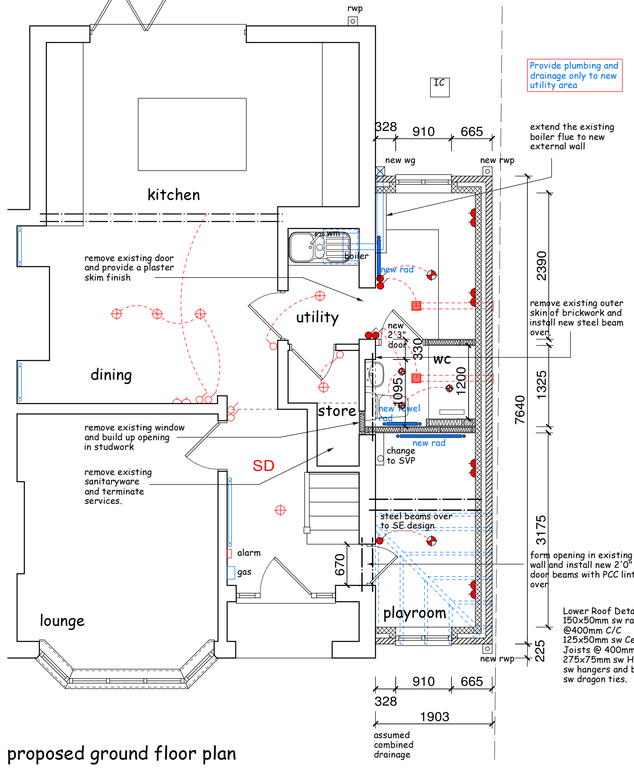

proposed ground floor plan

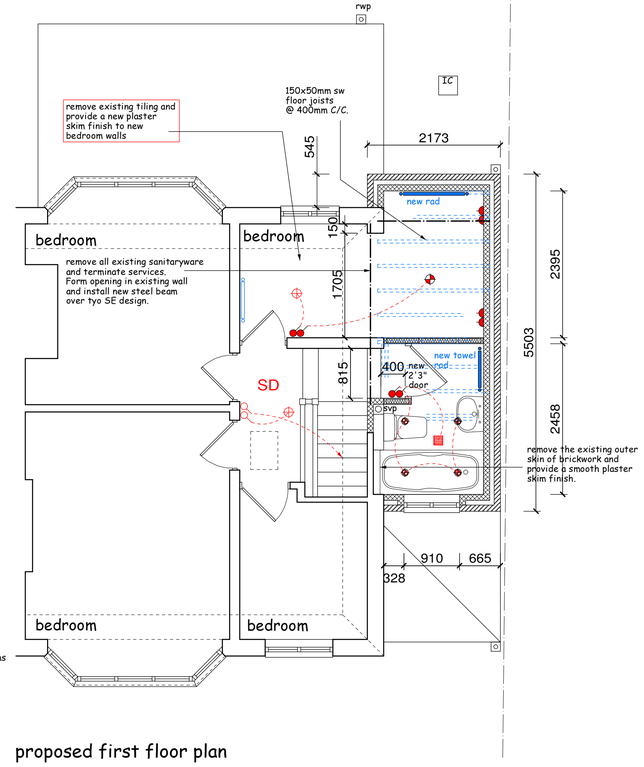

proposed first floor plan

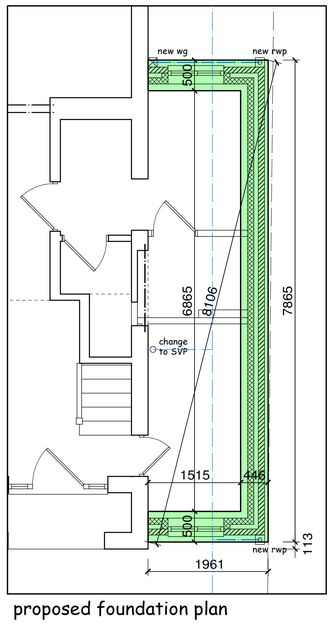

proposed foundation plan

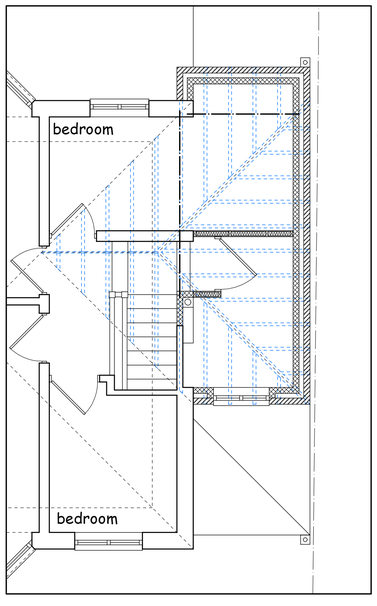

proposed roof plan

Roof Details
150x50mm sw rafters @400mm C/C
125x50mm sw Ceiling Joists @ 400mm C/C
275x75mm sw Hip beams sw hangers and binders sw dragon ties.

Proposed	
Roof Tiles	Ridge
Brickwork	Mortar
SVP	Gutters
Rwp	
Rafters - 100 x 50mm @ 400c/cs	
Ceiling Joists - 100 x 50mm @ 400c/cs	
Flat Roof Joists - 150 x 50mm @ 400 c/cs	
Hipped Rafters - 100 x 50mm @ 400c/cs	
Purlins - 100 x 50mm @ 400c/cs	
Hangers and Binders - 100 x 50mm	
Ridge Size - 150 x 50mm	
Ground Floor Joists - 100 x 50mm @ 400c/cs	
First Floor Joists - 100 x 50mm @ 400c/cs	
Internal Studs - 100 x 50mm @ 400c/cs	
Fascias & Soffits -	

Existing Switch
Proposed New Switch
Existing Pull Cord Switch
Proposed Pull Cord Switch
Existing Fluorescent
Existing Single/Double Power Point
Proposed Single/Double Power Point
Existing Ceiling Light/Pendant/Rose
Proposed Ceiling Light/Pendant/Rose
Mains Downlight. Finish -
Shower Downlight. Finish -
Proposed New Hard Wired Smoke Detector
Existing Spur
Proposed Spur
Existing Cooker Power Point
Proposed Cooker Power Point
Proposed Under Cupboard Tri-Lite
HL Denotes a High Level Power Point
LL Denotes a Low Level Power Point
Existing Extractor In Ceiling
Proposed Extractor in Ceiling
Existing Extractor Through Wall
Proposed Extractor Through Wall
New TV Point
New Tap Position
New Shower Position
New Stop Tap Position
New Cold Water Tap Position
Existing Radiator
New Radiator
New Straight Towel Radiator
New Curved Towel Radiator

Radiator Pipe Diameter - 15mm

Skirting - ??	Architrave - ??

SKIP LOCATION - ??????????
MATERIALS - ??????????
PORTALOO - ??????????

During the construction process of carrying out loft conversions and alteration works to existing properties there is slight risk that cracks may appear in existing ceilings. Additionally "nail pops" (which is the detachment of plaster from the existing nail heads) can also be experienced. Adamson Construction Ltd will take all reasonable precautions to prevent such occurrences and will carry out reasonable repairs to such cracks. However, the company cannot be held responsible for defects in the ceilings, such as existing ceilings which are out of level or are already cracked.

Adamson Construction Ltd suggest that the Customer arranges for the removal of all carpets adjacent to the proposed works for the duration of the contract. Whilst we will undertake reasonable protection measures we can not be held responsible for any renewal or cleaning of carpets left in situ.

The company does not undertake external paving, landscaping or steps.

The company will not be liable for any decoration works to new or existing ceilings, walls & woodwork.

This drawing is the copyright of Adamson Construction Limited and any reproduction in whole or part is strictly forbidden.

Adamson Construction reserve the right to modify and make necessary alterations dependant on site conditions.

Plotted on 05/02/2018

Current Confirmation of Order Date:

THIS DRAWING HAS BEEN EXAMINED AND APPROVED AND I/WE ARE AWARE THAT ANY CHANGES WILL BE CHARGEABLE.

APPROVED BY CUSTOMER ---------- DATE ----------

E		
D		
C		
B		
A		

DRAWN	JDJ	SCALE 1:50	DATE Nov 17

CUSTOMER
Mr & Mrs Simms

PROJECT
Two storey extension

LOCATION
12 Woodford Gardens, Didsbury. M20 2TF

Adamson House, Outram Road, Dukinfield, Cheshire SK16 4XE
Telephone: 0161-339-3999 Fax: 0161-214-2524

JOB No. 7771 - 02 REV.