

Section CC

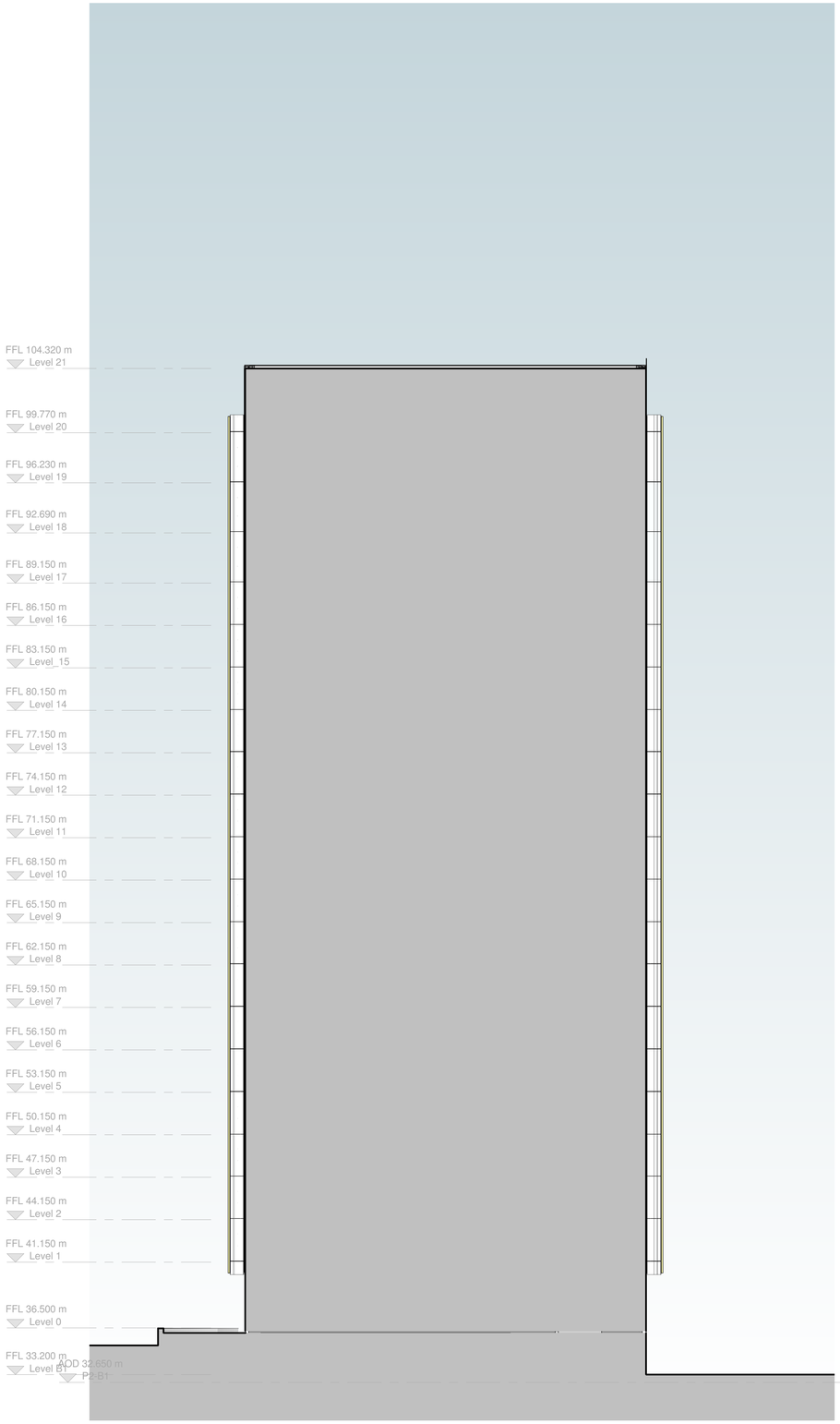

2 **Section DD**
1 : 200

A1

© COPYRIGHT
The copyright in this drawing is vested in Sheppard Robson and no license or assignment of any kind has been, or is, granted to any third party whether by provision of copies or originals or otherwise unless agreed in writing.

DO NOT SCALE FROM THIS DRAWING
The contractor shall check and verify all dimensions on site and report any discrepancies in writing to Sheppard Robson before proceeding work

FOR ELECTRONIC DATA ISSUE
Electronic Data / drawings are issued as "read only" and should not be interrogated for measurement. All dimensions and levels should read, only from those values stated in test, on the drawing.

AREA MEASUREMENT
The areas are approximate and can only be verified by a detailed dimensional survey of the completed building. Any decisions to be made on the basis of these predictions, whether as to project viability, pre-letting, lease agreements or the like, should include due allowance for the increases and decreases inherent in the design development and building processes. Figures relate to the likely areas of the building at the current state of the design and using the Gross External Area (GEA) / Gross Internal Area (GIA) / Nett Internal Area (NIA) method of measurement from the Code of Measuring Practice, 6th Edition (RICS Code of Practice). All areas are subject to Town Planning and Conservation Area Consent, and detailed Rights to Light analysis.

REV.	DATE	AMENDENT
-	10/01/20	Planning Issue
A	06/03/20	PLANNING UPDATE

KEYPLAN

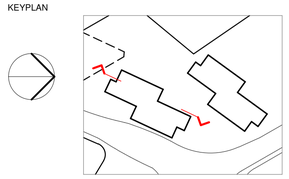

CLIENT

MUSE DEVELOPMENTS

SHEPPARD ROBSON

27th Floor City Tower piccadilly Plaza Manchester M1 4BT
T: +44 (0)161 233 8900 E: manchester@sheppardrobson.com

PROJECT
NEW VICTORIA

SCALE@A1	DATE	ORIGINATOR	CHECKED	AUTHORISED
1 : 200	07/02/20	AHR	MBA	NAB

RESIDENTIAL 2
Sectional Elevations
Sheet 1

STAGE 4

PURPOSE FOR ISSUE
PLANNING

DRAWING NO. **5219-P2- 20-951**
REV. **A**

06/03/2020 17:46:52