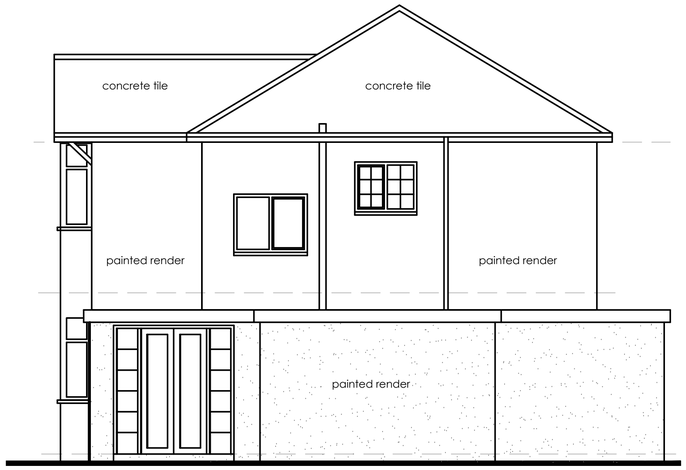

PROPOSED GABLE ELEVATION TO Nr 7

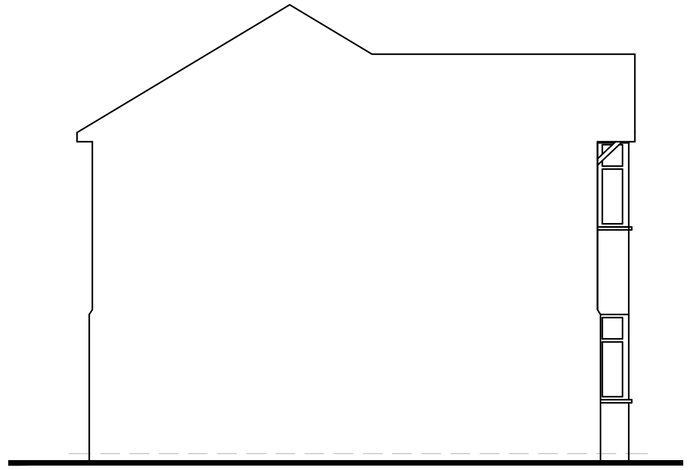

PROPOSED GABLE ELEVATION to Nr 5
(Extension not visible)



PROPOSED FRONT ELEVATION

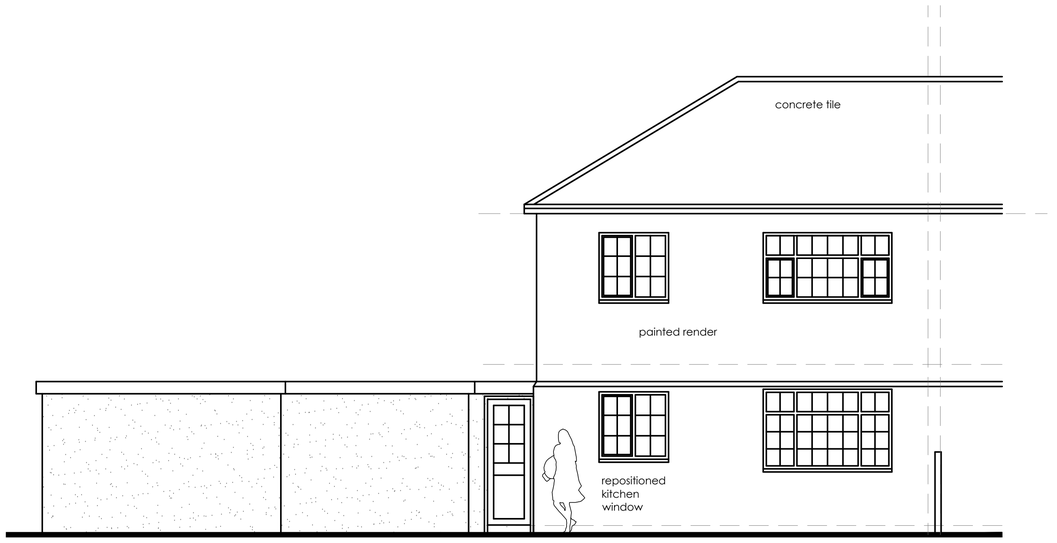

PROPOSED REAR ELEVATION

0 1 2 3 4 5 6 7 8 9 10m

NOTE:

The Contractor is to check and verify all building and site dimensions, levels and sewer invert levels at connection points before work starts.

This drawing must be read with and checked against any structural or other specialist drawings provided.

The Contractor is to comply in all respects with the current Building Regulations whether or not specifically stated on these drawings.

This drawing is not intended to show details of foundation or ground conditions. Each area of ground relied upon to support the structure depicted must be investigated by the Contractor and suitable methods of foundation be provided.

THIS SCHEME IS NOT BASED ON A SURVEY

DO NOT SCALE FROM THIS DRAWING

Drawing Status	
Construction Status	

Rev.		By	Date
A.	Internal bay and bin store elevations added.	SRN	30.01.20

RICHMOND CONSULTANTS

Mobile 07710131750

Email srnnicholls@ntlworld.com

Site
7 Westdale Gardens
Manchester
M19 1JA

Title
Proposed Elevations

Checked	Drawn By	Scale	Date
	SRN	1:50 @A1	Sept 19

Drawing Number	Rev.
11-19 WG105	A