STEPS: Note: Specification clauses refer to Landscape Specification

Foundations to engineers details

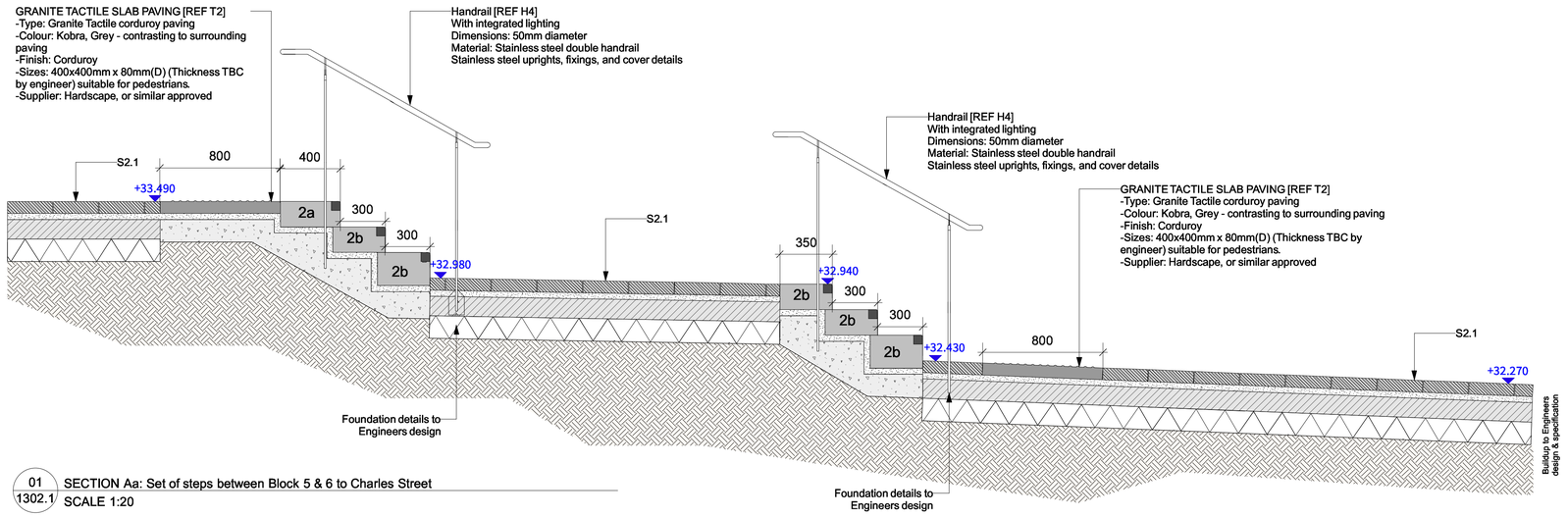

01 1302.1 SECTION Aa: Set of steps between Block 5 & 6 to Charles Street
SCALE 1:20

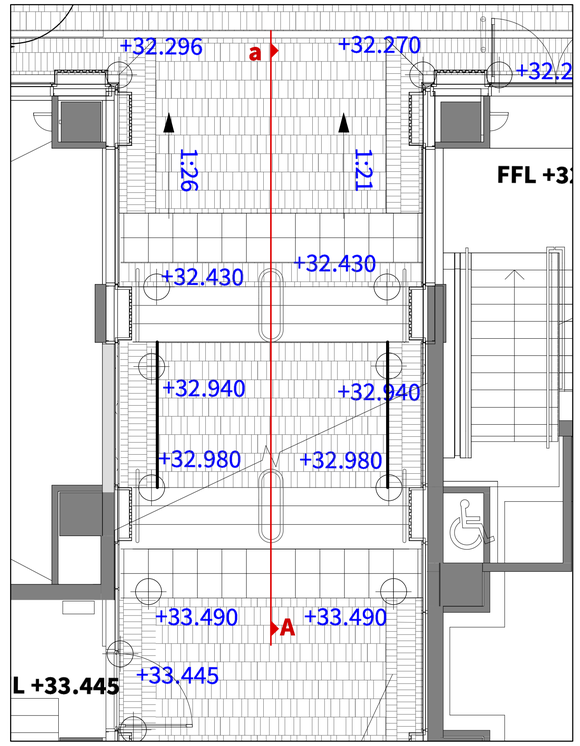

02 1302.1 PLAN: Set of steps Area A
SCALE 1:20

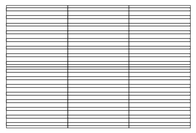

T2 Type: Granite Tactile corduroy paving
Colour: Kobra, Grey - contrasting to surrounding paving
Finish: Corduroy
Sizes: 400x400mm x 80mm(D)
(Thickness TBC by engineer) suitable for pedestrians.
Supplier: Hardscape, or similar approved
Q25 / 207

03 1302.1 SECTION: Granite Tactile SLAB PAVING - To Steps / Hazard Warning [REF: T2]
SCALE 1:20

KEY

STEPS

Q25/199I **ST2 -** SOLID GRANITE STEP
Size: 170mm risers with 300mm tread.
Material: Magma (Kobra nosing)
Top step unit to have 400mm tread to correctly space tactile paving from step nosing. Bottom step 220mm depth.

HARDWORKS SURFACE MATERIALS

T2 Q25/207 GRANITE TACTILE CORDUROY PAVING
Location: At bottom and top of steps
Size: 400mm x 400mm x 80mm (D)
Laying: Stack Bond
Type / Colour: Kobra, **Grey** (contrasting to surrounding paving)
Notes: N/A

LOCATION PLAN

Revision	Date	Description	Drawn	Apprvd.
S3-P01	27-03-19	STAGE 05	EG	FF

Client Oxford Property Trading Ltd

Project Circle Square
Phase 1B

Drg Title Hardworks Details - Steps Area A
Drawing Title 2

Created on	Created by	Approved by
25-03-19	EG	FF

Scale	Size	Workstage
Varies	**A1**	**STAGE 05**

Drg No.	Suitability	Revision
CSAL-PLA-ZT-XX-DR-L-1306	**S3**	**P01**

Planit I.E. Limited
E: info@planit-ie.com **W:** planit-ie.com
MANCHESTER
2 Back Grafton St, Altrincham, WA14 1DY
T: 0161 9289281
LONDON
Unit 6 Waterside, 44-48 Wharf Road, London, N1 7UX
T: 0207 253 5678
LIVERPOOL
No. 8 Princes Parade, Princes Dock, Liverpool, L3 1DL
T: 0151 705 6746

© THIS DRAWING IS COPYRIGHT PROTECTED AND MAY NOT BE REPRODUCED IN WHOLE OR PART WITHOUT WRITTEN AUTHORITY FROM THE OWNER.

NOTES:
1. Do not scale from this drawing.
2. Always work to noted dimensions.
3. All dimensions are in millimetres unless otherwise stated.
4. All setting out, levels and dimensions to be agreed on site.
5. The dimensions of all materials must be checked on site before being laid out.
6. This drawing must be read with the relevant specification clauses and detail drawings.
7. Order of construction and setting out to be agreed on site.

© Planit I.E. Limited