DO NOT SCALE FROM THIS DRAWING

This scheme is subject to town planning and all other necessary consents. Dimensions, area and levels where given are only approximate and subject to site survey.
All dimensions are to be checked on site.
Any discrepancies are to be reported to the architect before work commences.
Figured dimensions only are to be taken from this drawing.
This drawing is to be read in conjunction with all relevant consultants and / or specialists drawings / documents and any discrepancies or variations are to be notified to the architect before the affected work commences.
This drawing has been prepared to accompany an application for approval under the Town & Country Planning Act and shall not be copied in any format or used for any other purpose without the written permission of PETER HARRISON ARCHITECTS.
CDM Regulations 2015 :
This drawing has been produced for the purpose of applying for consent under the Town & Country Planning Act only. If the project progresses onto site without the involvement of Peter Harrison Architects, the Client and Contractor must ensure that they fulfill their duties in respect of the Construction, (Design and Management) Regulations 2015. If advice is required, please do not hesitate to contact Peter Harrison Architects.

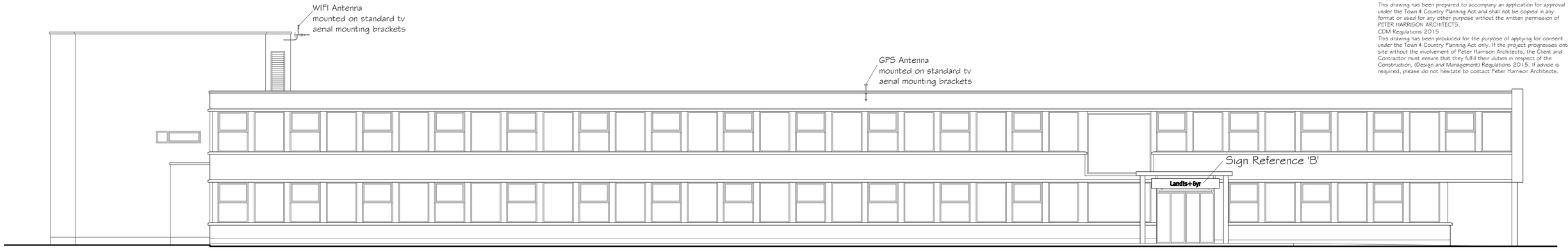

Proposed South Elevation



Scale 1:20
0 1
Metres

Sign Reference 'B'
Capital height 212 mm
Lowercase 164 mm
Built up flat faced descaled stainless steel
Coated 2 x standard white RAL colour.
Cross lime green
L @ 300 mm high, 35 mm deep
Re : Landis + Gyr foam backs for installing 3D text onto.

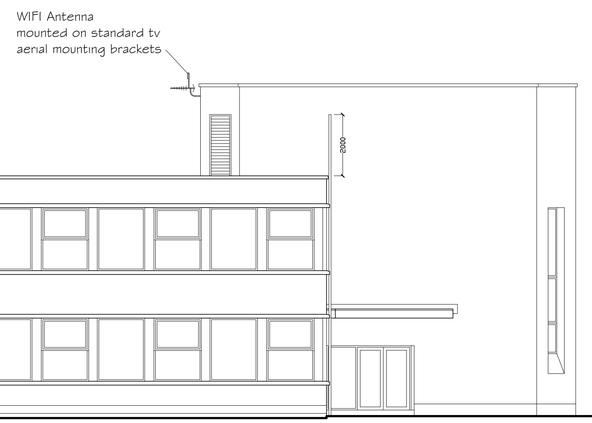

Proposed North Elevation



Scale 1:20
0 1
Metres

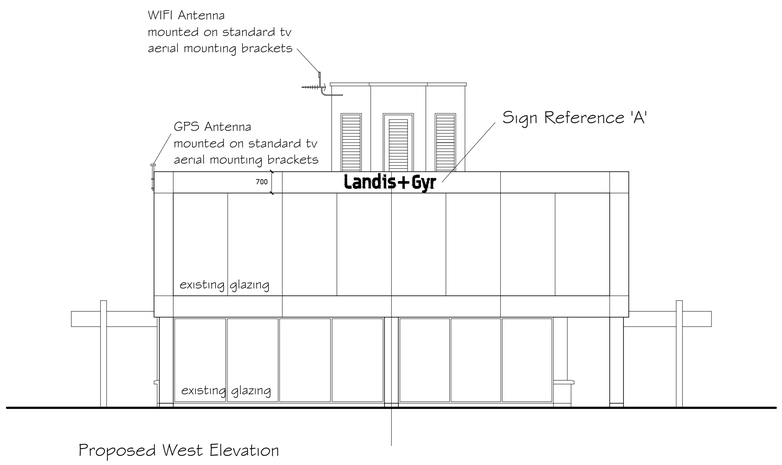

Proposed West Elevation



Proposed East Elevation

Sign Reference 'A'
Capital height 475 mm
Lowercase 375 mm
Built up flat faced descaled stainless steel
Coated 2 x standard white RAL colour.
Cross lime green
All face illuminated
50 mm deep Re: Landis + Gyr 4 mm poly carb back trays.
Complete with half brackets and spacers.
Illuminated with white sloan LED's for front illumination, power supply to suit.
To be mounted to 2 x 25 x 2 mm 'U' channel fixing rails. Coated one standard grey RAL colour.

Scale 1:100
0 5
Metres

AMENDMENTS		
REF	DATE	DESCRIPTION
A	Oct 20	Scheme Revised

PETER HARRISON ARCHITECTS
90A High Street
Lees, Oldham,
Lancashire OL4 5AA
Tel: 0161 785 9045

PROJECT
Proposed External Alterations / Additions
at
The Landings
former Renold Building, Trident 2,
Styal Road, Manchester, M22 5XB
for
Landis + Gyr Limited

TITLE
Proposed Signage Details & Antenna Locations

PLANNING APPLICATION

DATE October 2020	DRAWN MEP
SCALE 1:100 & 1:20	DRG No 2799/AL/1004 A