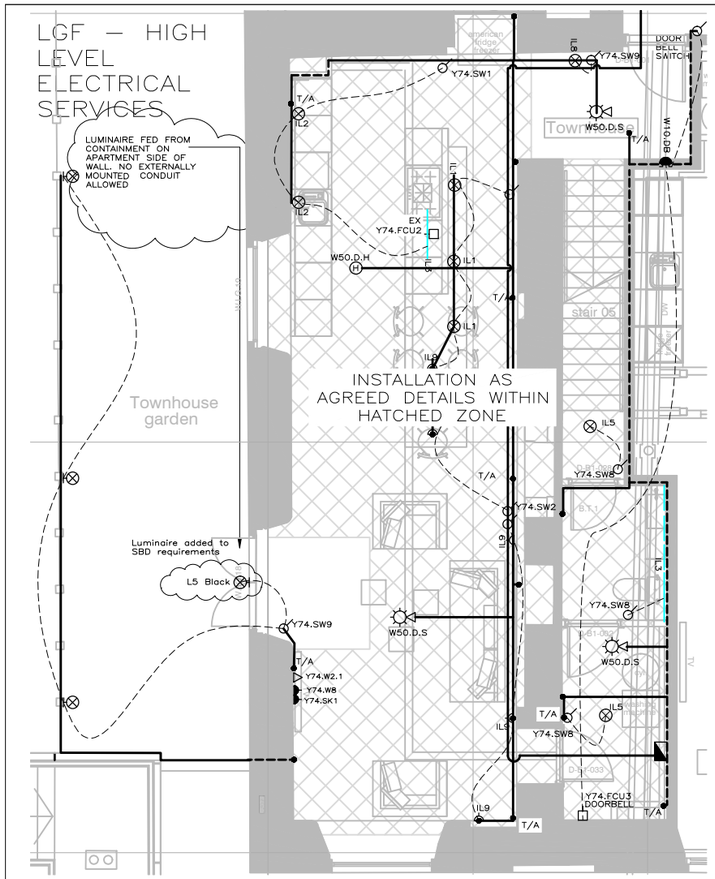

LGF — HIGH LEVEL ELECTRICAL SERVICES

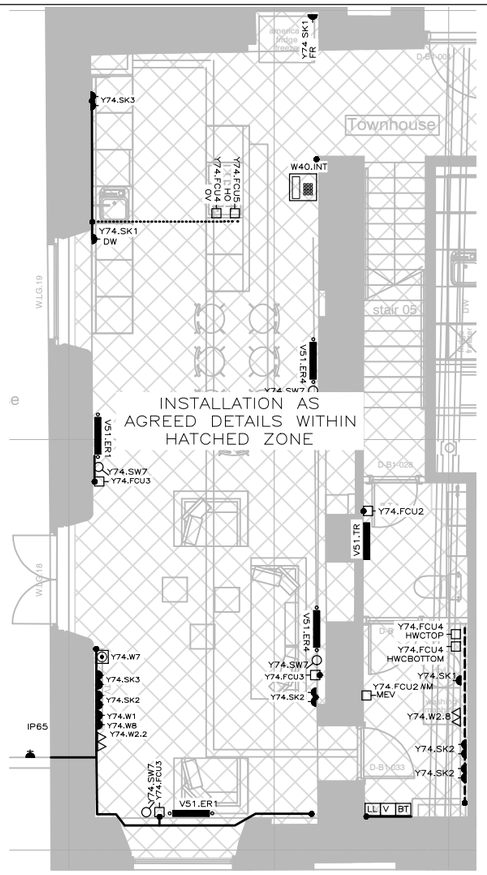

LGF — LOW LEVEL ELECTRICAL SERVICES

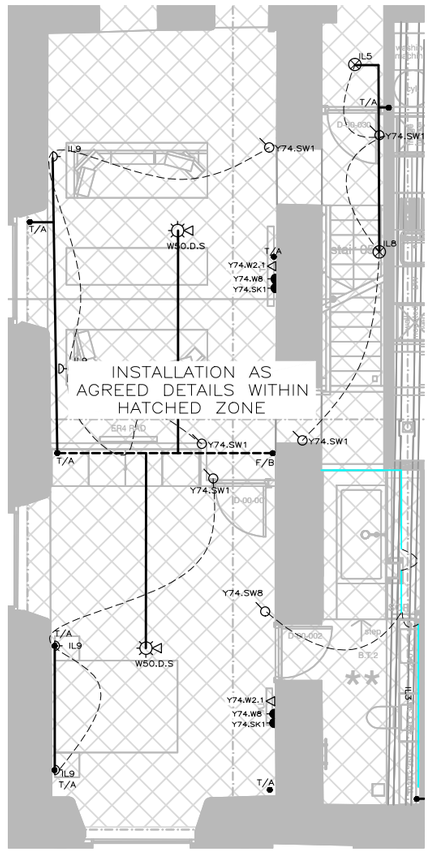

GF — HIGH LEVEL ELECTRICAL SERVICES

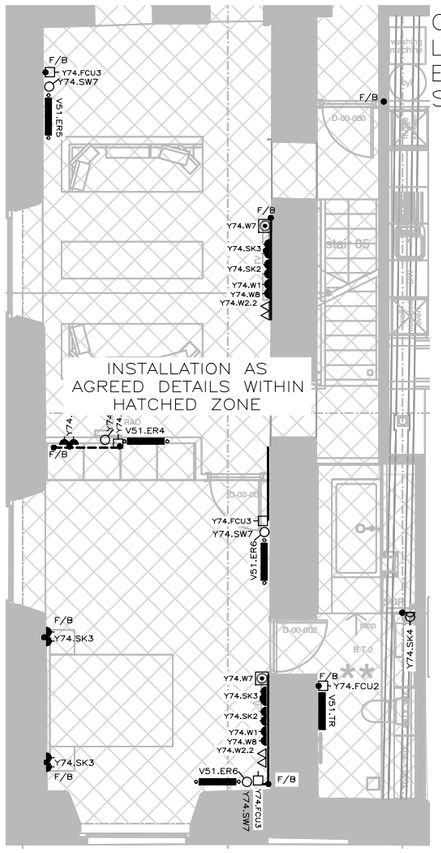

GF — LOW LEVEL ELECTRICAL SERVICES

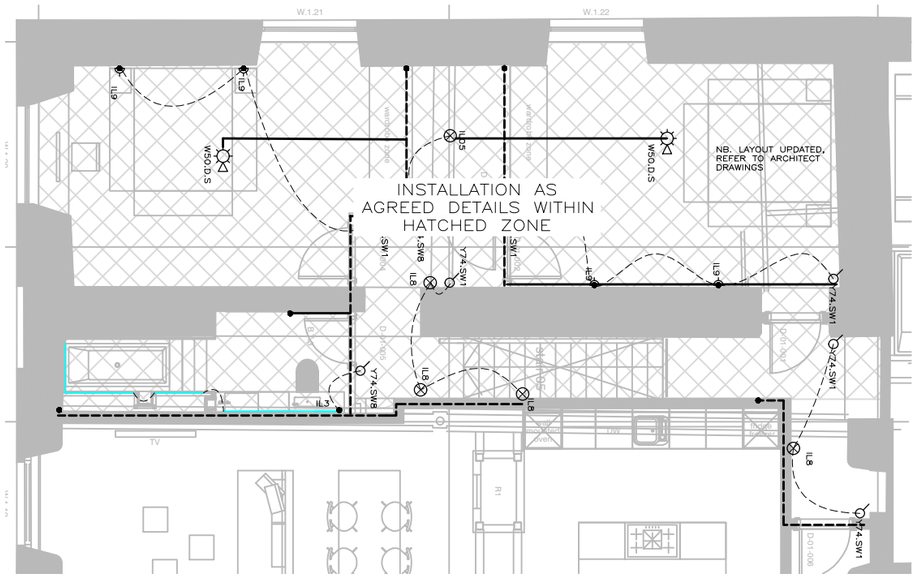

FF — HIGH LEVEL ELECTRICAL SERVICES

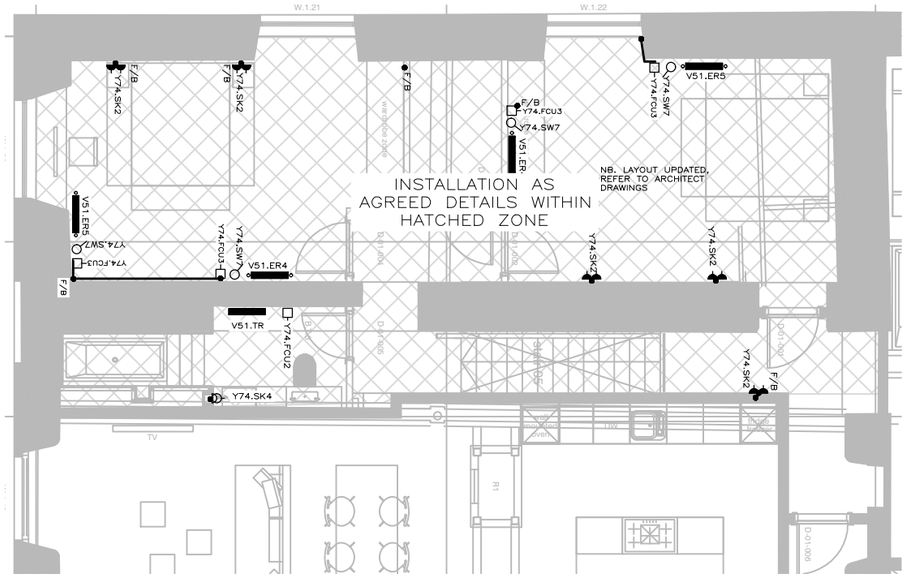

FF — LOW LEVEL ELECTRICAL SERVICES

NOTES
1. FOR INFORMATION
2. DO NOT SCALE FROM THIS DRAWING
3. READ IN CONJUNCTION WITH ALL MFLLP DRAWINGS AND SCHEDULE V[90]500
4. ALL ELECTRICAL INSTALLATION MUST COMPLY WITH THE CURRENT EDITION OF THE WIRING REGULATIONS
5. NOTE ROUTING OF EXPOSED CONDUIT IS INDICATIVE ONLY. SEPARATE CONDUIT TO BE ALLOWED FOR EACH SERVICE, OR SERVICES GROUPED IN TRUNKING WITH SEPARATION BETWEEN COMMUNICATION AND POWER CABLES

KEY

- W40.INT VIDEO INTERCOM
- W50.D.H HEAT DETECTOR AND SOUNDER
- W50.D.S SMOKE DETECTOR AND SOUNDER

LIGHTWAVE SWITCHES:

- Y74.SW1 1 GANG SWITCH
- Y74.SW2 2 GANG SWITCH
- Y74.SW3 3 GANG SWITCH
- Y74.SW4 6 GANG SWITCH
- Y74.SW5 CONTACT SWITCH
- Y74.SW6 1 GANG WIRELESS SWITCH
- Y74.SW7 LIGHTWAVE ELECTRIC SWITCH
- ~~Y74.SW8 1 GANG SWITCH~~
- Y74.SW9 HERITAGE SWITCH (DOUBLE BOX)
- ~~Y74.SK1 SINGLE SOCKET OUTLET~~
- Y74.SK2 DOUBLE SOCKET OUTLET
- Y74.SK3 DOUBLE SOCKET OUTLET W/ USB
- Y74.SK4 SHAVER'S SOCKET
- Y74.W1 SINGLE 631A TELEPHONE SOCKET
- Y74.W2.X X PORT RJ45 DATA SOCKET
- Y74.W6 SAT, TV RADIO OUTLET
- Y74.W7 SAT1, SAT2, TV RADIO OUTLET
- Y74.W8 COAX AND HDMI
- Y74.FCU1 SWITCHED FUSE CONNECTION UNIT
- Y74.FCU2 NEON SWITCHED FUSE CONNECTION UNIT
- Y74.FCU3 UNSWITCHED FUSE CONNECTION UNIT
- Y74.FCU4 HIGH CURRENT SWITCH
- Y74.FCU5 COOKER CONNECTION UNIT

- DOOR BELL
- BT BT HOME HUB
- V VIRGIN HOME HUB
- LL LIGHTWAVE LINK
- T ROOM THERMOSTAT

FR FRIDGE/FREEZER
DW DISH WASHER
KE KITCHEN EXTRACT
MW MICROWAVE
OV OVEN
HO HOB
WM WASHING MACHINE

- CABLES IN EXPOSED CONDUIT OR TRUNKING
- CABLES RUN IN WALL OR CEILING
- CABLES RUN IN CONDUIT IN FLOOR

- IL1 GU10 KITCHEN FLOODLIGHTS CONDUIT MOUNTED
- IL2 KITCHEN CABINET RECESSED LED DOWNLIGHT
- IL3 STRIP LIGHTING
- IL4 GU10 CEILING MOUNTED DOWNLIGHT
- IL5 UTILITY CONDUIT MOUNTED STRIP LIGHTING
- IL6 UPLIGHTER ON TRUSSES
- IL7 IP65 WALL MOUNTED UP/DOWN GU10 LAMP HOLDERS
- IL8 WALL MOUNTED GALANISED DOWN GU10 LAMP HOLDERS
- IL9 CONDUIT MOUNTED ROSE WITH HOOK AND LAMP WITH BRAIDED FLEX
- IL10 GALVANISED STEEL DOWNLIGHT WITH CAGED DETAILING
- SWITCHING LINE
- V51.ERX ELECTRIC RADIATOR
- V51.TR ELECTRIC TOWEL RADIATOR

FOR COMMENT

	10/02/20	EXTERNAL SOCKET ADDED

MAX FORDHAM

Max Fordham LLP
Carver's Warehouse
77 Dale Street
Manchester
M1 2HG
T. +44 (0) 161 312 8071
F. +44 (0) 20 7482 0329
maxfordham.com

Registered in England No. OC300026
Registered Office 42-43 Gloucester Crescent London NW1 7PE

architect
STEPHENSON STUDIO

job title
AVRO

project leader	date	scale (at A1)
MD	**OCT'17**	**1:50**

drawing title
APARTMENT ELECTRICAL SERVICES LAYOUT TOWNHOUSE

V139 V[90]805 7K

FOR COMMENT

©Copyright Max Fordham LLP