DO NOT SCALE THIS DRAWING

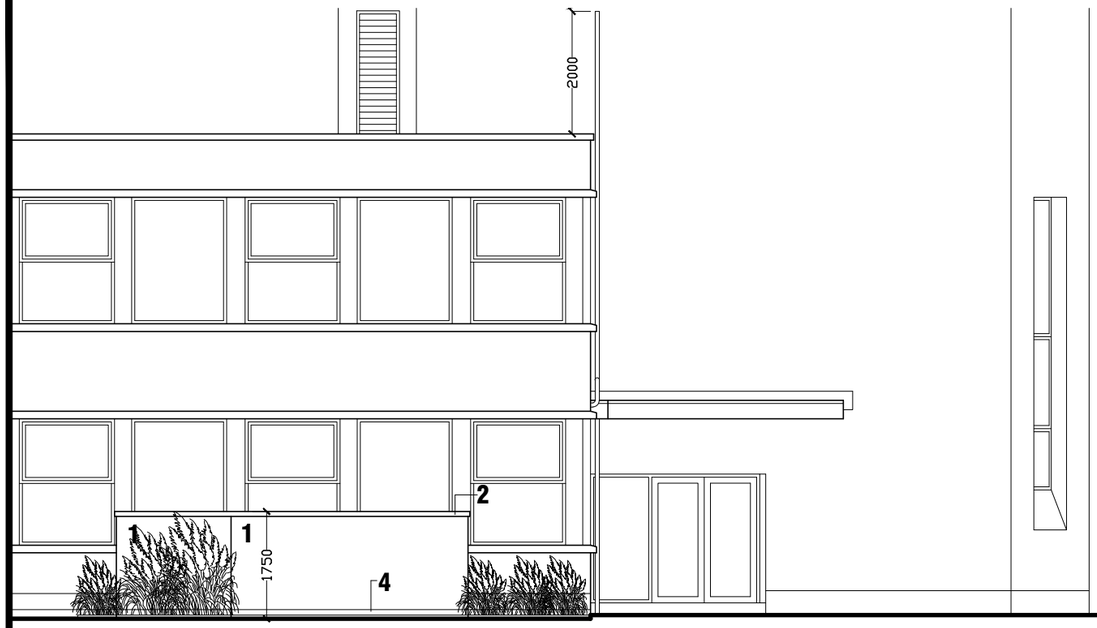

Proposed Side Elevation to Plant Area

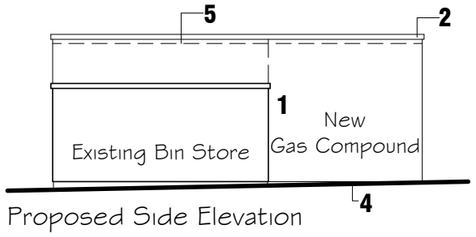

Proposed Side Elevation

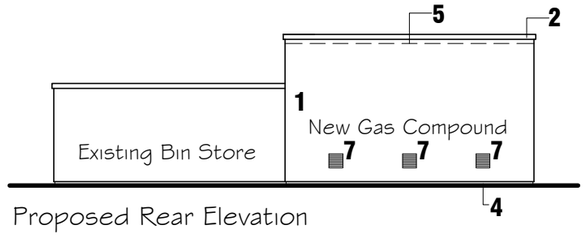

Proposed Rear Elevation

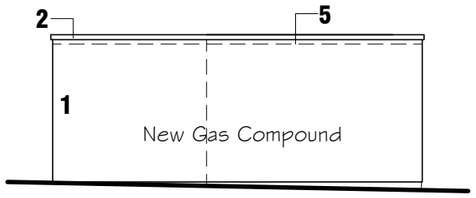

Proposed Side Elevation

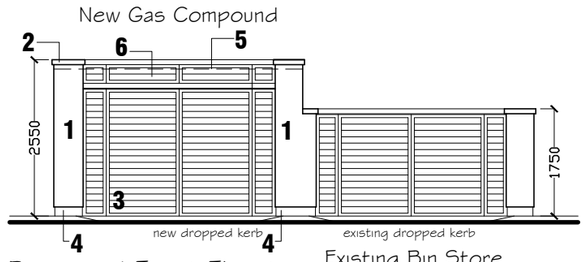

Proposed Front Elevation

Existing Bin Store

DENOTES :
Span of Lionweld Kennedy Safegrid - Type W plain with 60 x 5 load bearing bars at 41 mm centres.
Lionweld Kennedy Safegrid to bear onto masonry or supported off angle bolted to wall - details to be confirmed by specialist.
FOUNDATIONS :
200 mm thick C30 / 37 Reinforced Concrete raft with 2 No layers of A393 mesh (1 Top and 1 Bottom) with 35 mm cover raft to bear onto min 150 mm compacted hardcore (Type 1 MOT or 6F2) on natural firm / stiff ground with minimum safe bearing capacity of 100 kN/m².
EXTERNAL WALLS :
Render finish to match existing on minimum 215 mm wide brickwork wall brickwork to have minimum compressive strength of 15 N/mm² and M4 mortar.
STEELWORK :
All steelwork to be galvanised.

1. Render finish to match existing installation Colour : Light Grey.
2. Pressed metal parapet capping to match existing installation Colour : Dark Grey.
3. PPC metal louvred gate to match existing installation Colour : Dark Grey.
4. Brick plinth to match existing installation.
5. Heavy Duty galvanised steel mesh cage / roof Frame size 30 x 30 x 3mm thick box section. Mesh size 50 x 50mm, wire size 3mm. located at 2400 mm above finished floor level.
6. PPC metal louvre to match existing installation above louvred gate.
7. 225 x 225 mm air brick.

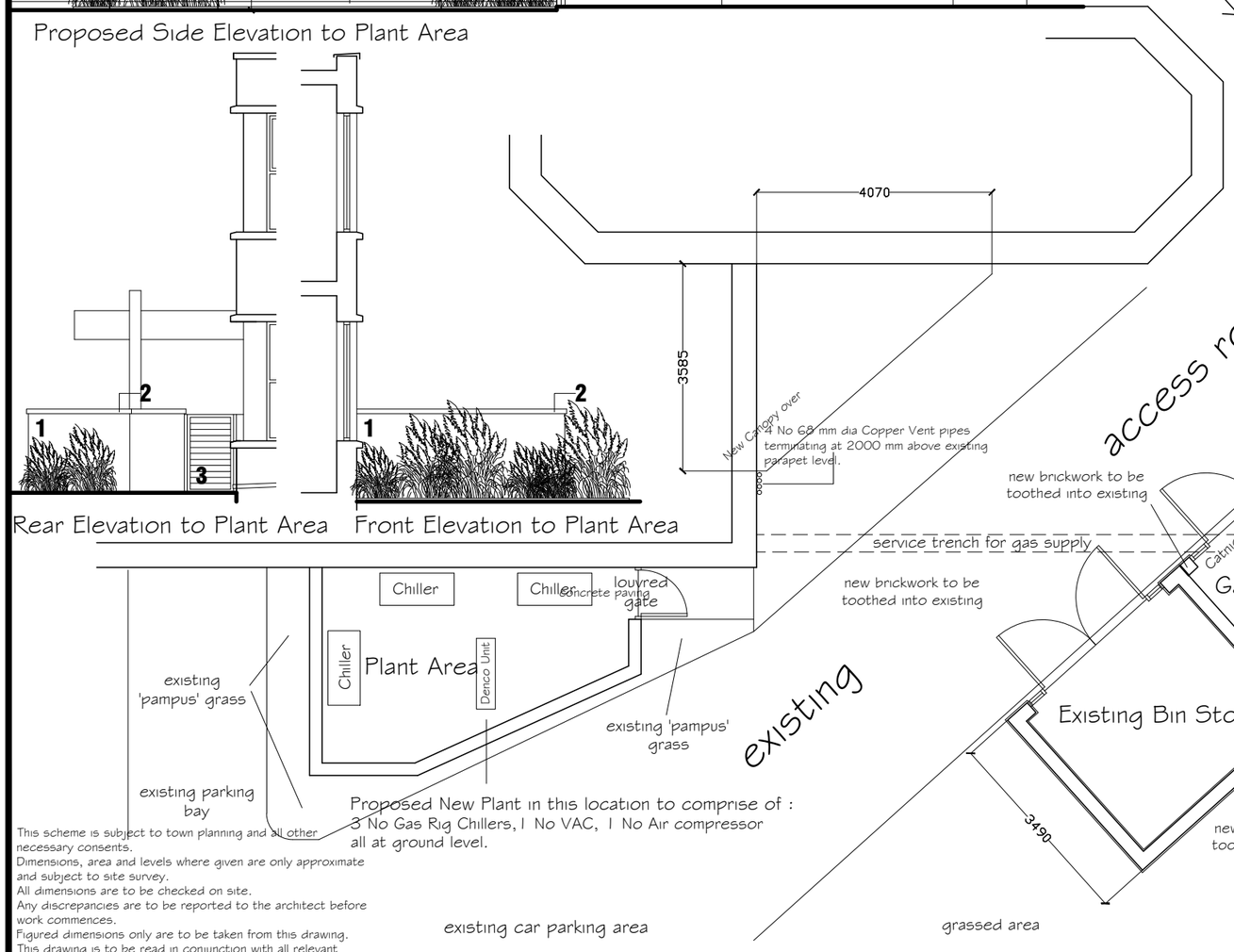

Rear Elevation to Plant Area Front Elevation to Plant Area

Proposed New Plant in this location to comprise of :
3 No Gas Rig Chillers, 1 No VAC, 1 No Air compressor all at ground level.

Proposed New Gas Compound in former Bin Store.

Compound to hold a maximum of 10 No 'K' size bottles of Methane and or Hydrogen plus upto 10 No of Nitrogen .

Installed in accordance with BCGA Code of Practice

Location of Proposed Gas Compound subject to approval of Aire Liquide.

NOTE :
This drawing should be read in conjunction with Bell Munro Structural Engineers drawing no J7130-SK001

Scale Bar 1 : 100
0 1 2 3 4 5
Metres

This scheme is subject to town planning and all other necessary consents.
Dimensions, area and levels where given are only approximate and subject to site survey.
All dimensions are to be checked on site.
Any discrepancies are to be reported to the architect before work commences.
Figured dimensions only are to be taken from this drawing.
This drawing is to be read in conjunction with all relevant consultants and / or specialists drawings / documents and any discrepancies or variations are to be notified to the architect before the affected work commences.

AMENDMENTS

REF	DATE	DESCRIPTION
A	Sep 20	Scheme revised
B	Oct 20	Scheme revised
C	Nov 20	Scheme revised information added
D	Nov 20	Scheme revised information added

PETER HARRISON ARCHITECTS
90A High Street
Lees, Oldham,
Lancashire OL4 5AA
Tel: 0161 785 9045

PROJECT Proposed Alterations at
The Landings
former Renold Building, Trident 2,
Styal Road, Manchester, M22 5XB
for
Landis + Gyr Limited

TITLE
Gas Compound & Plant Area
Proposed Plans / Elevations

PLANNING APPLICATION

DATE September 2020	**DRAWN** MEP
SCALE 1 : 100	**DRG No** 2799/AL/1002 D