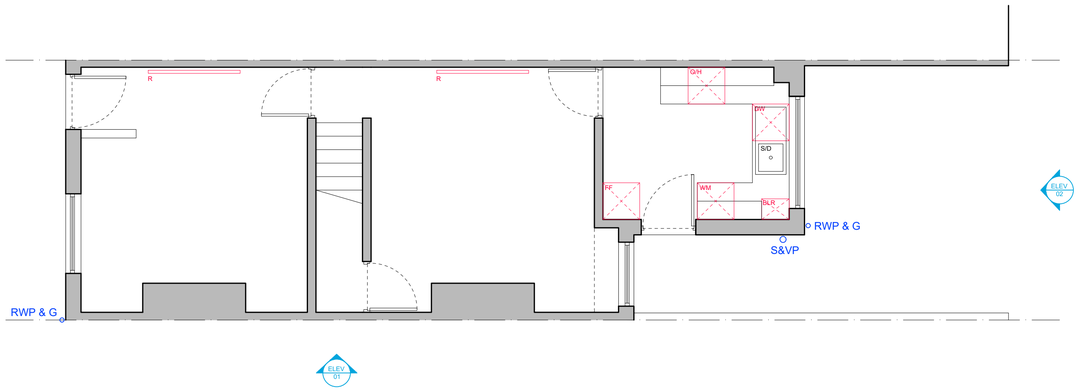

GROUND FLOOR PLAN

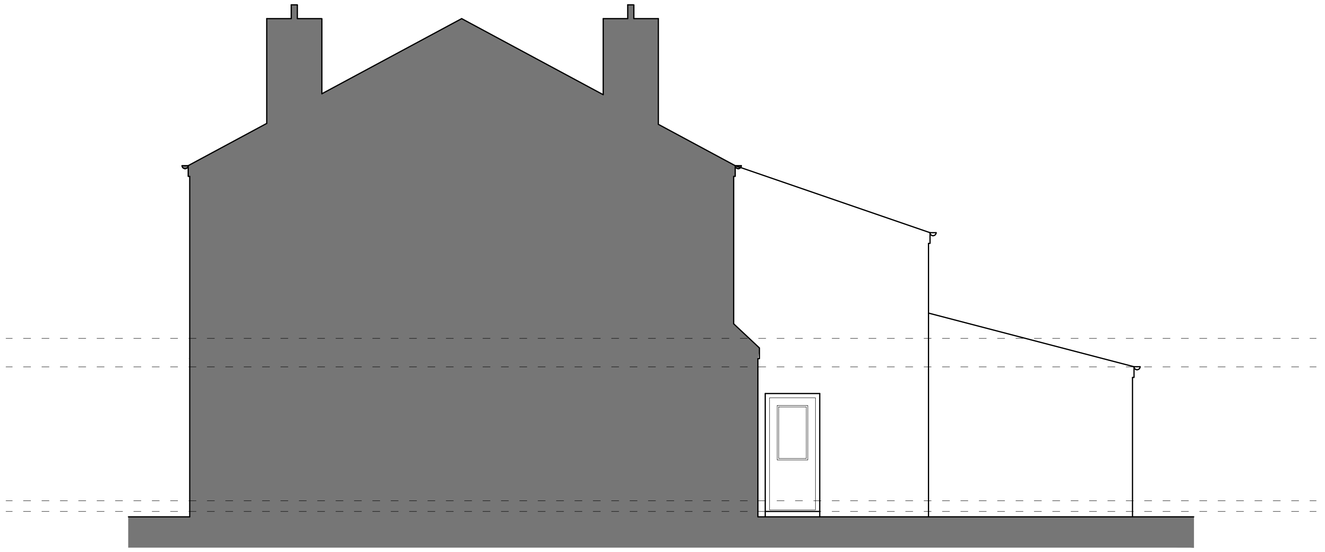

ELEVATION 01

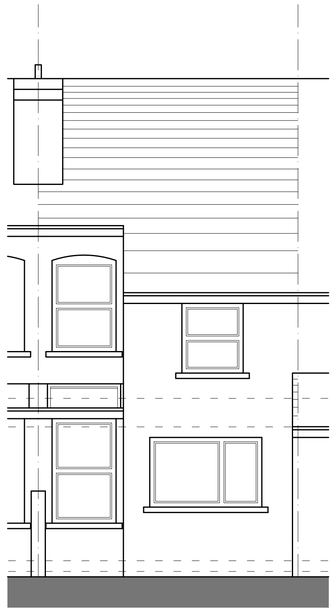

ELEVATION 02

EXISTING PLANS & ELEVATIONS

It is the Contractor's responsibility to report any inconsistencies on this drawing, or between drawings, to the Design consultant and to request clarification and instruction before proceeding.
This drawing and design is the copyright of VISION and may not be reproduced in any form whatsoever without prior express or written consent.

EXISTING
DEMOLITION
PROPOSED

ELEV 01 — ELEVATIONAL REFERENCE
SECT 01 — SECTIONAL REFERENCE

S&VP / SS	SOIL & VENT PIPE / STUB STACK
RWP	RAIN WATER PIPE
MH	MAN HOLE
IC	INSPECTION CHAMBER
RE	RODDING EYE
G	BACK INLET GULLEY
AAV	AIR ADMITTANCE VALVE
WM	WASHING MACHINE
DW	DISH WASHER
TD	TUMBLE DRYER
FF	FRIDGE / FREEZER
O	OVEN
H	HOB
S/D	SINK / DRAINER
BLR	BOILER
GM	GAS METER
EM	ELEC METER
CU	ELEC CONSUMER UNIT
WHB	WASH HAND BASIN
WC	WATER CLOSET
BTH/SWR	BATH / SHOWER
R	RADIATOR

Rev	Date	In'l	Description

SCALE
0 1 2 3 4 5m

Vision Architectural Consultancy Ltd
T: 0161 456 3389
M: 0782 555 6071
E: dean@vision-architecture.co.uk
W: www.vision-architecture.co.uk

PROJECT

No10 WESTON GROVE,
NORTHENDEN, M22 4NX

TITLE

EXISTING
PLANS & ELEVATIONS

DRAWING STATUS

☐ FEASIBILITY ■ PLANNING ☐ CONTRACT
☐ TENDER ☐ BUILDING CONTROL ■ AS BUILT

SCALE	CONTRACT	DRWG No.	REV
1:50 @ A1 1:100 @ A3	VA2028	(00).001	A