GROUND FLOOR PLAN AS EXISTING 1:100

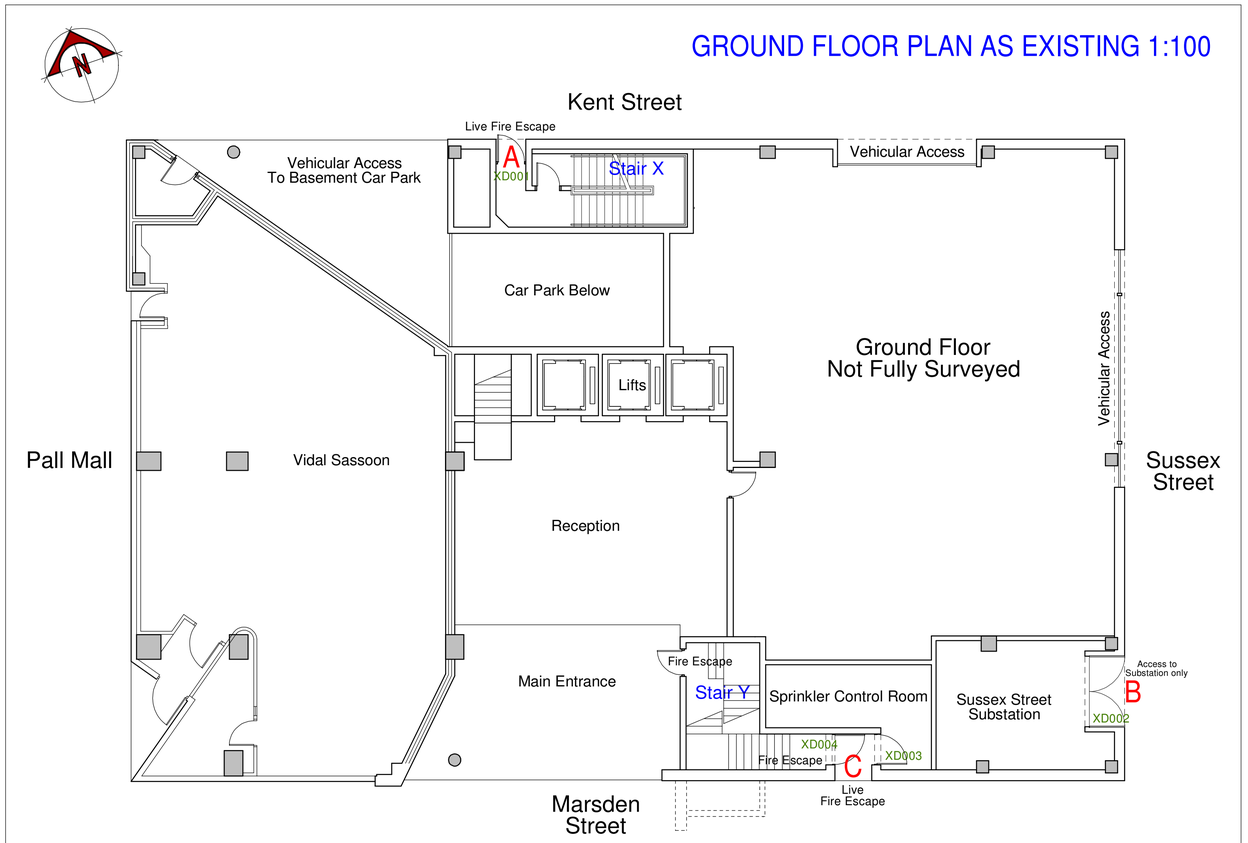

LOCATION C: NRS001

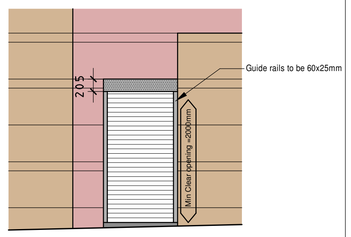

NRS001

ELEVATION

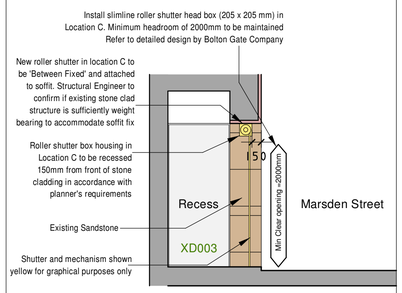

SECTION

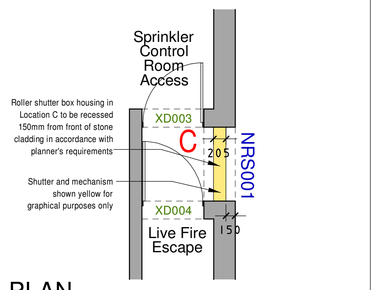

PLAN

LOCATION B: NRS002

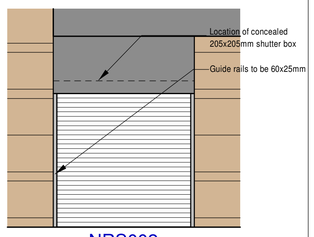

NRS002

ELEVATION

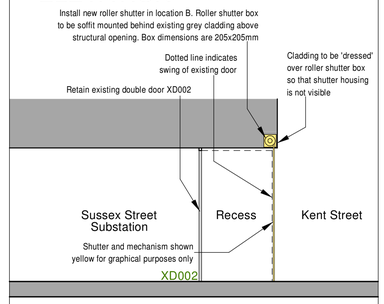

SECTION

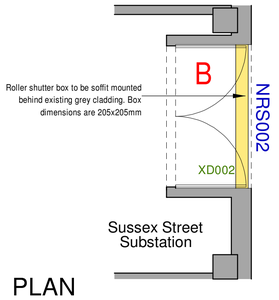

PLAN

LOCATION A: NRS003

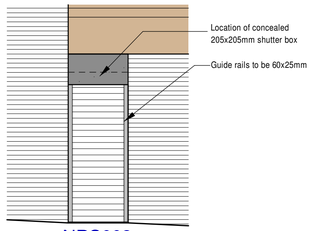

NRS003

ELEVATION

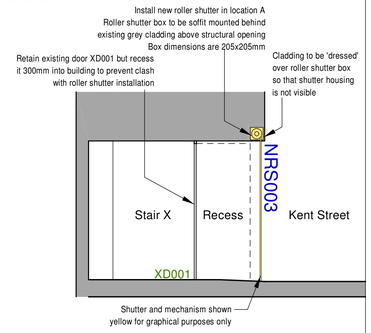

SECTION

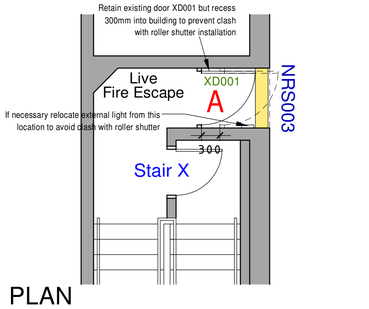

PLAN

GROUND FLOOR PLAN AS PROPOSED 1:100

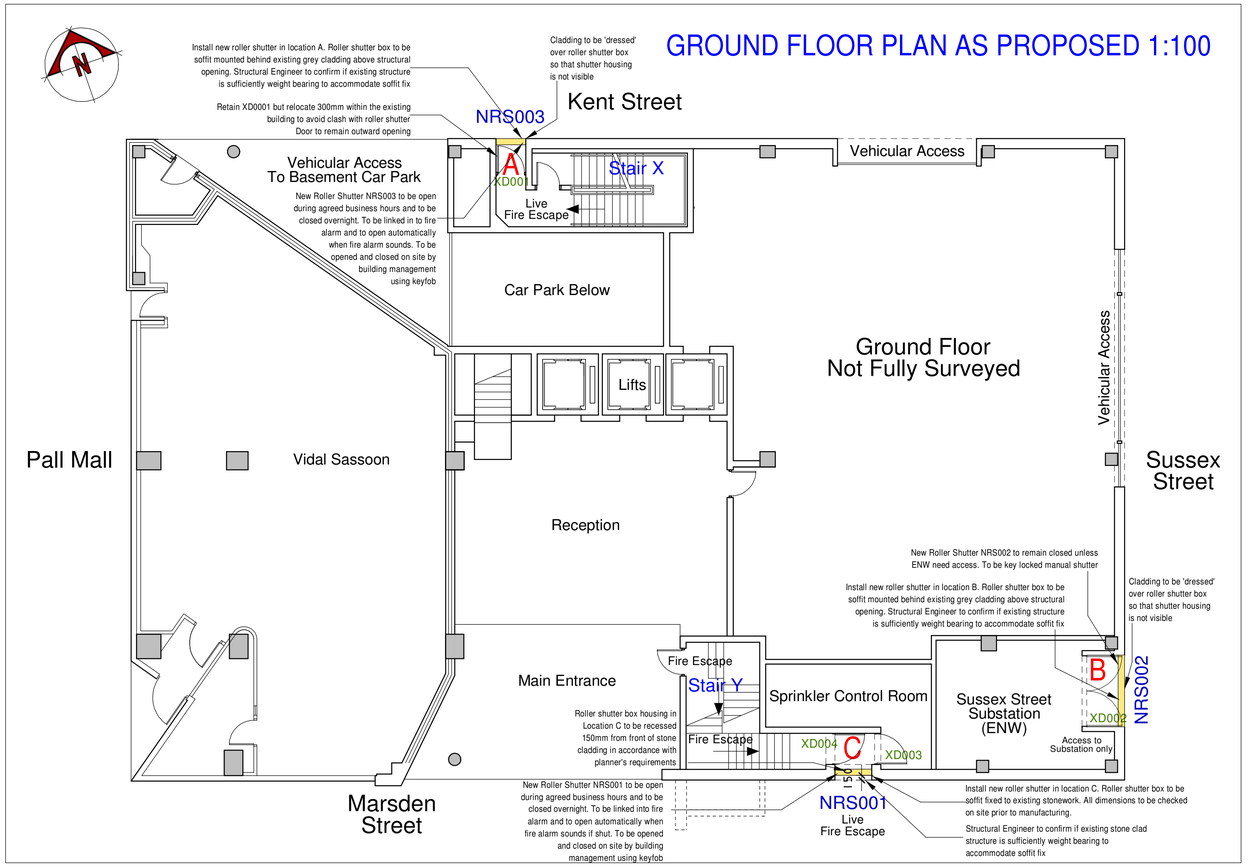

DETAILED DESIGN 1:50

NOTES:

Roller shutters are all to be 'Perforated Lath' by Bolton Gate Company. Roller shutter finish be anti-graffiti. Refer to BGC standard details for Soffit Fixed installations.

All dimensions to be checked on site prior to the manufacture of any roller shutters. Size, weight and design of all shutters to be by specialist manufacturer. Ral finish is to match existing grey cladding.

NRS003 and NRS001 to have manual crank handle to enable shutters to be opened from the inside. These roller shutters are located on live fire exits.

NRS003 and NRS001 to be linked into fire alarm and to open automatically when alarm is activated. All to be in accordance with engineers specification. Fire alarm contractor is Protec.

New Roller Shutters NRS003 and NRS001 to be open during agreed business hours and to be closed overnight. These roller shutters are located on live fire exits.

All three proposed shutters are to be soffit fixed. NRS001 to be fixed to underside of stone cladding. NRS002 and NRS003 to be located above structural opening and concealed behind grey cladding. If necessary structural engineer to confirm substrate is sufficiently weight bearing in all three locations.

Shutters to be on timer to open and close automatically. Provide safety break. Additionally radio remote control keyfob to be provided to enable shutters to be opened and closed in-situ to ensure there are no blockages on site that will impact on the shutter closing.

Roller shutter box housing in Location C to be recessed 150mm from front of stone cladding in accordance with planner's requirements.

NRS002 to be manual key locked shutter.

UPS location to be agreed with building manager on site.

Planning Permission and Building Regulations approval to be obtained prior to work starting on site

KEY:



Rev	Description	Date	By	Checked
D	Update to show new roller shutter positions in location C	24.11.20	EMAK	KM
C	Update to show new roller shutter specification	24.11.20	EMAK	KM
B	Update to show new roller shutter specification	23.11.20	EMAK	KM
A	XD004 Door Swing Revised	27.10.20	EMAK	KM

Jones Lang laSalle Ltd
One Piccadilly Gardens
Manchester M1 1RG
+44 (0)161 828 6440
jll.co.uk/manchester

Client: Aberdeen Standard Investments	Scale @ A1: 1:100/ 1:50
Project: One Marsden Street, Manchester, M2 1HW Roller Shutter Installation	Date: 16.10.20
	By: EMAK / Checked: --
Description: Ground Floor Plan As Existing and As Proposed. 1:50 details PLANNING DRAWING	Job: 427
	Drg: 427-021 / Rev: D

DO NOT SCALE THIS DRAWING. CHECK ALL DIMENSIONS ON SITE
THIS DRAWING IS PROTECTED BY COPYRIGHT. IT MAY NOT BE REPRODUCED IN ANY FORM BY ANY MEANS FOR ANY PURPOSE, WITHOUT GAINING PRIOR WRITTEN PERMISSION FROM JLL