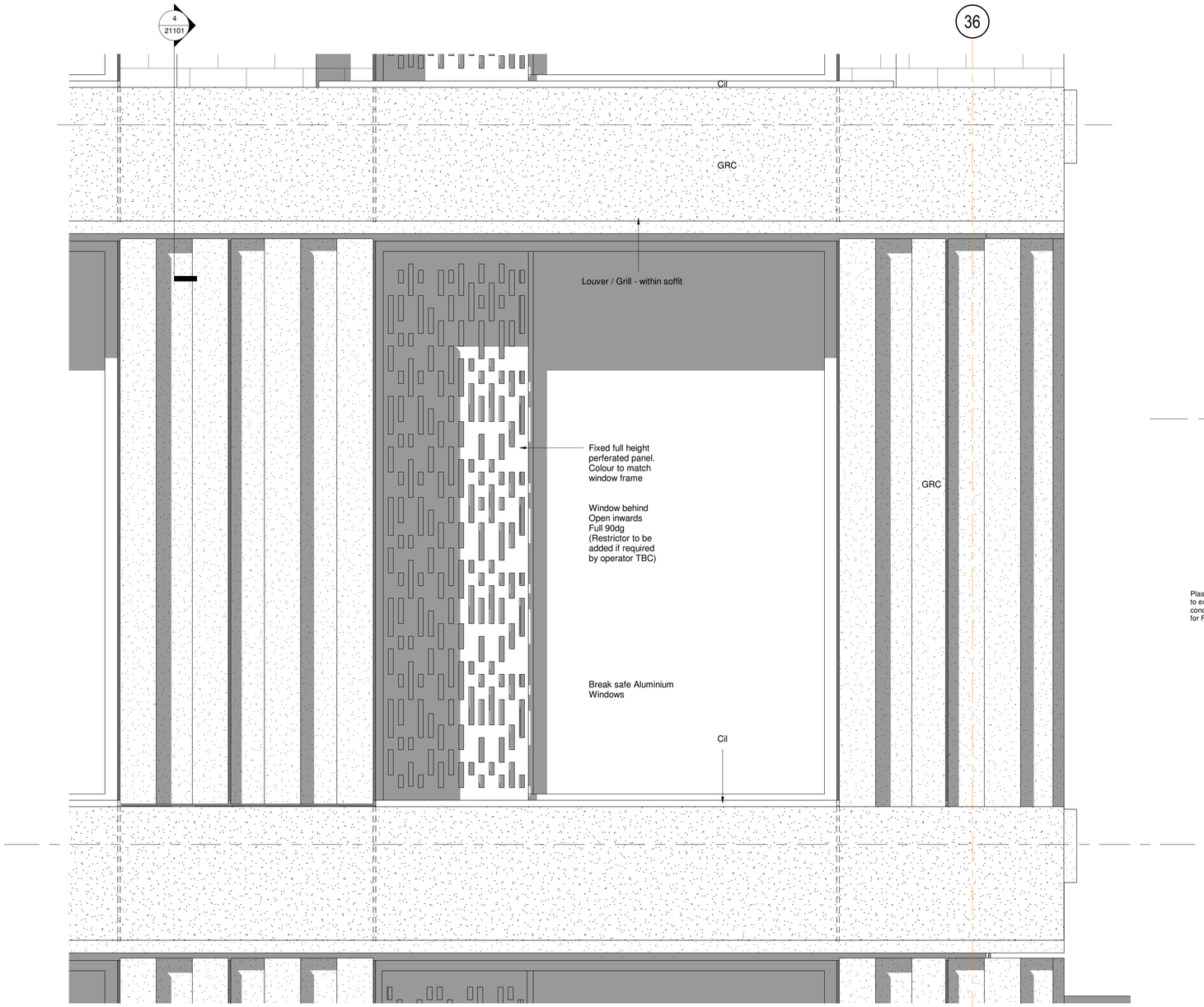

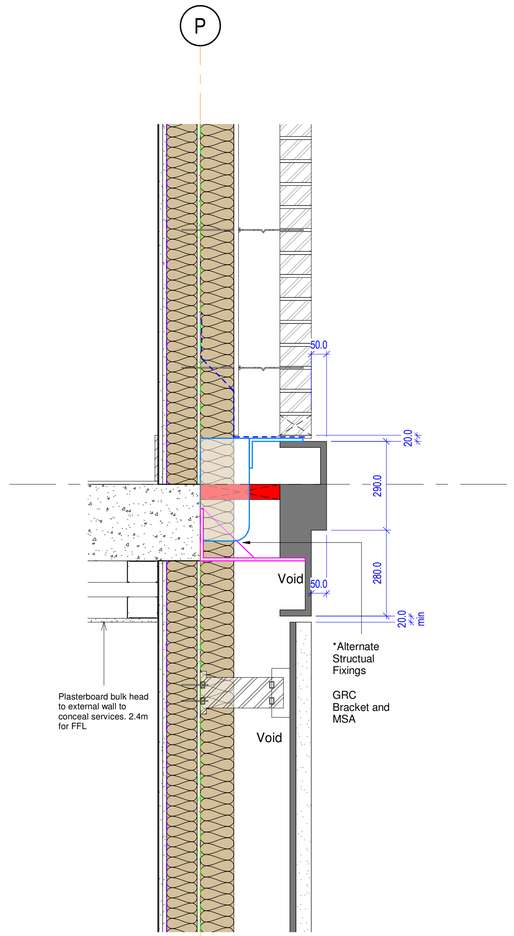

Fire Stop (cavity)

Cavity Barrier (30min Fire Rated)

Cavity Barrier (60min Fire Rated)

Cellular Glass Insulation

Stone/Wool Insulation

Rigid Insulation

Breather Membrane

Vapour Control Layer

Cavity Tray

DPC

DPM

DPM 500g

Geotextile Membrane

Liquid Applied Tanking
Specialist Details Required

DPM 1200g (Geological Report by Tier confirmed no Gas resistance required)

EPDM (by specialist window contractor)

Protection Board

Structure Outline (Design Intent Localton Only)
*See specialist details

U-Values (min)

Roof	W/(m2.K)	0.14
Walls	W/(m2.K)	0.20
Floor	W/(m2.K)	0.20
Window	W/(m2.K)	1.6
G-Value	% per elevation - refer to schedule	

Limited Fabric Parameters U-Values (min)

Roof	W/(m2.K)	0.25
Walls	W/(m2.K)	0.35
Floor	W/(m2.K)	0.25

Air permeability 5

Designs to achieve the above U-Values. As a minimum

All to be confirmed by the SBEM Calculation

Thickness of insulation may vary depending on chosen manufacturer. FFL to prevail.

Structure

Masonry Support System Shown Indicatively. Refer to SE Spec and Specialist Design.

See SE documetaion for all sub and super structure elements.

Acoustic requirements

Insulation between rooms to meet current Building Regulations.

Insulation to external walls to be in line with acoustic planning assessment.

Fire

Please refer to the 'Fire Report' for performance specifications on insulation, cavity barriers, fire stops, compartmentation and structural protection.

All external wall materials (including in the cavity) to be A1-s1,d0. *Note Membranes to be Class B-s3,d0

**Structure to have 120min fire protection to the cores areas and 60min fire protection to all other areas. Unless advised by Building Control.

**sprinkler system required, All by specialist.

** All roofs within 6m of the site boundary to have a surface spread of flame of AA/AB/AC.

Please refer to the Fire Report for full classification

All details to be signed off by Building Control and the client's Insurance provider prior to construction.

No void or cavity to be greater than 20m in any direction.
Fire compartment needed. All openings in the facade and studio room perimeters to be fully fire stopped.

All Cladding including Soffits to be Euroclass A2 or better.

Tanking / Waterproofing

**All below ground Tanking and/or waterproofing to be designed and installed by specialist contractor. All to be tested and warranted by specialist contractor. All to be approved by Building Control and Building Insurers prior to installation.

** Geo-Environmental report by Environmental Consultant.

** All soffits to have suitable drainage / ventilation system to avoid condensation / water pooling.

**All windows to be mastic sealled and include EPDM membranes.

TIM GROOM ARCHITECTS

7 Constance Street
Knott Mill
Manchester
M15 4JQ

Tel: +44 (0)161 870 1152
www.timgroomarchitects.com

Copyright © 2015 Tim Groom Architects Limited. All rights reserved. No part of these drawings or designs may be reproduced, in whole or in part, whether in two of three dimensions, distributed or transmitted in any form or by any means, including photocopying, recording or other electronic or mechanical methods, without the prior written permission of the copyright owner. No part of these drawings or designs may be reproduced or stored in any electronic retrieval system in any form or any means without the prior written permission of the copyright owner. The copyright owner reserves all its moral rights and the right to be identified as the author of the drawings or designs. The drawings or designs have been executed by the copyright owner pursuant to an exclusive licence to its client and the use of these drawings or designs is limited to its client by the terms of the licence and all such permissions and authority granted by the copyright owner under the licence terms automatically terminate upon the termination of the licence or in the event of any act of insolvency being committed by the licensee. The copyright owner accepts and can have no liability or responsibility whatsoever for and in respect of any unauthorised or unlicensed use of or any reliance placed upon these drawings or designs. No works of construction relying on these drawings or designs are permitted under the terms of the above licence or otherwise without the express written consent and authority of the copyright owner.

Dimensioning
Figured dimensions only to be taken from these designs and drawings. Work to annotated dimensions only. All dimensions to be checked on site. Architects to be informed immediately of any discrepancies before work proceeds. Drawings are to be read in conjunction with relevant specifications, structural engineers and service engineers' drawings. All data, dimensions and designs contained in this document are confidential to the copyright owner and may not be communicated to any third party save in accordance with a licence for the copyright owner or with the copyright owner's written permission and authority.

Rev	Description	Date	By

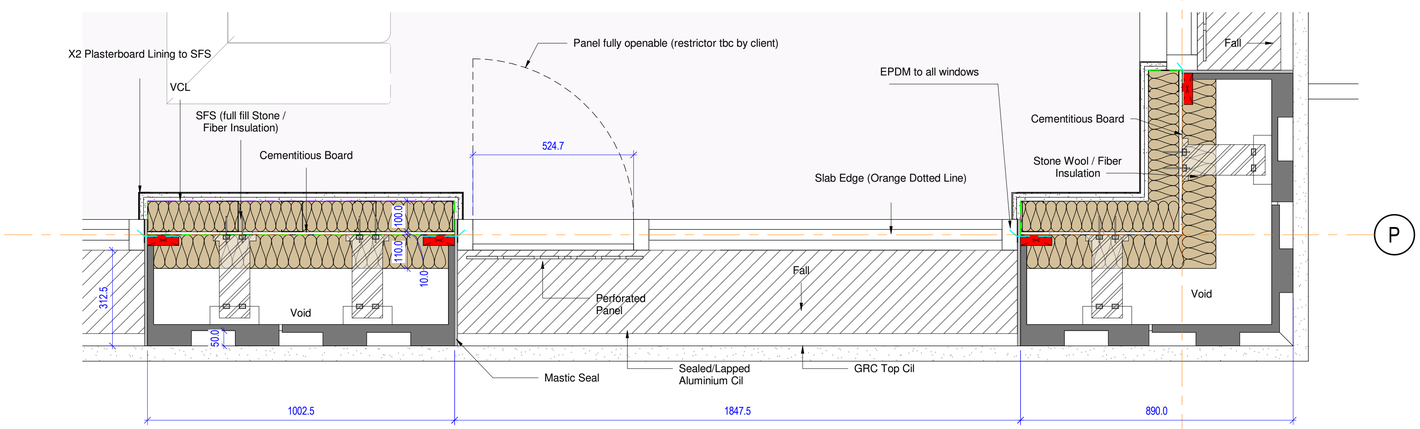

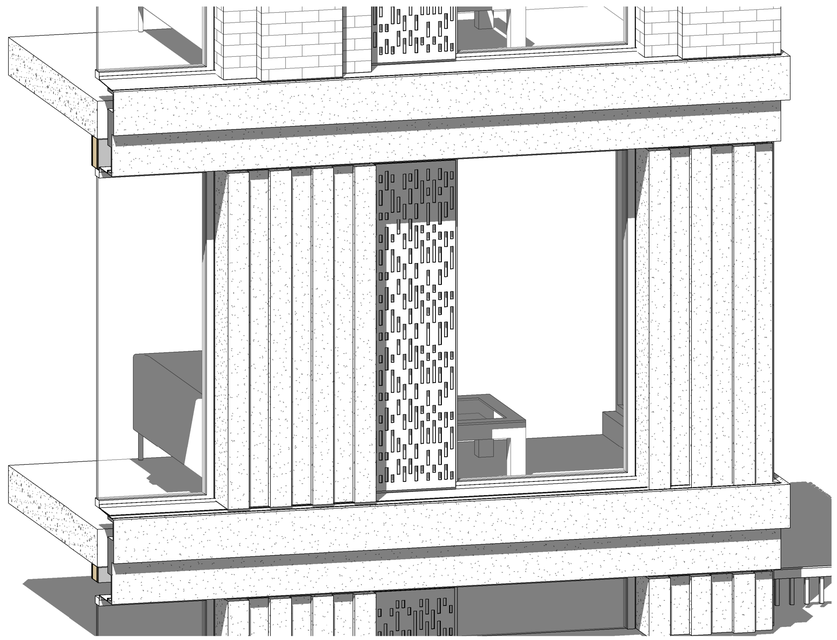

Client
Watkin Jones Group Ltd

Project
188 Wimslow Road_Manchester

Title
Block A - Detailed Elevation B

Status
Planning

Project number
1093

Date
12/02/20

Drawn by
MP

Checked by
MP

Scale
1 : 10@A1

Revision

Drawing No.
1093-TGA-XX-ZZ-DR-A-21101

18/12/2020 13:22:11