Proposed Elevations

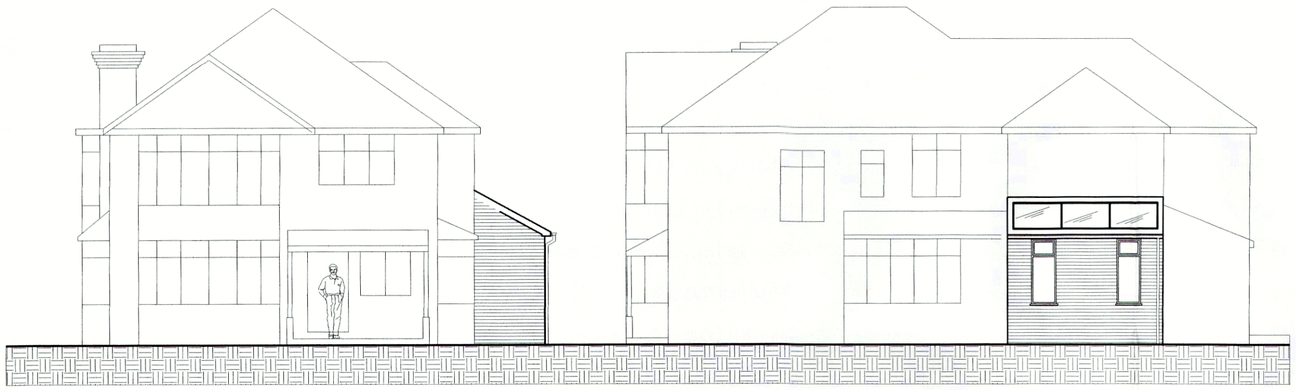

Front

Side



Rear

Side



Aerial View
NTS
Tree preservation identifications as noted

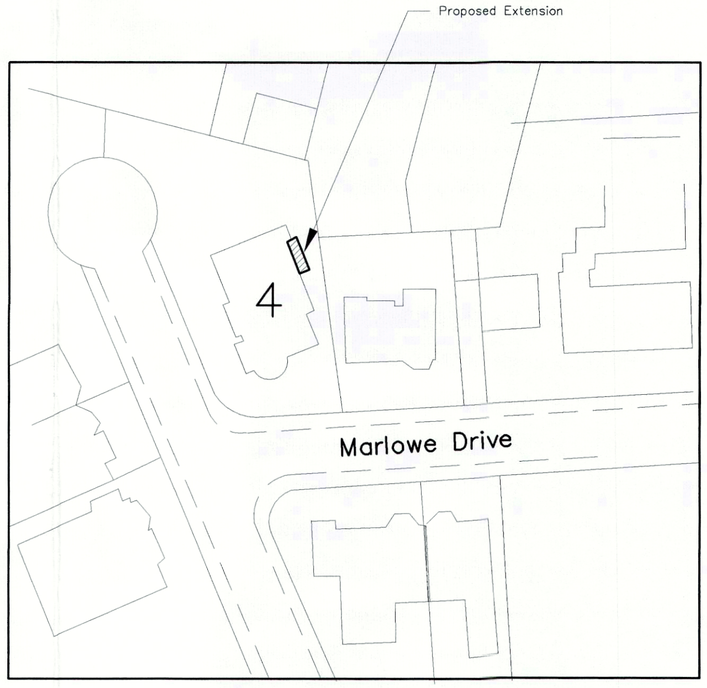

Site Plan

Scale 1:100 @ A2
Scale 1:500 @ A2

For Building Regulation and construction purposes this plan is to be read in conjunction with A & S INMAN (Designs) Ltd. General Building Specification GBS 01.00.00 Rev. 'P' and as amended and the Full Plans Approval documentation issued by the Local Authority Building Control Department and as agreed with the BCO.

Planning Note: –

Windows to be uPVC DG of a style to match the existing.
All window designs should be such that they are compliant with AD Part 'K' – Safe Access for Cleaning Windows.
Roof light to be suitably designed for use in a designated Conservation Area

Tilled roof to match the main house roof incorporating two conservation style roof lights

Gutters and RW pipes to match the existing

Brickwork, pointing and external finishes to match the existing.

Where applicable the position of utilities are for illustration purposes and are to be determined and agreed with the client.

Scale 0 1 2 3 4 5

Planning Plan

Proposed Single Storey Side Extension

4 MARLOWE DRIVE
DIDSBURY
MANCGESTER
M20 6DE

Prepared by:-
A & S INMAN (Designs) Ltd.
24 GRANGETHORPE ROAD
URMSTON
MANCHESTER
M41 9HT

Phone 0161 747 7433

©

Drg. No. 1652 / 01 / 21 Sht. 2 | A