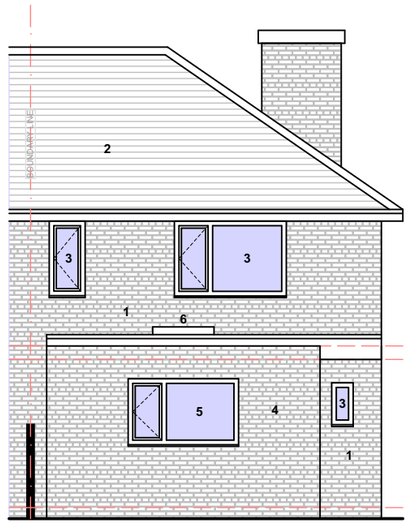

PROPOSED GA REAR ELEVATION
@1:100

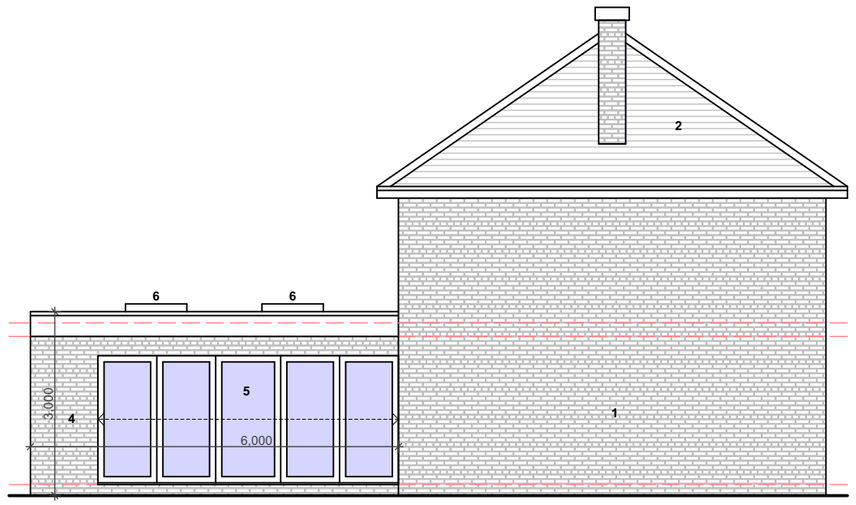

PROPOSED GA SIDE ELEVATION
@1:100

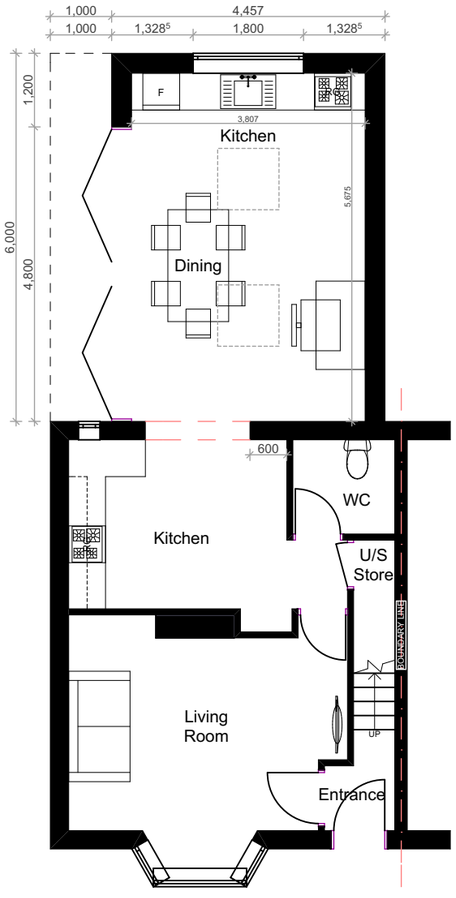

PROPOSED GA GROUND FLOOR PLAN
@1:100

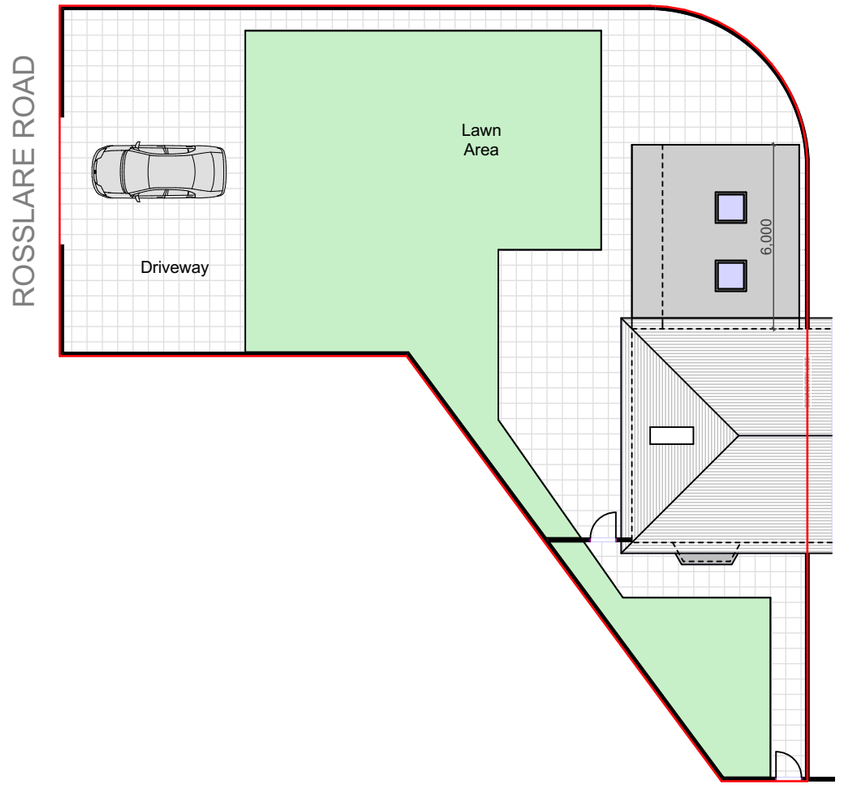

PROPOSED GA SITE PLAN
@1:200

notes

This drawing is subject to a detailed building and site survey, therefore no guarantee of its accuracy can be given.
This drawing has been draughted in accordance with the clients design requirements.
All areas are approximate and are subject to a detailed building and site survey and further design development.
All dimensions should be checked prior to commencement of construction on site. Measurements should not be taken off the drawing.

All dimensions shown are in millimetres (mm).

Text Key

1. Existing facing brickwork
2. Existing rosemary roof tiles
3. Existing uPVC door/window

4. Proposed facing brickwork
5. Proposed uPVC door/window
6. Proposed skylight

N

SITE BOUNDARY LINE

PL0 Planning Issue 17.03.21

revisions

PLANNING

NADA Architects Ltd
169 Kingsway
Burnage
Manchester
M19 2ND
Mob: 07974 735527
E: ahmed@nadaarchitects.com
W: www.nadaarchitects.com

D - design PL - planning PT - pre-tender
T - tender P - preliminary
C - construction R - record

JOE FRAIN

HOUSE EXTENSION.
32 BRINKSHAW AVENUE, MANCHESTER, M22 5FE

PROPOSED GA SITE PLAN & ELEVATIONS & FLOOR PLAN

scale	date	drawn	checked
1:100 @ A3 1:200 @ A3	17.03.21	MH	AC

job no	(category) dwg no	revision
21-914	(02)001	PL0

Drawing measurements shall not be obtained by scaling. Verify all dims prior to construction. Immediately report any discrepancies on this drawing to Architect. This drawing shall be read in conjunction with associated specifications and related consultant's documents.