

3 **Block 1 Proposed GA West Elevation**
1 : 100



4 **Block 1 Proposed GA South Elevation**
1 : 100

NOTES

DO NOT SCALE FROM THIS DRAWING.
VERIFY ALL DIMENSIONS AND SETTING OUT ON SITE.
NOTIFY ANY DISCREPANCIES TO THE ARCHITECT.
FOR STRUCTURAL INFORMATION, REFER TO STRUCTURAL ENGINEER'S DRAWINGS.
FOR M&E INFORMATION, REFER TO M&E ENGINEER'S AND SUB-CONTRACTORS' DRAWINGS.
FOR HEALTH & SAFETY INFORMATION, REFER TO HEALTH & SAFETY RISK ASSESSMENTS.

1:100 0 2 4 6 8 10 m

Key Plan - Block 1

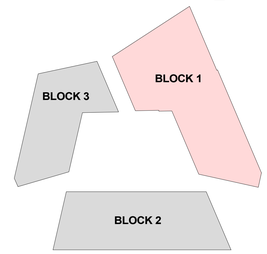

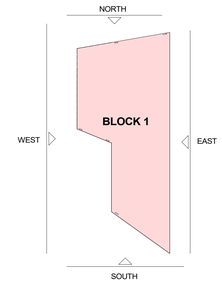

NOTES:

This drawing is based upon the following third party information:

C-SE Survey & Engineering:

AC114-003	Façade Elevations – Block 1
AC114-004	Façade Elevations – Block 2
AC114-005	Façade Elevations – Block 3
AC114-006	Roof Plans
AC114-001	Topo Survey

Simpson Haugh & Partners:

Existing As-Built GA plans and sections.

This drawing should be read in conjunction with the following HCD information:

A-PL-00-001	Site Location Plan
A-PL-01-001	Block 01 Existing GA Floor Plan Level 01
A-PL-01-002	Block 01 Existing GA Floor Plan Level 02
A-PL-01-003	Block 01 Existing Typical GA Floor Plan Level 03-16
A-PL-01-017	Block 01 Existing GA Floor Plan Level 17
A-PL-01-101	Block 01 Proposed GA Floor Plan Level 01
A-PL-01-102	Block 01 Proposed GA Floor Plan Level 02
A-PL-01-103	Block 01 Proposed Typical GA Floor Plan Level 03-16
A-PL-01-117	Block 01 Proposed GA Floor Plan Level 17
A-PL-01-150	Block 01 Existing GA Elevations (N & E)
A-PL-01-151	Block 01 Existing GA Elevations (S & W)
A-PL-01-152	Block 01 Proposed GA Elevations (N & E)
A-PL-01-153	Block 01 Proposed GA Elevations (S & W)
A-PL-02-015	Block 02 Existing GA Floor Plan Level 15
A-PL-02-115	Block 02 Proposed GA Floor Plan Level 15
A-PL-02-150	Block 02 Existing GA Elevations (S & E)
A-PL-02-151	Block 02 Existing GA Elevations (N & W)
A-PL-02-152	Block 02 Proposed GA Elevations (S & E)
A-PL-02-153	Block 02 Proposed GA Elevations (N & W)
A-PL-03-002	Block 03 Existing GA Floor Level 02
A-PL-03-013	Block 03 Existing GA Floor Plan Level 13
A-PL-03-102	Block 03 Proposed GA Floor Plan Level 02
A-PL-03-113	Block 03 Proposed GA Floor Plan Level 13
A-PL-03-150	Block 03 Existing GA Elevations (S & W)
A-PL-03-151	Block 03 Existing GA Elevations (N & E)
A-PL-03-152	Block 03 Proposed GA Elevations (S & W)
A-PL-03-153	Block 03 Proposed GA Elevations (N & E)

REVISION P03 BY JEM CHECKED APS DATE 26/03/2021
Window arrangement updated.
REVISION P02 BY JEM CHECKED APS DATE 15/02/2021
Key Updated
REVISION P01 BY NH CHECKED APS DATE 29/01/2021
First issue.

SUITABILITY

S4a | FOR PLANNING

CLIENT

UNITE STUDENTS

PROJECT

Unite Parkway Gate

TITLE

Block 1
Proposed GA Elevations
South and West

Hadfield Cawkwell Davidson
Broomgrove Lodge, 13 Broomgrove Rd, Sheffield, S10 2LZ T 0114 266 8181 www.hcd.co.uk

HCD PROJECT NO	SCALE	REV
2020-091	As indicated @ A1	P03

PROJECT NO	ORIGINATOR	VOLUME	LEVEL	TYPE	DOCUMENT NUMBER
20091	HCD	A1	ZZ	DR	A-PL-01-153

C:\temp\20091HCD-A0LZZ-M3-A-25-001_Building_WIP.R_jack.murgatroyd@HCD.PLA | 4 PDF