

3 **Block 3 Proposed GA East Elevation**
1 : 100



4 **Block 3 Proposed GA North Elevation**
1 : 100

NOTES:

DO NOT SCALE FROM THIS DRAWING.
VERIFY ALL DIMENSIONS AND SETTING OUT ON SITE.
NOTIFY ANY DISCREPANCIES TO THE ARCHITECT.
FOR STRUCTURAL INFORMATION, REFER TO STRUCTURAL ENGINEER'S DRAWINGS.
FOR M&E INFORMATION, REFER TO M&E ENGINEER'S AND SUB-CONTRACTORS' DRAWINGS.
FOR HEALTH & SAFETY INFORMATION, REFER TO HEALTH & SAFETY RISK ASSESSMENTS.

1:100 0 2 4 6 8 10 m

Key Plan - Block 3

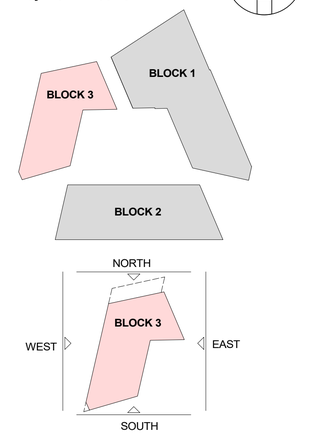

NOTES:

This drawing is based upon the following third party information:

C-SE Survey & Engineering:

AC114-003 Façade Elevations – Block 1
AC114-004 Façade Elevations – Block 2
AC114-005 Façade Elevations – Block 3
AC114-006 Roof Plans
AC114-001 Topo Survey

Simpson Haugh & Partners:

Existing As-Built GA plans and sections.

This drawing should be read in conjunction with the following HCD information:

A-PL-00-001 Site Location Plan

A-PL-01-001 Block 01 Existing GA Floor Plan Level 01
A-PL-01-002 Block 01 Existing GA Floor Plan Level 02
A-PL-01-003 Block 01 Existing Typical GA Floor Plan Level 03-16
A-PL-01-017 Block 01 Existing GA Floor Plan Level 17
A-PL-01-101 Block 01 Proposed GA Floor Plan Level 01
A-PL-01-102 Block 01 Proposed GA Floor Plan Level 02
A-PL-01-103 Block 01 Proposed Typical GA Floor Plan Level 03-16
A-PL-01-117 Block 01 Proposed GA Floor Plan Level 17
A-PL-01-150 Block 01 Existing GA Elevations (N & E)
A-PL-01-151 Block 01 Existing GA Elevations (S & W)
A-PL-01-152 Block 01 Proposed GA Elevations (N & E)
A-PL-01-153 Block 01 Proposed GA Elevations (S & W)

A-PL-02-015 Block 02 Existing GA Floor Plan Level 15
A-PL-02-115 Block 02 Proposed GA Floor Plan Level 15
A-PL-02-150 Block 02 Existing GA Elevations (S & E)
A-PL-02-151 Block 02 Existing GA Elevations (N & W)
A-PL-02-152 Block 02 Proposed GA Elevations (S & E)
A-PL-02-153 Block 02 Proposed GA Elevations (N & W)

A-PL-03-002 Block 03 Existing GA Floor Level 02
A-PL-03-013 Block 03 Existing GA Floor Plan Level 13
A-PL-03-102 Block 03 Proposed GA Floor Plan Level 02
A-PL-03-113 Block 03 Proposed GA Floor Plan Level 13
A-PL-03-150 Block 03 Existing GA Elevations (S & W)
A-PL-03-151 Block 03 Existing GA Elevations (N & E)
A-PL-03-152 Block 03 Proposed GA Elevations (S & W)
A-PL-03-153 Block 03 Proposed GA Elevations (N & E)

REVISION P03 BY: JEM CHECKED: APS DATE: 26/03/2021
Window arrangement updated.
REVISION P02 BY: JEM CHECKED: APS DATE: 15/02/2021
Key Updated

SUITABILITY
S4a | FOR PLANNING

CLIENT
UNITE STUDENTS

PROJECT
Unite Parkway Gate

TITLE
Block 3
Proposed GA Elevations
North and East

Hadfield Cawkwell Davidson
Broomgrove Lodge, 13 Broomgrove Rd, Sheffield, S10 2LZ T 0114 266 8181 www.hcd.co.uk

HCD PROJECT NO. 2020-091 | SCALE As indicated @ A1 | REV P03

PROJECT NO. 20091 | ORIGINATOR HCD | VOLUME A3 | LEVEL ZZ | TYPE DR | ROLE + NUMBER A-PL-03-153

C:\temp\20091-HCD-A0-ZZ-M3-A-20-001_Building_WS19_jack.murgatroyd\EWYK.rvt | © HCD