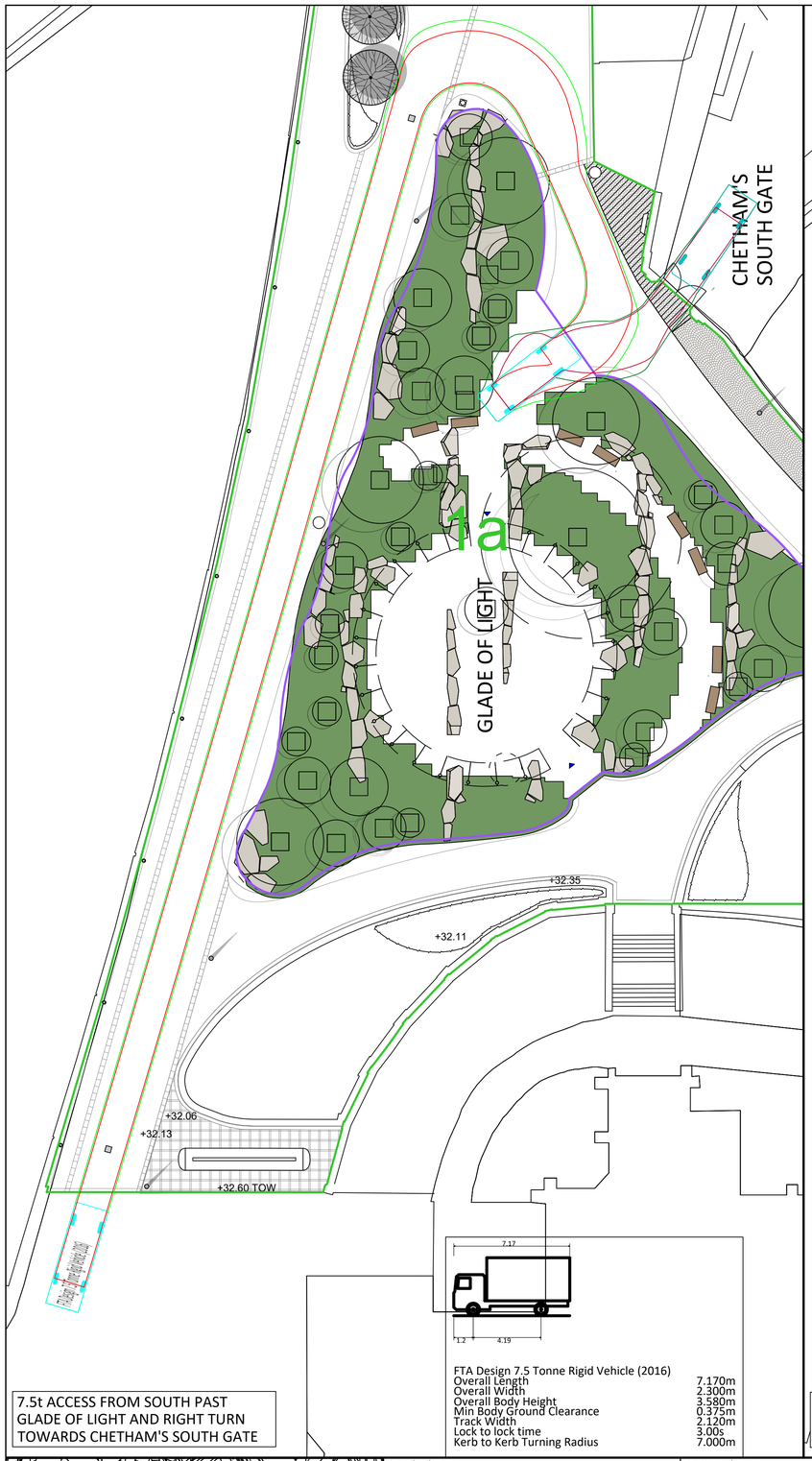


7.5t ACCESS FROM SOUTH PAST GLADE OF LIGHT AND RIGHT TURN TOWARDS CHETHAM'S SOUTH GATE

FTA Design 7.5 Tonne Rigid Vehicle (2016)

| | |
|---|---|
| Overall Length | 7.170m |
| Overall Width | 2.300m |
| Overall Body Height | 3.580m |
| Min Body Ground Clearance | 0.375m |
| Track Width | 2.120m |
| Lock to lock time | 3.00s |
| Kerb to Kerb Turning Radius | 7.000m |

FIRE PUMPING APPLIANCE ACCESS FROM SOUTH PAST GLADE OF LIGHT WITH REVERSE MANOEUVRE TOWARD CHETHAM'S SOUTH GATE

Pumping Appliance

| | |
|---|---|
| Overall Length | 7.900m |
| Overall Width | 2.500m |
| Overall Body Height | 3.300m |
| Min Body Ground Clearance | 0.140m |
| Track Width | 2.500m |
| Lock to lock time | 4.00s |
| Kerb to Kerb Turning Radius | 7.750m |

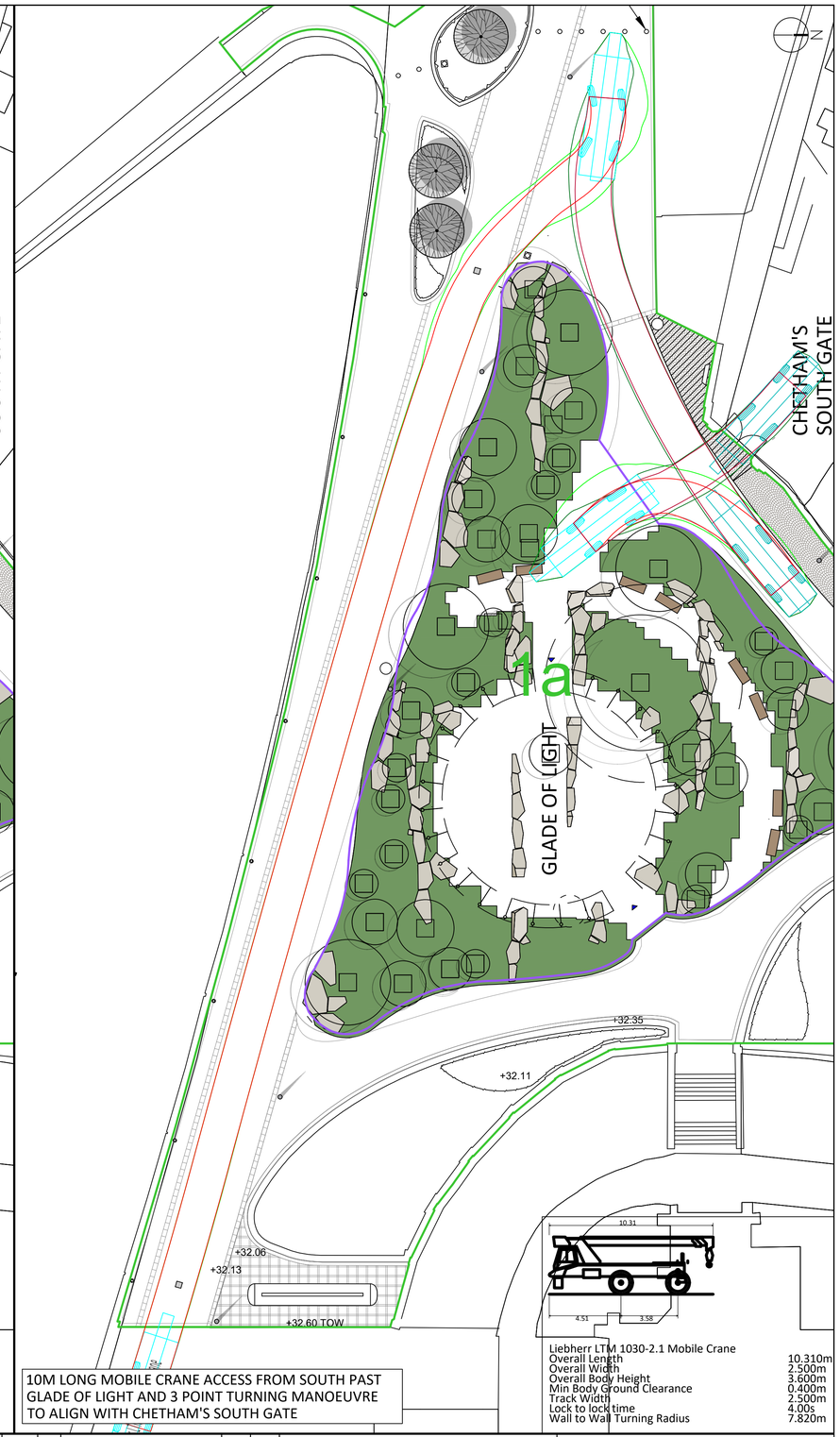


10M LONG MOBILE CRANE ACCESS FROM SOUTH PAST GLADE OF LIGHT AND 3 POINT TURNING MANOEUVRE TO ALIGN WITH CHETHAM'S SOUTH GATE

Liebherr LTM 1030-2.1 Mobile Crane

| | |
|---|---|
| Overall Length | 10.310m |
| Overall Width | 2.500m |
| Overall Body Height | 3.600m |
| Min Body Ground Clearance | 0.400m |
| Track Width | 2.500m |
| Lock to lock time | 4.00s |
| Wall to Wall Turning Radius | 7.820m |

Location Plan

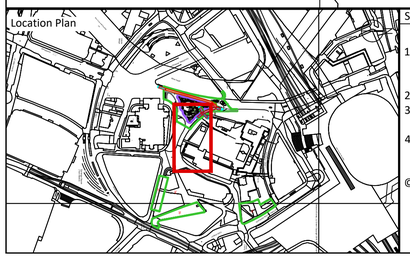

Standard Notes

1. This drawing is to be read in conjunction with all relevant Architect's and Engineer's drawings and the specification.
2. This drawing should not be scaled.
3. All dimensions are to be verified by the contractor on site.
4. All discrepancies should be reported to the C.A. prior to the commencement of the works.

© CIVIC ENGINEERS

Notes and Keys

1. PROPOSED GENERAL ARRANGEMENT AND SITE BOUNDARY ARE AS PER PLANIT-IE PL1784-VW-001-24-PLANIT IE WORKING FILE DRAWING, RECEIVED ON 22.10.2020.
2. TOPOGRAPHICAL SURVEY CARRIED OUT BY SURVEY OPERATIONS IN JUNE 2018, RECEIVED FROM GALLIFORD TRY INFRASTRUCTURE LIMITED ON 25.06.2018.

Notes and Keys

THE VEHICLE MOVEMENT ENVELOPES SHOWN ARE GENERATED USING AUTODESK VEHICLE TRACKING SOFTWARE AND ARE INDICATIVE ONLY. THE ENVELOPES SHOWN DO NOT MAKE ALLOWANCE FOR DRIVER ABILITY, GRADIENTS AND ALTERNATIVE VEHICLE SPECIFICATIONS.

Notes and Keys

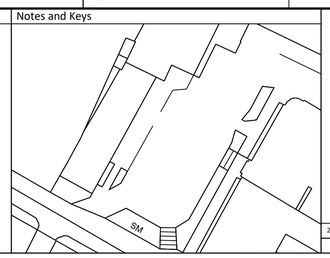


| Date | Rev | Description | Drawn | Chk |
|---|---|---|---|---|
| 21/01/21 | P01 | ISSUED FOR INFORMATION | CFK | CFK |

Project

MEDIEVAL QUARTER & GLADE OF LIGHT
MANCHESTER

Title

VEHICLE TRACKING
CHETHAM'S ACCESS
SHEET 2

Civic Engineers
MANCHESTER Carver's Warehouse, 77 Dale Street, Manchester, M1 2HG. Tel: 0161 228 6757
LONDON Lloyds Wharf, 3 Mill Street, London SE1 2BD. Tel: 020 7253 2977
LEEDS Tower Works, Unit 02-01, Globe Road, Leeds, LS11 5QG. Tel: 0113 2025 130
www.civicengineers.com

Status

INFORMATION

| Scale @ A1 | Date Created | Drawn | Checked | Project Number | Originator | Discipline | Drawing Number | Revision |
|---|---|---|---|---|---|---|---|---|
| 1:200 | 21/01/21 | CFK | CFK | 949-02 | CIVIC | C | TR 005 | P01 |