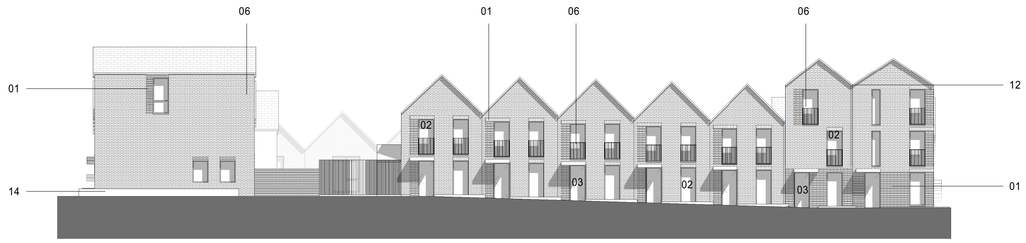

1 Plot I - North-West Elevation
1 : 200

2 Plot I - North-East Elevation
1 : 200

3 Plot I - South-East Elevation
1 : 200

4 Plot I - South-West Elevation
1 : 200

Materials Key description:

01 Facing brickwork with recessed banding – colour to match adjacent brick
02 Windows – Frame material tbc - RAL 7021 or similar
03 Entrance doors to houses – PPC finish, integrated post box and numerals
04 Entrance door to apartments – PPC Frame with glazed side panel and numerals
05 Apartment core entrance door – Glazed with PPC frame – RAL7021 or similar
06 Railing/Gate – mild steel, PPC finish – RAL 7021 or similar
07 PPC aluminium canopy
08 Intercom system brushed stainless steel finish
09 Planter Balustrade – recessed planting trough – RAL 7021 or similar
10 Louvered door to plant/service areas – metal with PPC finish – RAL 7021 or similar
11 Louvers – metal with PPC finish – RAL 7021 or similar
12 Shadow gap detail to brick façade at party walls
13 Raised planter – brick with recessed banding – colour to match house
14 Raised planter
15 Dark metal coping – RAL 7021 or similar
16 Bike store with integral housing for air source heat pump, with metal louvered screen/doors – RAL 7021 or similar
17 Dark stained timber pergola/visual screen
18 Dwelling divider – light coloured facing brickwork (500mm(h) x 200mm(w))
19 Facing brickwork with recessed/projecting pattern - colour to match adjacent brick

-For landscape materials and boundary treatments, refer to hardscape drawing (LEV-00-GR-DR-L-1251).
-All rainwater pipes to be located on rear facades of houses – RAL 7021 or similar

Materials Key:

- Facing brickwork type 1 – light colour, stretcher bond
- Facing brickwork type 2 – red colour, stretcher bond
- Facing brickwork type 3 – dark colour, stretcher bond
- Facing brickwork type 4 – blue/grey colour, stretcher bond (to Mews Houses only)
- Roof tile – Dark grey/anthracite colour interlocking tile

0 10m
2m 4m 6m 8m

Notes

1. Do not scale this drawing.
2. All dimensions must be checked on site and any discrepancies verified with the architect.
3. Unless shown otherwise, all dimensions are to structural surfaces.
4. Drawing to be read with all other issued information. Any discrepancies to be brought to the attention of the architect.
5. This drawing is the copyright of Levitt Bernstein and may not be copied, altered or reproduced in any form, or passed to a third party without license or written consent.

This is not a construction drawing, it is unsuitable for the purpose of construction and must on no account be used as such.

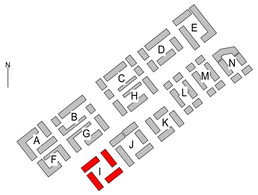

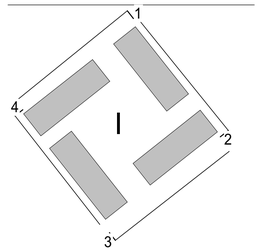

Rev	Date	Description	Initials
P4	16/02/21	Updated Planning Issue	DM
P3	14/08/20	Revisions to Planning Issue	DM
P2	26/11/19	Planning Issue	MF
P1	01/11/19	Draft Issue for Information	MF

Project name

Land at Coleshill Street

Miles Platting

Drawing number: 3547A - LEV - 00 - XX - DR - A - 1680
Rev: P4

Drawing
Plot I - Proposed Perimeter Elevations

Purpose of issue
Date: 1/11/19

Scale: As indicated @ A1
Drawn: GG

Client: Engie Services Ltd and Landcare (East Manchester) Ltd
Checked: MT

London
Thane Studios
2-4 Thane Villas
London N7 7PA
+44 (0)20 7275 7676
Manchester
Bonded Warehouse
Grape Street
Manchester M3 3JE
+44 (0)16 1669 8740

Levitt Bernstein
levittbernstein.co.uk

C:\Revit Local\3547A-DOC-R19-CENTRAL_david.magill.rvt