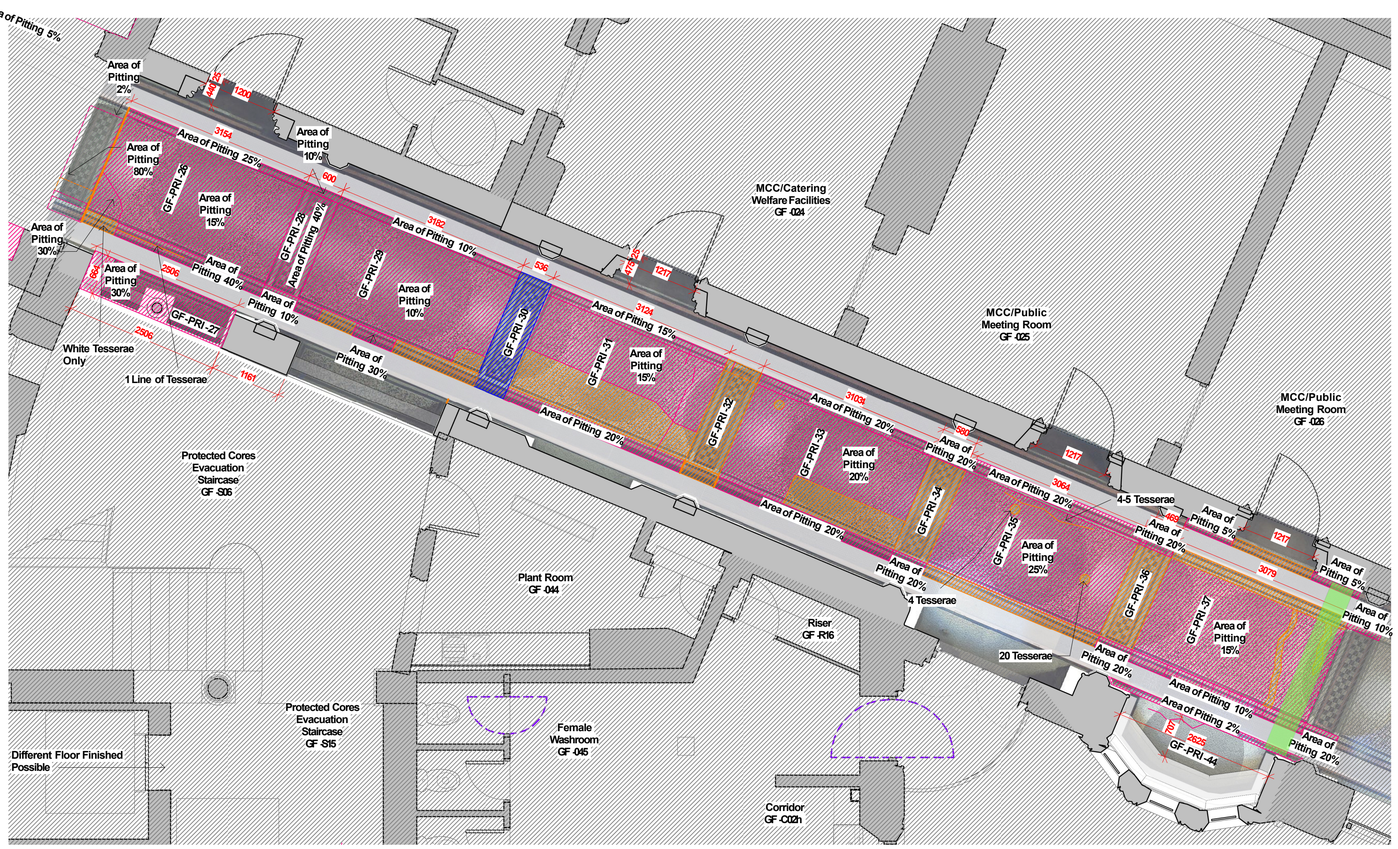


## 1 Mosaic Repairs Plan - GF - EAST PRINCESS ST

1 : 50

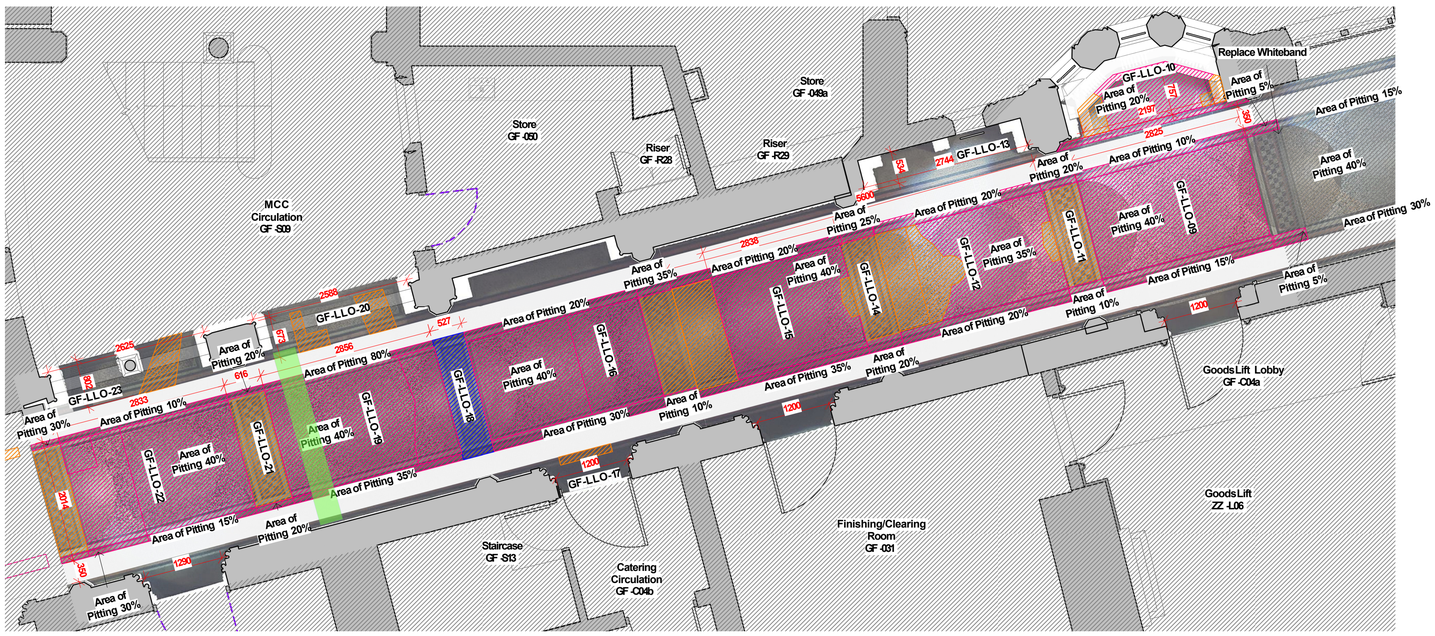


## 2 Mosaic Repairs Plan - GF - EAST LLOYD ST

1 : 50

Suspected type 8 header detail location at level LG

**General Notes:-**

1. Replacement tesserae to match existing in colour, size, shape quality and appearance - Refer to petrographic analysis of existing to determine specifications of replacement.
2. All mortar repairs to be in lime cement mortar, colour matched to suit location; i.e. pink in areas of original mosaic and grey in areas of modern mosaic.
3. Cleaning prior to commencement:
Undertake general clean of mosaics prior to works commencing. Initial clean using a soft brush with dust extraction followed by a general clean with neutral detergent diluted in de-ionised water and applied with a stiff bristle brush. Avoid over wetting the mosaics and any residual water to be removed upon completion.
4. Cleaning upon completion:
Allow for general clean following works to remove residual mortar and grout. Once complete, area to be protected for the duration of the remaining works in a method to be agreed with the Architect.

### Mosaic and Terrazzo Repairs Key

- Removal of existing material (worn tesserae, failed grout, non matching previous repair, areas of cracking) and replacement with new tesserae, feathered into existing. NBS M40 120A
- Removal of existing material (areas of cracking wider than one tesserae's width) and replacement with new tesserae, feathered into existing. NBS M40 120A
- Rake out existing mortar, clean void and infill with new lime mortar cement. NBS M40 119B
- Rake out existing mortar in areas of cracking, clean void and infill with new lime mortar cement. NBS M40 119B

**Area of Pitting 2%** — For the mortar repairs (pink hatched areas), allow for 100% of areas defined by the hatches to be repaired, except where a percentage figure is shown. In these locations allow for that percentage of the area defined by the hatch to be repaired.

### Mosaic and Terrazzo Alterations Key

- New mosaic trench. Refer to OTH-PUR-TH-ZZ-DWG-A-5635 for details. Removal of mosaic to follow NBS M40 120A

| Bay Reference | Mortar colour for areas of repair and replacement |
|---|---|
| GF-PRI -26 | Pink |
| GF-PRI -27 | Grey |
| GF-PRI -28 | Pink |
| GF-PRI -29 | Pink |
| GF-PRI -30 | Pink |
| GF-PRI -31 | Pink |
| GF-PRI -32 | Grey |
| GF-PRI -33 | Pink |
| GF-PRI -34 | Pink |
| GF-PRI -35 | Pink |
| GF-PRI -36 | Pink |
| GF-PRI -37 | Pink |
| GF-PRI -44 | Pink |
| GF-LLO -09 | Pink |
| GF-LLO -10 | Pink |
| GF-LLO -11 | Pink |
| GF-LLO -12 | Pink |
| GF-LLO -13 | Pink |
| GF-LLO -14 | Pink |
| GF-LLO -15 | Pink |
| GF-LLO -16 | Grey |
| GF-LLO -17 | Pink |
| GF-LLO -18 | Grey |
| GF-LLO -19 | Grey |
| GF-LLO -20 | Pink |
| GF-LLO -21 | Grey |
| GF-LLO -22 | Grey |
| GF-LLO -23 | Pink |

**ScaleBars** to be used as guidance only - refer to sheet size below

| | | | | | | | | |
|---|---|---|---|---|---|---|---|---|
| 1:100 | mm | 1000 | | 3000 | | 5000 | | 7000 |
| 1:200 | mm | | 5000 | | 8000 | | 12000 | 16000 |
| 1:500 | M | 5 | | 15 | | 25 | | 35 |
| 1:1250 | M | 10 | | 30 | | 50 | 70 | 90 |

**Notes:**

Drawings are based on survey data and may not accurately represent what is physically present.
Do not scale from this drawing. All dimensions are to be verified on site before proceeding with the work.
All dimensions are in millimeters unless noted otherwise.
Purcell shall be notified in writing of any discrepancies.

**Key Plan**

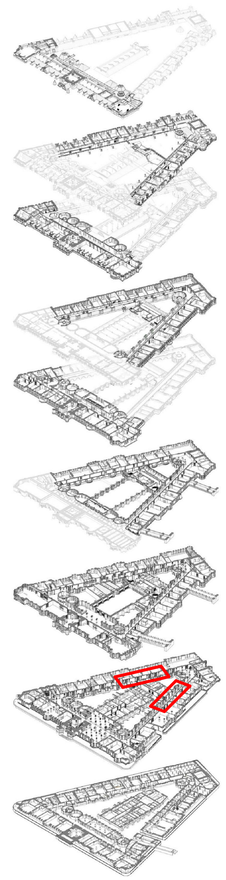

| ISSUE | DATE | APPROVED | DRAWN | DESCRIPTION |
|---|---|---|---|---|
| - | 22/01/2021 | JC | RM | Issued for information |

OUR TOWN HALL PROJECT

PURCELL

Project Office, Town Hall, MANCHESTER M60 2LI
+44 (0) 7970 097 432
www.purcelluk.com

| | |
|---|---|
| PROJECT STATUS | RIBA STAGE 4 |
| CLIENT | MANCHESTER CITY COUNCIL |
| PROJECT | OUR TOWN HALL |
| DRAWING TITLE | MOSAIC AND TERRAZZO REPAIR LEVEL GF - EAST LLOYD AND PRINCESS ST |
| SIZE & SCALE | A1: As indicated |
| DRAWING STATUS | FOR INFORMATION |
| JOBNUMBER | 236959 |
| DRAWING NO. | OTH-PUR-TH-GF-SKE-A-3003 |
| REV | - |

© PURCELL 2019. PURCELL ® IS THE TRADING NAME OF PURCELL ARCHITECTURE LTD.

26/06/2020 16:15:55