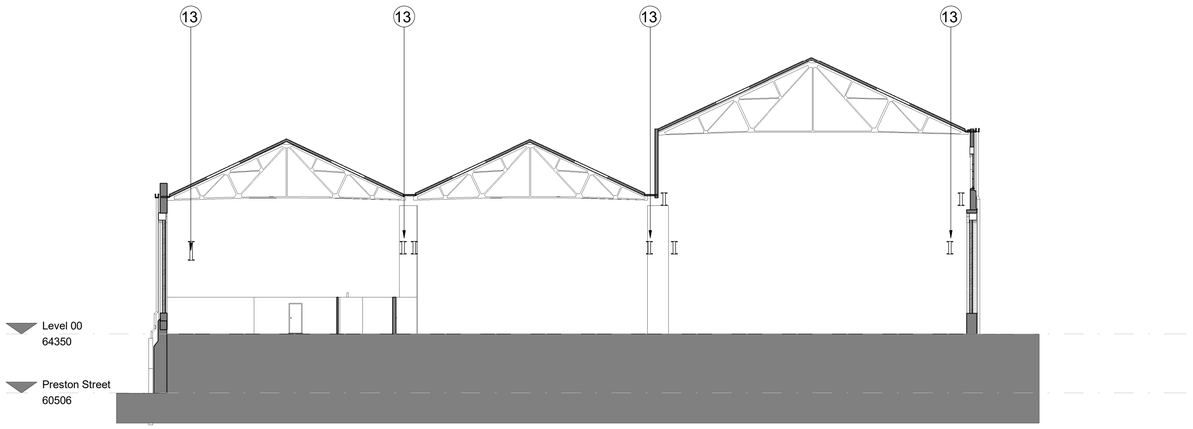

Existing Section 6

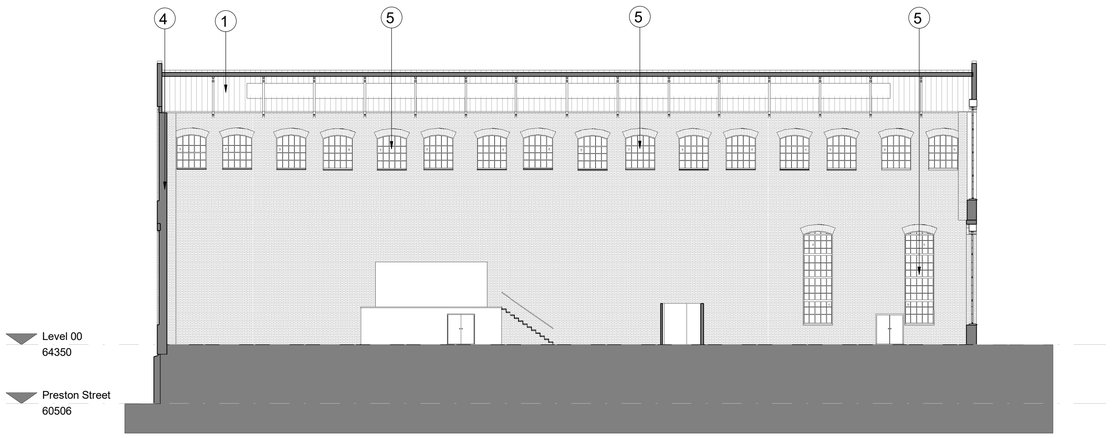

Existing Section 7

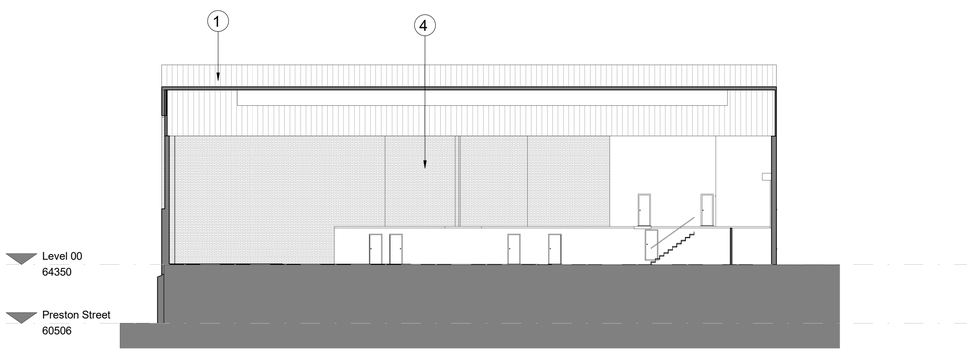

Existing Section 8

Existing rooflight positions and sizes as shown are approximate and are subject to site verification

0 5m 10m
1:200

General Notes

Do not scale from this drawing. Only work to written dimensions.

All site dimensions shall be verified by the Contractor on site prior to commencing any works.

This drawing is the property of Fletcher-Rae (UK) Limited (t/a Fletcher-Rae) and copyright is reserved by them. The drawing is not to be copied or disclosed by or to any unauthorised persons without the prior written consent of Fletcher-Rae (UK) Limited.

APPROVAL

MORGAN SINDALL

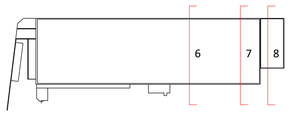

KEY PLAN

LEGEND

1. ASBESTOS CEMENT SHEETING
2. ROOF LIGHTS
3. ROOF ACCESS LADDER
4. MASONRY
5. STEEL FRAMED WINDOWS
6. CAST IRON RAINWATER PIPES
7. ROLLER SHUTTER DOORS
8. MASONRY EXTENSION
9. PROFILED METAL SHEET ROOF
10. UPVC WINDOWS
11. UPVC RWP's
12. STEEL RADIO TOWER
13. CRANE RAILS
14. FENCING
15. PARTITIONS
16. ROOF ACCESS WALKWAY
17. REDUNDANT VEHICLE ACCESS
18. TRAPEZOIDAL CLADDING

Rev.	Description	Date	ISS	APP
P3	Drawing amended to reflect survey information	30.10.20	JB	
P2	Drawing number revised from 18012 to HRD	02.10.20	JB	
P1	First Issue	11.09.20	JB	

Scale @ A1 **As indicated**
Status **For Approval**
Drawn By **JB**
Checked By **AT**
Date **01.09.20**

Client:
Morgan Sindall

Project:
18021 Hammerstone Road Manchester

Sheet Name:
Existing Sections Sheet 3

Project No. Orig. Zone Level Type Role Dwg No. Rev
HRD -FRA -01 -XX -DR -A -20-1013 -P3

fletcher rae
Architects | Master Planners | Designers
Hill Quays, 5 Jordan Street, Manchester, M15 4PY

t +44 (0) 161 242 1140
f +44 (0) 161 242 1141
w www.fletcher-rae.com
e info@fletcher-rae.com