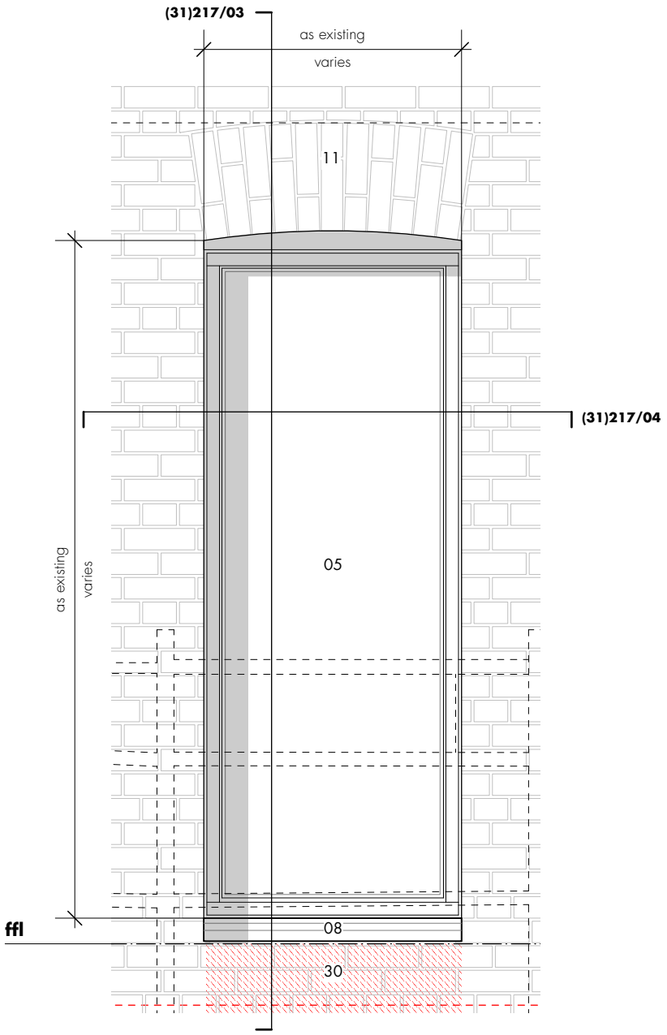

KAM-SKM-MT-ZZ-DR-A-(31)217/01 • external elevation 1:20

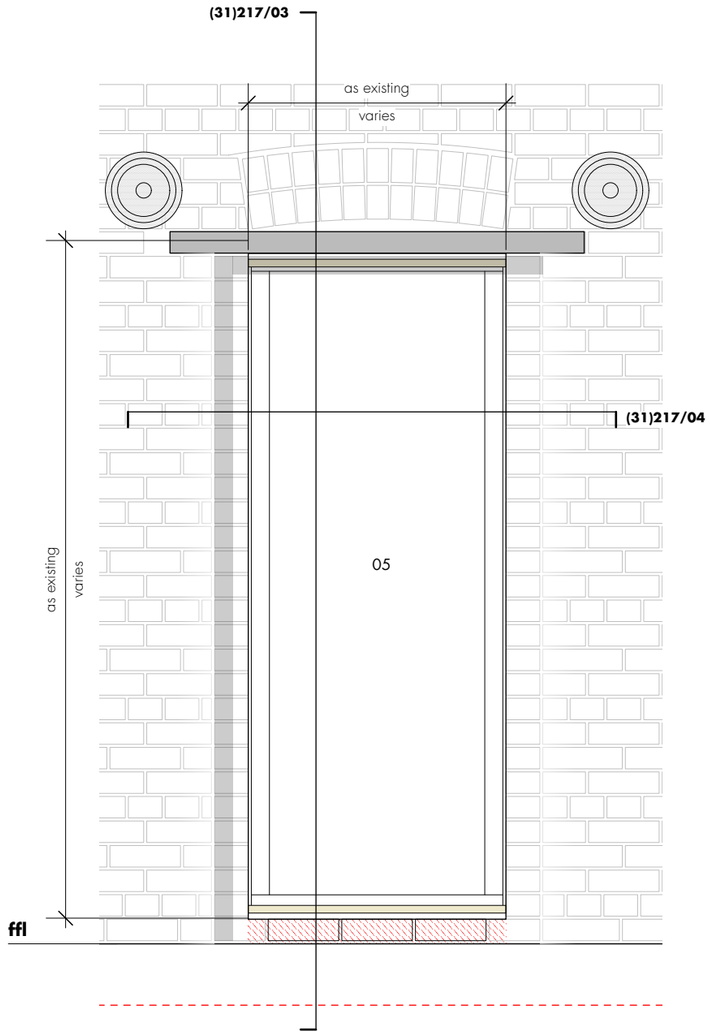

KAM-SKM-MT-ZZ-DR-A-(31)217/02 • internal elevation 1:20

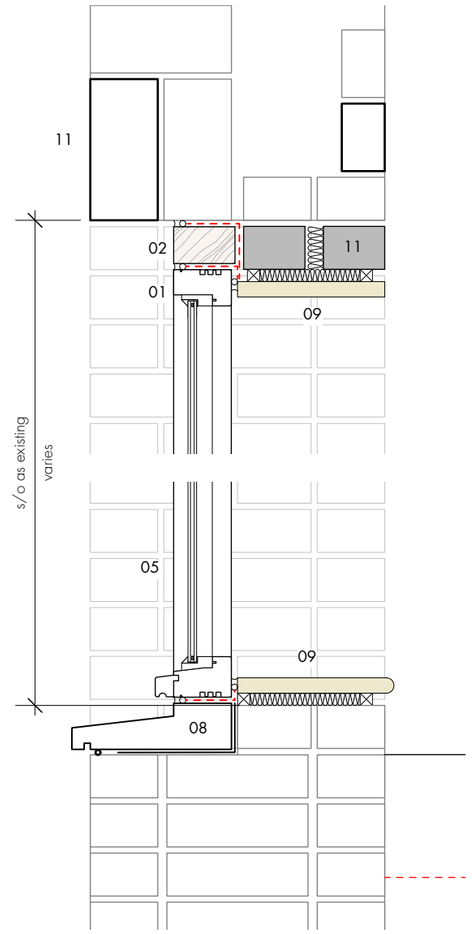

KAM-SKM-MT-ZZ-DR-A-(31)217/03
detail section 1:10

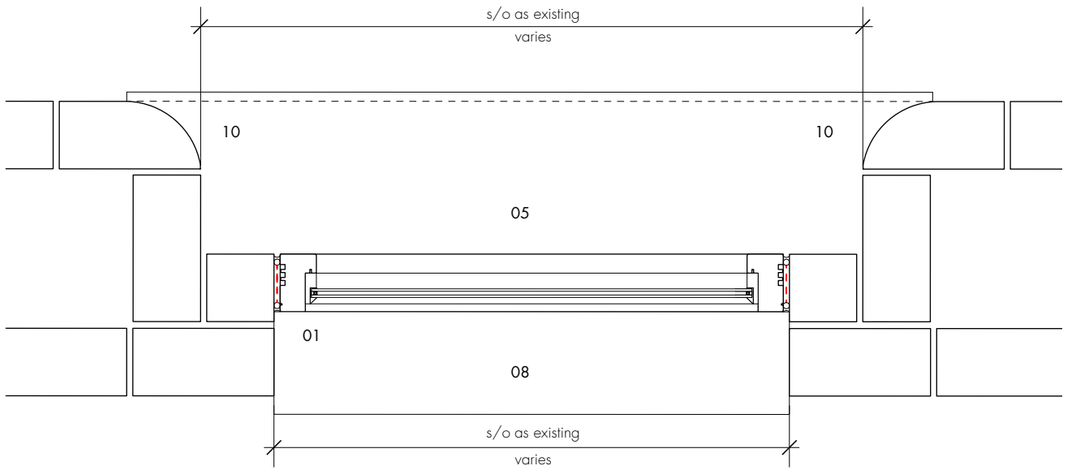

KAM-SKM-MT-ZZ-DR-A-(31)217/04 • detail plan 1:10

elevation key - window type location nts

key

ext 01

01 solid timber window frame
for glazing specification refer to window schedule
frame to sit on DPM with continuous mastic joints
to brickwork abutments as required

02 solid timber camber infill scribed to ex. brick arch profile to both int/ext elevations.
- painted finish to match window frame

03 outward opening light - side hung

04 outward opening light - centre pivot

05 fixed light

ext 01

06 ppc alu. louvre glazed in to solid timber frame
- tbc by specialist manufacturer

07 existing stone cill retained - minor damage to be repaired locally/like-for-like replacement as req.

08 new stone cill to match existing

09 timber cill + head board to be installed over exposed brick cill. to be scribed to reveal profile with mastic joints to brick abutments as req. insulation to be fitted in void.
- screw fixed (countersunk) + pelleted
- painted finish

10 chamfered brickwork reveal and aperture in general to be made good - refer to remedial works document for initial guidance.

11 existing lintel to be made good where possible

12 new lintel - as per SE design & specification

13 new brick opening to be made good with reclaimed bricks from demolition works to match existing type/coursing.
- refer to demolition elevations

14 existing stone/brick junction at cill finished with mortared joint where brickwork is replaced/made good

15 existing masonry detailing surrounding aperature to be made good as req.

16 glass barrier

17 metal flat bar barrier

18 back painted glass to conceal floor build up

19 ironmongery - refer to schedule

20 PPC aluminium planter with integrated spitter fixing method - tbc. colour - tbc

21 10mm slate tile on mortar bed to protect exposed cill tile size and setting out - tbc

22 existing steel detail to be retained.
condition to be assessed to ascertain scope of remedial works

23 aluminium flashing fixed to subframe
- scope of area to be demountable to be reviewed against installation of fire curtain and access req.

24 aluminium bottom hung window
(opening between 15-30°)

25 painted MDF reveal colour - tbc

26 timber packer

27 skirting

28 demountable aluminium flashing
-to provide access to fire curtain

29 BLE fire + smoke curtain or acceptable equivalent

30 masonry infill

31 curtain wall - with inner sleeve
- EDPM to perimeter with continuous mastic joints to brickwork abutments as required

32 silicon joint

33 acoustic boxing out to int. face of louvre
- timber framing inset to reveal
- 12mm cem.board (≥ 1150 kg/m3) and
- 12 mm plywood (≥ 560 kg/m3)
- insulation req.tbc building control

34 cavity drainage system
- independent wall lining to be installed by tenant

notes

for window type location drawings ref: KAM-SKM-MT-ZZ-DR-A-(31) 200 to 201.

window types to be read in conjunction with window schedule kAM-SKM-MT-ZZ-SH-W001 and GA plans KAM-SKM-00-DR-A-(00)150 onwards.

all existing window structural openings to be site measured. for approximate sizes, refer to window schedule. all windows are subject to site measurement prior to manufacture.

change from original application. refer to changes schedule for further details

rev • description	issued • drawn • checked
a • section 19/73 application issue	23.04.21 • hlm • jr

shedkm
+44 (0)151 709 8211
+44 (0)207 253 8881

project	kampus • listed buildings
client	mount anvil
drawing number	KAM-SKM-MT-ZZ-DR-A-(31) 217 **a**
scale	as shown @ a3
status	**planning**

minto + turner • proposed window type 03

do not scale from this drawing • all dimensions are to be set out and checked on site prior to starting construction • any discrepancy found between information given on this drawing and that given elsewhere or recorded on site shall be brought to the attention of the project architect immediately