CEILING PANEL DETAIL:

2 x OFF REQUIRED - see RCP 632-P-06 for sizes

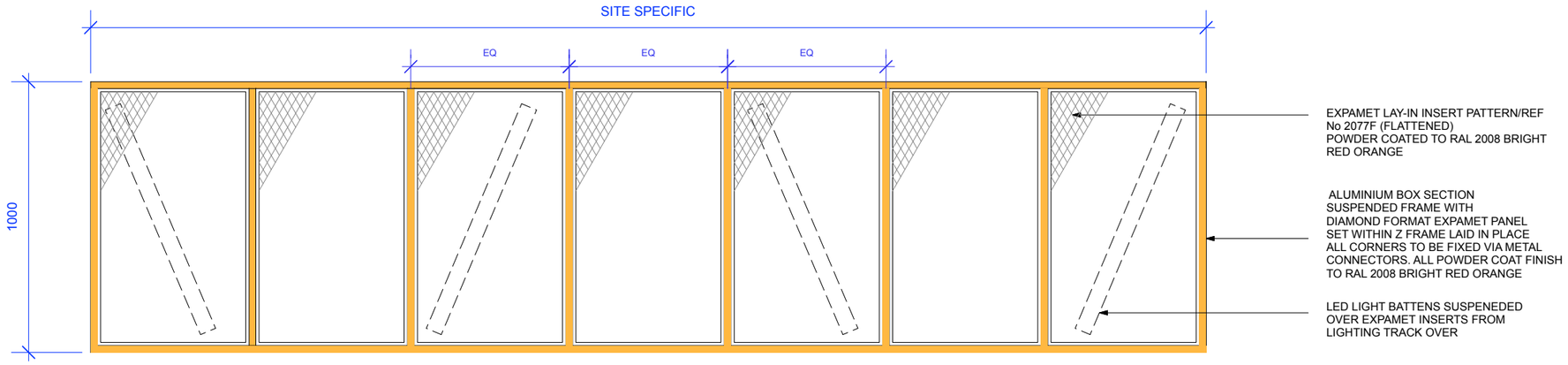

CEILING RAFT: PLAN
Scale 1 : 20 @ A3

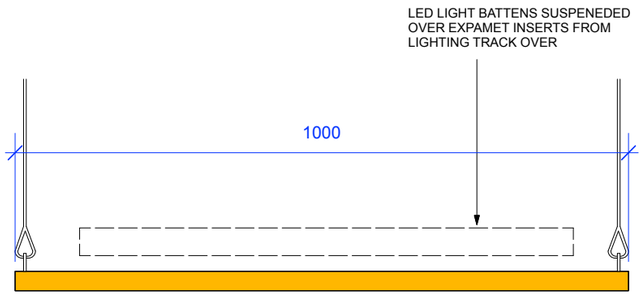

CEILING RAFT: END ELEVATION
Scale 1 : 10 @ A3

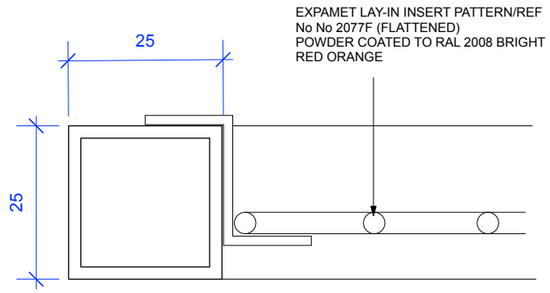

DETAIL
Scale FS @ A3



EXPAMET PATTERN No 2077F (FLATTENED)

HANGING DETAIL:

MEDIUM DUTY STEEL WIRE,
SECURED TO STRUCTURAL SOFFIT

FIXINGS AVAILABLE FROM TOOLSTATION AS FOLLOWS:-

CHAIN PLATE HOOKS - REF 87561
M6 TURNBUCKLES - REF 71374
M6 WIRE ROPE THIMBLES - REF 92382
GALVANISED ROPE - REF 89647

COPPER FERRULES FOR CLAMPING WIRE ROPE OVER THIMBLE
AVAILABLE THROUGH WIREROPESHOP.CO.UK/WIRE-STORE

NOTES

DO NOT SCALE FROM THIS DRAWING.
CONTRACTORS MUST VERIFY ALL DIMENSIONS ON SITE PRIOR TO COMMENCING WORKS.

ANY DISCREPENCIES NOT BROUGHT TO THE ATTENTION OF O1 CREATIVE BECOME THE RESPONSIBILITY OF THE CONTRACTOR / FABRICATOR INVOLVED.

THIS DRAWING IS TO BE READ IN CONJUNCTION WITH ALL THE SPECIFICATIONS AND ALL RELEVANT DESIGNER, ENGINEERS SERVICES AND SPECIALIST CONTRACTORS DRAWINGS.

THE WORKS DESCRIBED IN THIS DRAWING SHALL BE UNDERTAKEN IN ACCORDANCE WITH THE CURRENT HEALTH & SAFETY LEGISLATION AND THE HEALTH & SAFETY DOCUMENTATION PREPARED BY THE PLANNING SUPERVISOR FOR THE PROJECT.

REVISIONS

NO	DESCRIPTION	DATE
A	Expamet Reference confirmed	Apr 21

Copyright of this drawing is reserved by o1 creative and issued on condition that it is not copied, reproduced or disclosed either wholly or in part without the written permission of o1 creative

69 OLD ST
LONDON EC1V 9HX
TEL : 0207 100 1178

STATUS

TENDER

PROJECT

GDK
14 OXFORD ROAD
MANCHESTER
M1 5QA

TITLE

CEILING PANEL DETAIL

SCALE

1 : 20 1:10 FS @ A3

DATE

MAR 21

DRAWING NO **REV**

GDK-oxf-632-E.08