Warburton associates

Project Safety | Chartered Architects | Project Managers

Method Statement

Supplementary Information for Joint Planning and Listed Building Consent Application

Ref 129919/FO/2021

Roof Light Replacement

India House, Whitworth Street, Manchester.

the guinness partnership



23rd April 2021

Warburton Associates ref 5194

Warburton Associates Design & Management Ltd Registered in England No. 3875082
The Old Police Station, 62 Chapel Street, Salford, MANCHESTER M3 7AA
Tel. 0161 833 9345 Fax. 0161 831 7584 mail@warburtonassociates.com

RIBA Chartered Practice | CHAS | aps association for project safety | smas worksafe consultant www.smasltd.com SSIP | North West Consortium of NHS Trusts | CfA ISO 9001 UKAS | Constructionline | INVESTOR IN PEOPLE

Introduction

This document is additional information for application ref 129919/FO/2021 as requested by the Planning department on 21st April 2021

The request is:-

> *'We need a detailed method statement for all the works proposed, including for where rafters would need to be trimmed to install the new rooflights/windows.'*

Background (also refer to all other application documents)

There are 2 existing types of rooflight:-

- **Flat sheets of glass**
  To replace the flat sheets of glass with new conservation rooflights some of the existing rafters will need to be trimmed.

- **Velux Standard**
  No alterations to the roof are required the new roof lights are a very similar size. The main difference is the type of flashing proposed – this new flashing will allow the new roof lights to be set lower between the rafters and have a more flush appearance as agreed with the conservation officer. The new rooflight will fit into the existing opening without any impact on the building.

This method statement therefore is only applicable to the flat sheet of glass type rooflights.

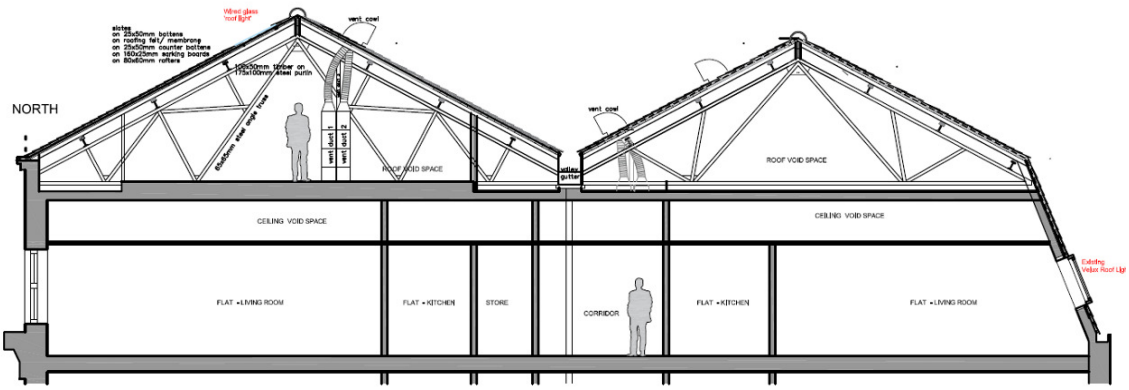

Existing Section showing the both types of roof light position, structure – steel trusses, purlins and rafters

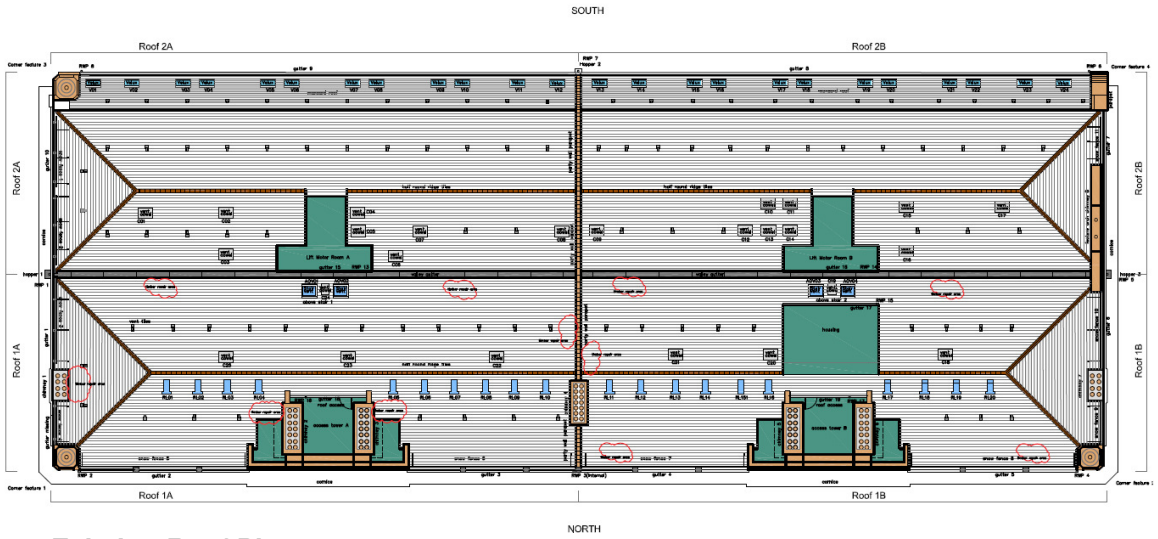

Existing Roof Plan

Proposed Work

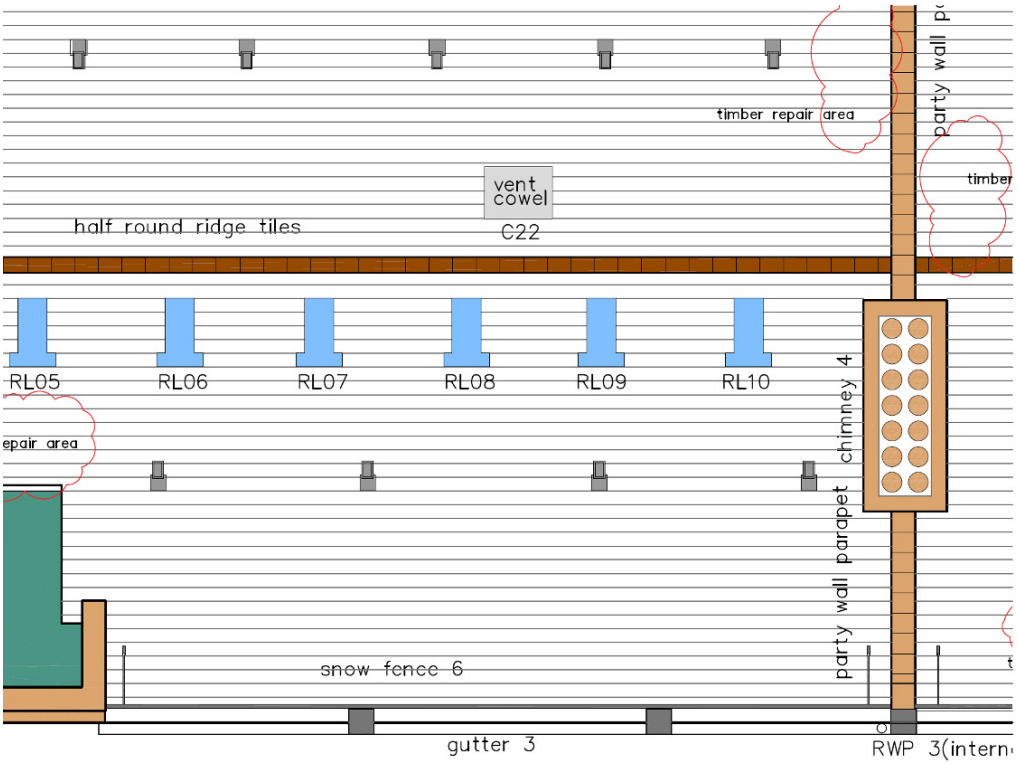

Existing Roof Plan (part copy to allow the detail to be seen)

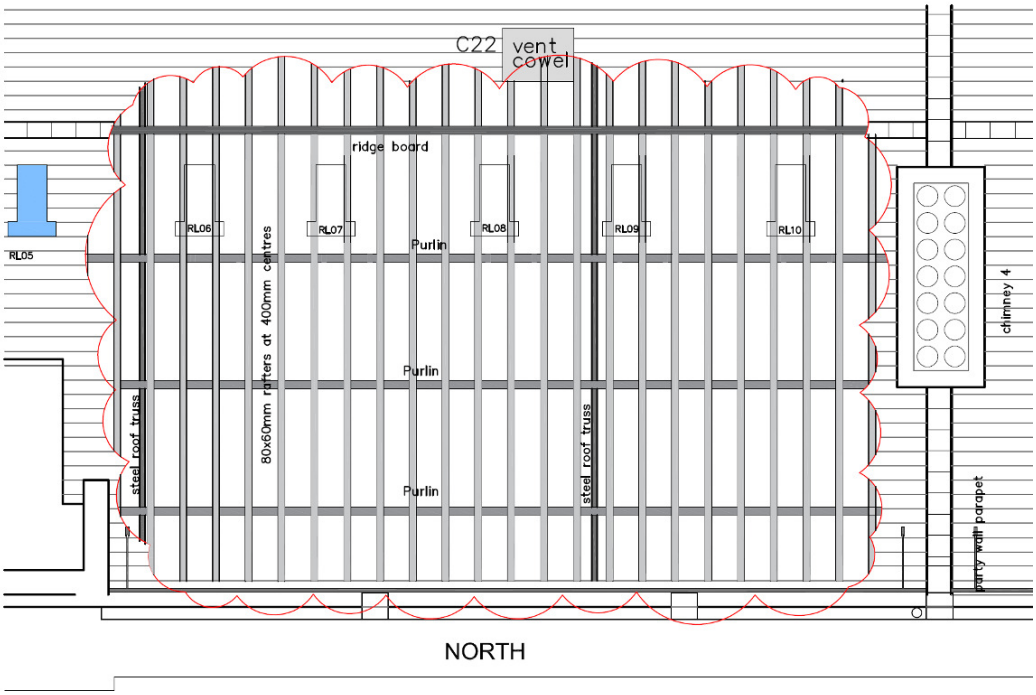

Existing Roof Plan showing the structure – steel trusses, purlins and rafters (part copy to allow the detail to be seen)

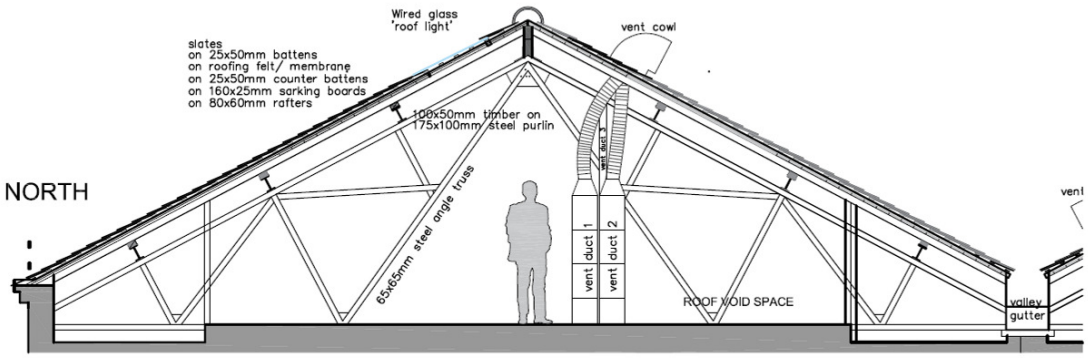

Existing Front Section showing the structure – steel trusses, purlins and rafters

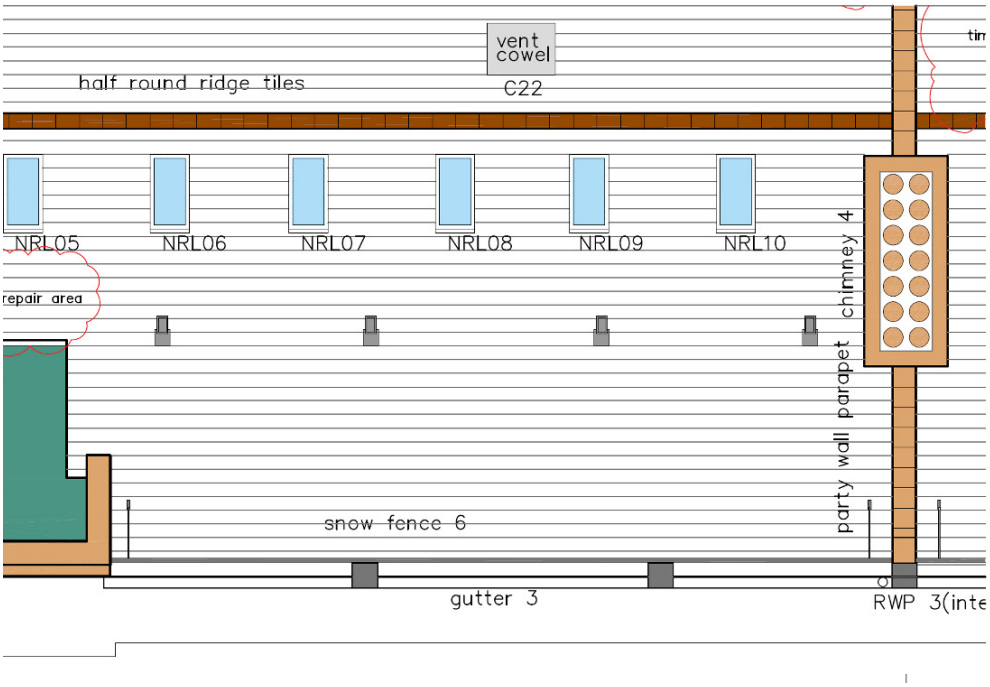

Proposed Roof Plan (part copy to allow the detail to be seen)

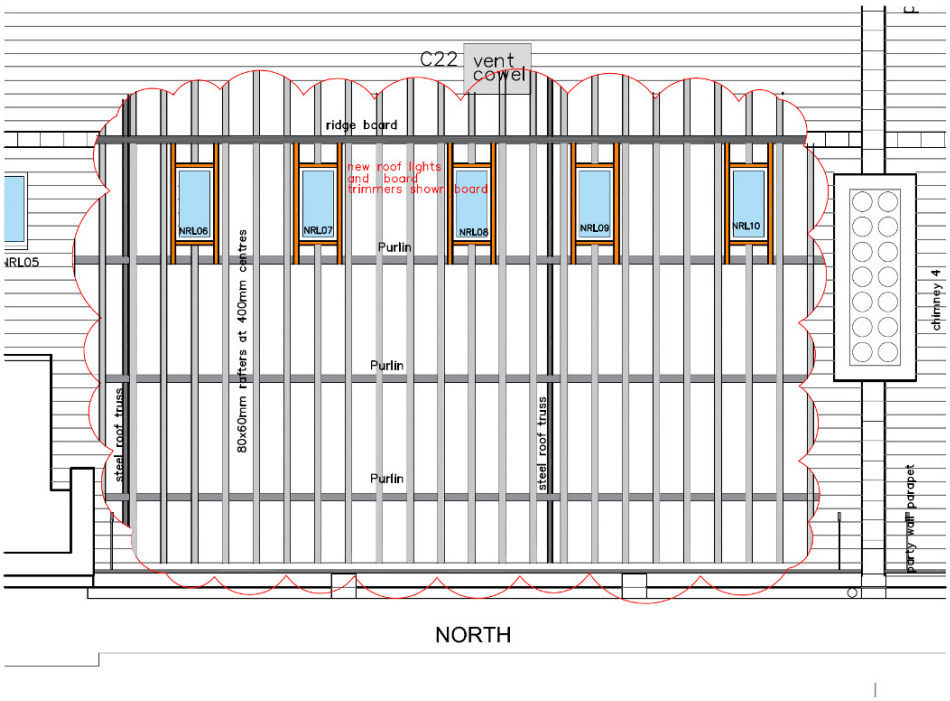

Proposed Roof Plan showing the existing structure together with the new trimmers and rafters coloured orange (part copy to allow the detail to be seen)

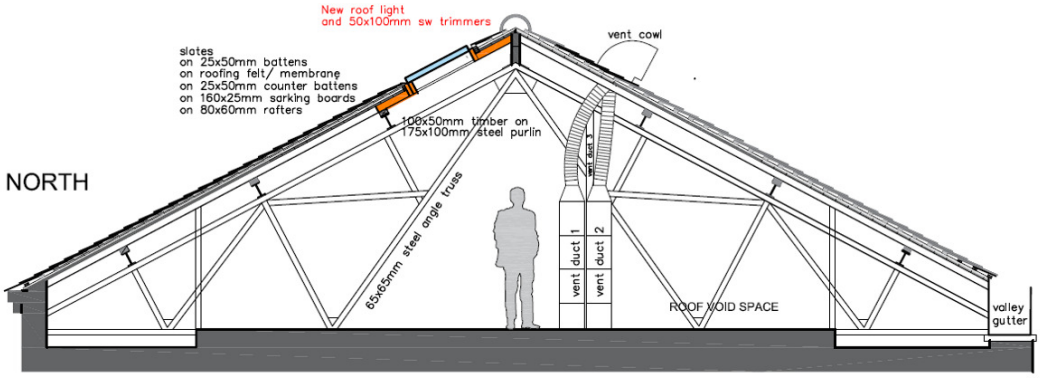

Proposed Front Section showing the structure – steel trusses, purlins and rafters and the new rafters/ trimmers coloured orange

Description

For each new rooflight (20no.) one rafter will have to be cut. The existing softwood rafters are 80mm deep and 60mm wide.
New softwood trimmers will be added to take the cut ends of the existing rafters. These trimmers will then be attached to new rafters that will span from the top purlin to the ridge board (approx. 1500mm long)

Method/ Sequence

- The existing roof will have the existing slates, felt and glass sheet roof lights etc removed back to the structure.
- The new rafters will be fitted and secure to the existing structure (wall plate on the purlins and ridge board).
- The rafters that are to be cut/ trimmed will be temporarily propped and cut to suit the new opening dimensions.
- The new trimmers will be placed in position and attached to the exiting rafters and new timber rafters.
- The new roof light frames will be installed
- The new roof covering and flashings will be installed.

Refer to drawing extracts above (original drawings issued separately as part of the application)