35JM/16/4/5/22/1PH LONG CASED AXIAL FLOW FAN BY FLAKT WOODS

Flakt Woods,

Prices & Options

Overview

Performance

Accessories

Technical Details

Fan Code	35JM/16/4/5/22
Fan Diameter / Size	355 Size / mm
Blades	5
Fan Speed	1420 rpm
Velocity	3.8 m/s
Blade Angle	22°
Installation Type / Form of Running	D / B
Fan Casing	Long
Requested Duty	0.38m³/s @ 100 Pa (static)
Outlet Dynamic Pressure	9 Pa
Duty Shaft Power	0.068 kW
Max Shaft Power	0.071 kW
Total Efficiency	60.2 %
Pitch Angle Range	18° - 22°
Motor Frame	BT4 (Sized at 1.2kg/m3 Air Density)
Motor Grade	IE1
Motor Rating	0.075 kW
Full Load Current	0.53 A
Starting Current	1.45 A
Motor Mounting	Pad
Electrical Supply	220-240 Volts 50 Hz 1 Phase
Start Type	DOL
Motor Winding	Standard
Enclosure	Standard All
ErP [FMEG] Rating	Not in Scope
SFP value	0.30 W/(l/s)
Energy Consumption	225 kWh (2000 h/year)
Running Cost / Year	£20
Air Density	1.2 kg/m³ / 20 °C / 0 m / 50% RH
Smoke Venting	Non Smoke Venting
Product Number	EJ361460

	Sound Spectrum (Hz)								Overall	
	63	125	250	500	1k	2k	4k	8k	Lw*	LpA @ 3 m**
Inlet*	67	68	67	67	60	57	52	46	74	47
Outlet*	69	70	67	68	61	58	53	48	75	47
Breakout*	59	55	47	47	35	29	28	25	61	26

* Lw dB re 10^{-12} W ** dBA re $2x10^{-5}$ Pa

Performance data has been derived from tests carried out in a Flakt Woods laboratory, in accordance with ISO 5801 and is specifically applicable for Ducted installations. When an electronic controller is incorporated, enhanced motor noise can occur - particularly when the operating speed is well below maximum. FWL therefore recommend using an auto transformer speed controller for noise sensitive applications.

Acoustic data has been derived from tests carried out in a Flakt Woods laboratory, in accordance with BS 848 Pt 2, 1985 / BS EN ISO 5136 under Ducted

conditions. The single figure provided is the overall Inlet sound pressure level at the specified distance, under spherical, free field conditions. Breakout levels stated are estimated from induct sound power levels and are provided for guidance.

Terms and Conditions:This offer is made subject to the terms and conditions detailed on the accompanying letter.

KATERCARB®

Activated Carbon Filter Units for the effective removal of cooking, catering and food processing odours.

To meet the odour control requirements of the catering and food processing industries the Katercarb activated carbon filter unit has been designed and developed by EMCEL Filters Limited.

Applications inc:

- **Restaurants**
- **Public Houses**
- **Fast Food Outlets**
- **Take Aways**
- **Hotels**
- **Canteens**
- **Kitchens**
- **Cafés**
- **Food Processing**



Considerable attention and emphasis has been placed on the catering industry in recent years to provide a comfortable and odour free environment.

Within the Katercarb activated carbon filter EMCEL has brought together three features to counter the problem of catering odours:-

- **Carbon Filter Cells with a special grade of activated carbon to deal more effectively with food and catering odours, especially those generated by onions, garlic and other strong spices.**
- **An integral non-combustible and wash-able grease filter to protect the carbon cells from grease saturation.**
- **A disposable particle pre-filter pad held within a metal grille and frame to protect carbon cells from dust contamination.**

Katercarb Filter Units are produced in three standard versions:

Light Duty:	**0.2 second dwell time**
Standard Duty:	**0.3 second dwell time**
Heavy Duty:	**0.4 second dwell time**

The unique Emcel Filter Cell construction enables a high weight of activated carbon to be employed giving high performance, longer dwell times and therefore greater efficiency.

Longer dwell times may be required where a continuous high odour concentration is present.

Custom built units to suit any airflow or specific conditions can be manufactured as required.

The special Carbon Cells that are used in the Katercarb Filter Unit are also available as replacement cells, manufactured by EMCEL, to suit any old or existing carbon units.

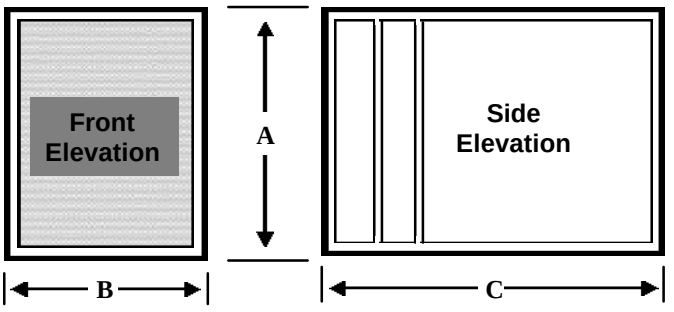

Minimum Carbon Weight Loading: 80 kg/1.0m³/sec
Resistance to airflow: 175 Pa excluding prefilter and grease filter

Katercarb Reference	Capacity (m³/sec)	Dwell Time (Secs)	Dimensions		
			A	B	C
1KXB1	0.25	0.2	355	610	1025
1KXB2	0.25	0.3	355	610	1025
1KXB3	0.25	0.4	355	610	1225
2KXB1	0.50	0.2	660	610	1025
2KXB2	0.50	0.3	660	610	1025
2KXB3	0.50	0.4	660	610	1225
3KXB1	0.75	0.2	965	610	1025
3KXB2	0.75	0.3	965	610	1025
3KXB3	0.75	0.4	965	610	1225
4KXB1	1.00	0.2	1270	610	1025
4KXB2	1.00	0.3	1270	610	1025
4KXB3	1.00	0.4	1270	610	1225

Installation

Where air is extracted directly from cooking ranges, the installation of separate primary grease filters at the point of extraction is strongly advised and is essential to protect ductwork.

It is recommended that the Katercarb filter is placed not less than 6 metres from the cooking source, not only to reduce still further risk of contamination by grease particles, but also to satisfy the maximum operating performance conditions for the filter of 50°C and 85% R.H.

Maintenance

It is critical to the performance of the Katercarb unit that all grease and prefiltration is regularly cleaned and maintained. The activated carbon cells will need replacing from time to time depending on the contaminant demands made upon them.

The free EMCEL Carbon Life Prediction Service is available to assist in identifying the optimum filter cell replacement point to ensure maximum filtration efficiency coupled with cost-effective replacement.

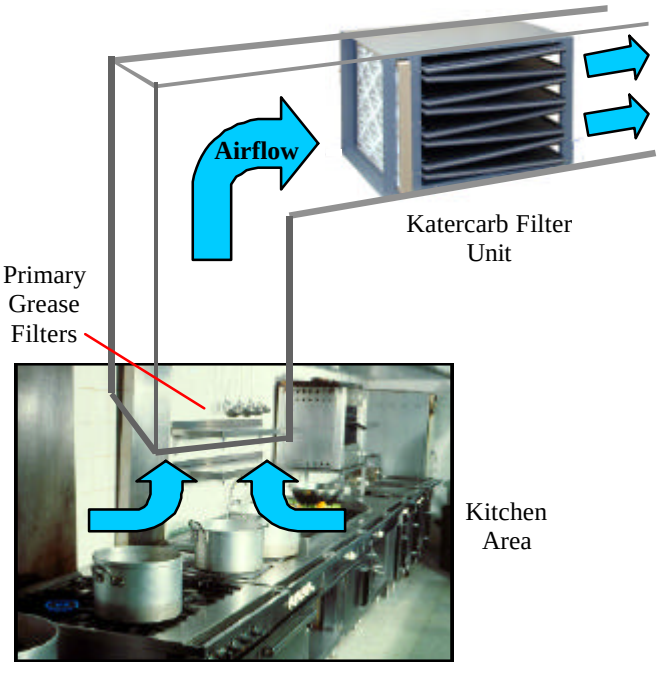



Other Emcel products include:

- **Replacement Carbon Panels**
- **Odour Control Filters**
- **Particle Filters**
- **HEPA Filters**
- **Washable/Cleanable Panels**
- **Special Filters**

ISO 9001

Certificate No. FM 24138

EMCEL FILTERS LIMITED

Blatchford Road, Horsham, West Sussex, RH13 5RA, United Kingdom

Tel: (01403) 253215 Fax: (01403) 217011

www.emcelfilters.co.uk *E-mail: filtration@emcelfilters.co.uk*

The product range and information given in this literature is subject to design patent & copyright protection & may not be reproduced without the express permission in writing of EMCEL FILTERS LTD © 2002