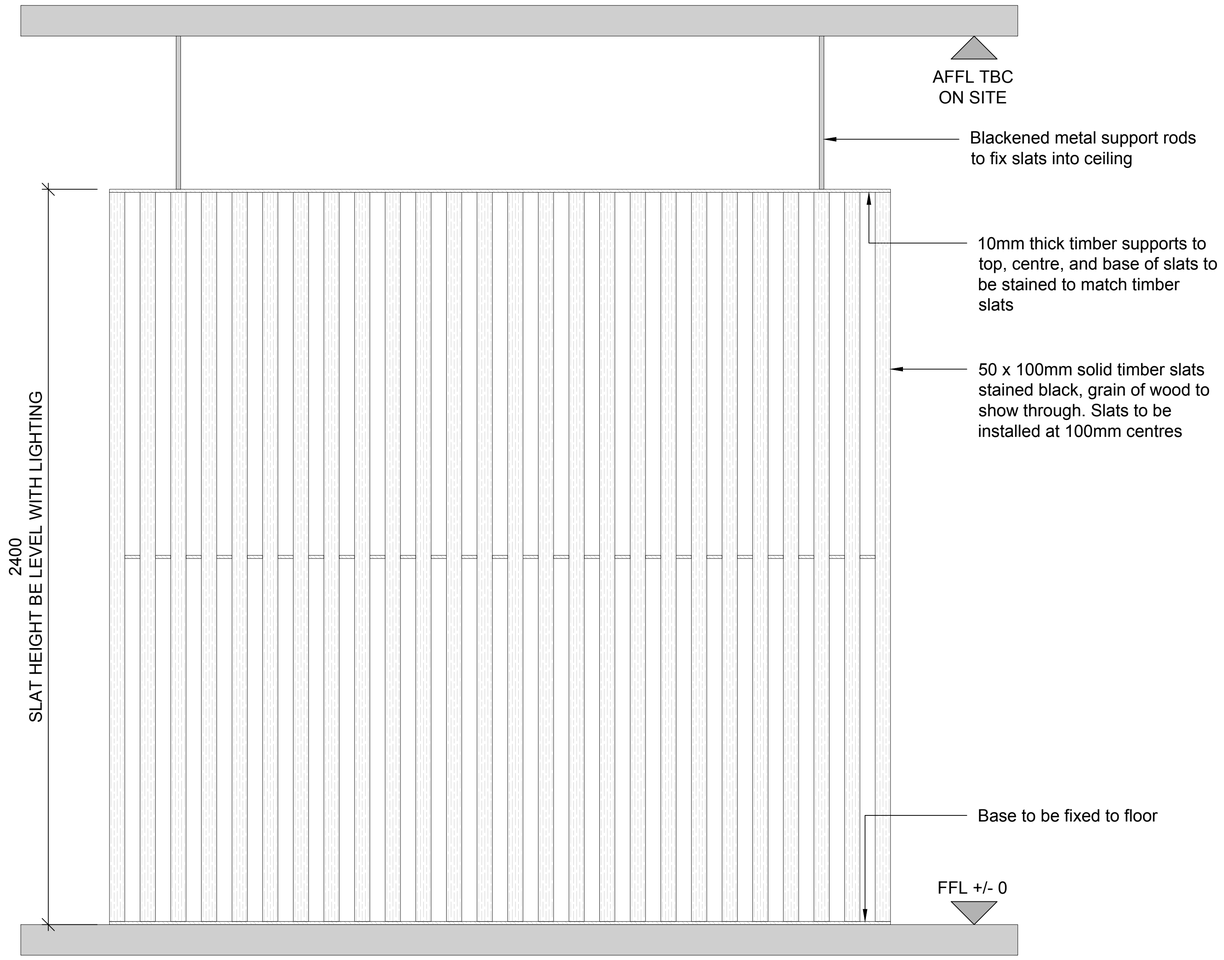

ELEVATION A

1:10 @ A1

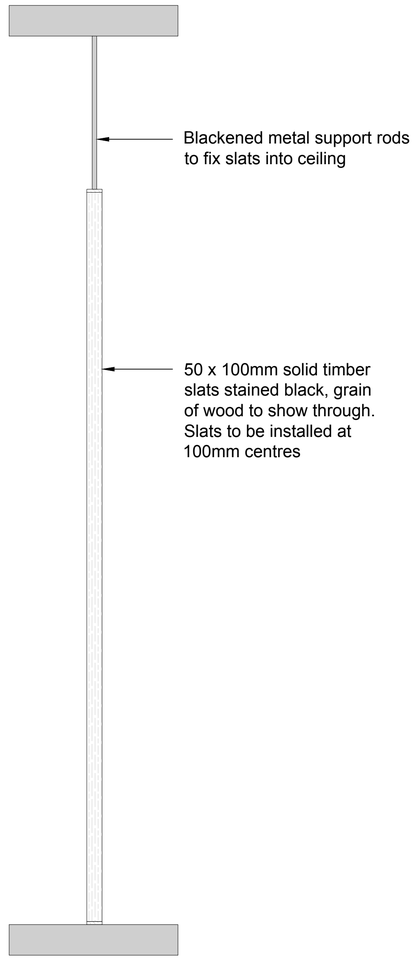

ELEVATION B

1:10 @ A1

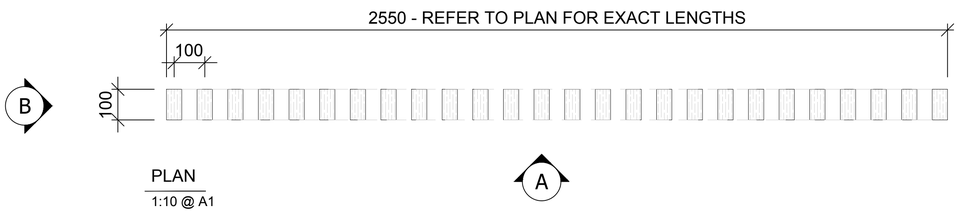

PLAN

1:10 @ A1

© COPYRIGHT
The copyright in this drawing is vested in PS Interiors and no licence or assignment of any kind has been, or is, granted to any third party whether by provision of copies or originals of the drawings or otherwise unless agreed in writing.

DO NOT SCALE FROM THIS DRAWING
The contractor shall check and verify all dimensions on site and report any discrepancies in writing to PS Interiors before proceeding with work.

FOR ELECTRONIC DATA ISSUE
Electronic data / drawings are issued as "read only" and should not be interrogated for measurement. All dimensions and levels should be read, only from those values stated in text, on the drawing.

AREA MEASUREMENT
The areas are approximate and can only be verified by a detailed dimensional survey of the completed building. Any decisions to be made on the basis of these predictions, whether as to project viability, pre-letting, lease agreements or the like, should include due allowance for the increases and decreases inherent in the design development and building processes. Figures relate to the likely areas of the building at the current state of the design and using the Gross External Area (GEA) / Gross Internal Area (GIA) / Nett Internal Area (NIA) method of measurement from the Code of Measuring Practice, 6th Edition (RICS Code of Practice). All areas are subject to Town Planning and Conservation Area Consent, and detailed Rights to Light analysis.

Notes:

- Refer to (71)200 Joinery Location Plan for quantity of joinery items
- All dimensions & proposed setting out of fitted furniture /bespoke items, are to be checked on site prior to manufacture
- Where necessary, subcontractor to include patressing to proposed partitions & existing walls, where joinery hangs or is fixed
- All finishes specified, to be suitably treated for commercial use
- All dimensions subject to full site survey
- All dimensions to be checked prior to manufacture, to ensure allowances for installation of equipment. Equipment to be confirmed by client
- Drawings are for the purpose of design intent only -Construction drawings to be produced by specialist & approved by Interior Designer & client, prior to manufacture, including finishes & colours
- Subject to interior designer sample approval
- Subject to M&E co-ordination & review
- Ceiling setting out & finishes indicative, refer to (35) series for further information
- Wall setting out & finishes indicative, refer to (42) series for further information
- Floor setting out & finishes indicative, refer to (43) series for further information

REV	DESCRIPTION	DATE	REV BY
-	-	-	-

CLIENT: **CUNDALL - MANCHESTER**

PROJECT: **FOURWAYS HOUSE**

DWG TITLE: **TYPICAL TIMBER SLATS JOINERY INTENT**

DWG NO.	**(71)402**
DATE	**15/03/21**
SCALE	**1:10 @ A1**
DWG STATUS	**TENDER**
DRAWN BY	**KJ**

11 Cecil Road, Hale , WA15 9NY
0161 926 9398 | www.ps-interiors.co.uk