Air Conditioning | Product Information

MITSUBISHI ELECTRIC

R2 Series VRF

High Efficiency (22.4-45kW)

Simultaneous Heating and Cooling with Heat Recovery Outdoor Unit

CITY MULTI

Throughout the year, many buildings require cooling in some areas and heating in others - even in adjacent rooms. The outstanding City Multi R2 system meets these requirements by distributing surplus heat from cooling operations (and vice versa) to rooms where it is needed. This efficiency can result in energy savings up to 30% over conventional systems.

Key Features & Benefits:

- Highest specification, highest efficiency heat recovery system available
- Delivers the highest levels of comfort, both thermally and acoustically
- Flexible design, installation and maintenance

R410A

NEXT GENERATION VRF



Air Conditioning | Product Information

R2 Series VRF
High Efficiency (22.4-45kW)
Simultaneous Heating and Cooling with Heat Recovery Outdoor Unit



OUTDOOR UNITS		PURY-EP200YNW-A1	PURY-EP250YNW-A1	PURY-EP300YNW-A1	PURY-EP350YNW-A1	PURY-EP400YNW-A1	PURY-EP400YSNW-A1
CAPACITY (kW)	Heating (nominal)	25.0	31.5	37.5	45.0	50.0	50.0
	Cooling (nominal)	22.4	28.0	33.5	40.0	45.0	45.0
	High Performance Heating (UK)	25.0	31.5	35.6	42.8	45.0	50.0
	COP Priority Heating (UK)	22.8	28.7	34.1	41.0	43.0	45.5
	Cooling (UK)	20.1	25.1	30.0	35.8	40.3	40.3
POWER INPUT (kW)	Heating (nominal)	5.25	7.37	9.51	11.08	13.58	10.82
	Cooling (nominal)	4.74	6.89	8.17	9.97	13.04	9.82
	High Performance Heating (UK)	6.62	9.29	12.65	14.74	15.35	13.85
	COP Priority Heating (UK)	5.25	7.37	9.51	11.08	13.17	10.82
	Cooling (UK)	2.75	4.00	4.74	5.78	8.35	5.70
COP / EER (nominal)		4.76 / 4.72	4.27 / 4.06	3.94 / 4.10	4.06 / 4.01	3.68 / 3.45	4.62 / 4.58
MAX NO. OF CONNECTABLE INDOOR UNITS		20	25	30	35	40	40
MAX CONNECTABLE CAPACITY		50~150% OU Capacity	50~150% OU Capacity	50~150% OU Capacity	50~150% OU Capacity	50~150% OU Capacity	50~150% OU Capacity
AIRFLOW (m^3/min)	High	170	185	240	250	315	170 / 170
PIPE SIZE mm (in)	Gas	19.05 (3/4")	22.2 (7/8")	22.2 (7/8")	28.58 (1-1/8")	28.58 (1-1/8")	28.58 (1-1/8")
	Liquid	15.88 (5/8")	19.05 (3/4")	19.05 (3/4")	19.05 (3/4")	22.2 (7/8")	22.2 (7/8")
SOUND PRESSURE LEVEL (dBA) @ 1m	Heating / Cooling	59.0 / 59.0	61.0 / 60.5	67.0 / 61.0	64.0 / 62.5	69.0 / 65.0	62.0 / 62.0
SOUND POWER LEVEL (dBA) @ 100% CAPACITY	Heating / Cooling	78.0 / 76.0	80.0 / 78.0	86.0 / 80.0	83.0 / 81.0	88.0 / 83.0	81.0 / 79.0
SOUND POWER LEVEL (dBA) @ 90% CAPACITY	Heating / Cooling	74.5 / 71.0	76.0 / 73.5	78.5 / 74.5	81.0 / 76.0	81.0 / 77.0	77.5 / 74.0
SOUND POWER LEVEL (dBA) @ 75% CAPACITY	Heating / Cooling	71.5 / 66.5	74.5 / 69.5	74.5 / 70.5	77.0 / 73.0	75.0 / 73.0	74.5 / 69.5
WEIGHT (kg)		219	228	230	275	276	219 + 219
DIMENSIONS (mm)	Width	920	920	920	1240	1240	920 + 920
	Depth	740	740	740	740	740	740
(1798mm without legs)	Height	1858	1858	1858	1858	1858	1858
ELECTRICAL SUPPLY*1		380-415v, 50Hz	380-415v, 50Hz	380-415v, 50Hz	380-415v, 50Hz	380-415v, 50Hz	380-415v, 50Hz
PHASE*1		Three	Three	Three	Three	Three	Three
STARTING CURRENT (A)*1		8	8	8	8	8	8 / 8
NOMINAL SYSTEM RUNNING CURRENT (A)*1	Heating / Cooling [MAX]	8.4 / 7.6 [16.1]	11.8 / 11.0 [17.0]	15.2 / 13.1 [20.3]	17.7 / 15.9 [24.4]	21.7 / 20.9 [30.7]	17.3 / 15.7 [16.1 + 16.1]
GUARANTEED OPERATING RANGE (ºC)	Heating / Cooling	-20~15.5 / -5~52	-20~15.5 / -5~52	-20~15.5 / -5~52	-20~15.5 / -5~52	-20~15.5 / -5~52	-20~15.5 / -5~52
FUSE RATING (MCB sizes BS EN 60947-2) - (A)*1		1 x 20	1 x 20	1 x 25	1 x 25	1 x 32	1 x 20 / 1 x 20
MAINS CABLE No. Cores*1		4 + earth	4 + earth	4 + earth	4 + earth	4 + earth	4 + earth / 4 + earth
CHARGE REFRIGERANT (kg) / CO_2 EQUIVALENT (T) R410A (GWP 2088)		5.2 / 10.9	5.2 / 10.9	5.2 / 10.9	8 / 16.7	8 / 16.7	10.4 / 21.7
MAX ADDITIONAL REFRIGERANT (KG) / CO_2 EQUIVALENT (T) R410A (GWP 2088)		28.3 / 59.1	34.3 / 71.6	34.3 / 71.6	39 / 81.4	39 / 81.4	53.6 / 111.9

Notes: *SEER/SCOP available separately in the 'City Multi VRF Seasonal Efficiency' document. Based on Ecodesign Lot 21/6 to EN14825 standard.
*1 A separate power supply is required for each module. Where more than one figure is quoted there are multiple modules.

PURY-EP200/250/300YNW-A1 DIMENSIONS

SIDE VIEW FRONT VIEW

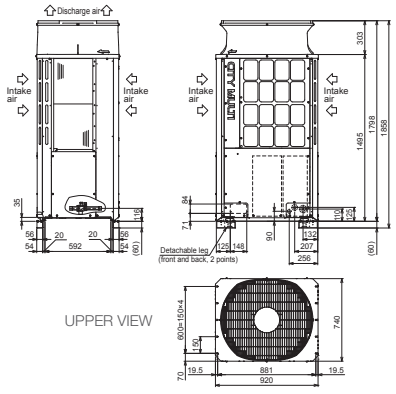

UPPER VIEW

PURY-EP350/400YNW-A1 DIMENSIONS

SIDE VIEW FRONT VIEW

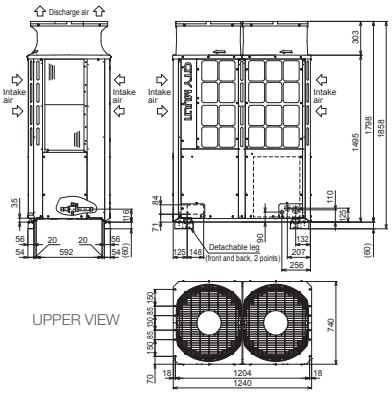

UPPER VIEW

PURY-EP400YSNW-A1 DIMENSIONS

SIDE VIEW FRONT VIEW

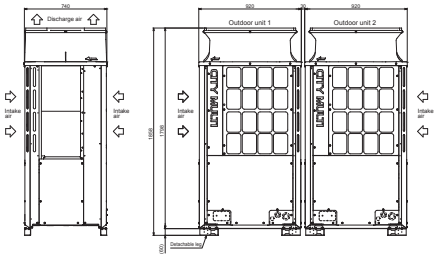

MITSUBISHI ELECTRIC
Changes for the Better

Telephone: **01707 282880**
email: **air.conditioning@meuk.mee.com**
les.mitsubishielectric.co.uk

@meuk_les
@green_gateway
Mitsubishi Electric Living Environmental Systems UK
Mitsubishi Electric Cooling and Heating UK
mitsubishielectricuk_les
Mitsubishi Electric Living Environmental Systems UK
BLOG thehub.mitsubishielectric.co.uk

UNITED KINGDOM Mitsubishi Electric Europe Living Environment Systems Division, Travellers Lane, Hatfield, Hertfordshire, AL10 8XB, England. Telephone: 01707 282880 Fax: 01707 278881
IRELAND Mitsubishi Electric Europe, Westgate Business Park, Ballymount, Dublin 24, Ireland. Telephone: (01) 419 8800 Fax: (01) 419 8890 International code: (003531)

Country of origin: United Kingdom - Japan - Thailand - Malaysia. ©Mitsubishi Electric Europe 2020. Mitsubishi and Mitsubishi Electric are trademarks of Mitsubishi Electric Europe B.V. The company reserves the right to make any variation in technical specification to the equipment described, or to withdraw or replace products without prior notification or public announcement. Mitsubishi Electric is constantly developing and improving its products. All descriptions, illustrations, drawings and specifications in this publication present only general particulars and shall not form part of any contract. All goods are supplied subject to the Company's General Conditions of Sale, a copy of which is available on request. Third-party product and brand names may be trademarks or registered trademarks of their respective owners.

Note: The fuse rating is for guidance only. Please refer to the relevant databook for detailed specification. It is the responsibility of a qualified electrician/electrical engineer to select the correct cable size and fuse rating based on current regulation and site specific conditions. Mitsubishi Electric's air conditioning equipment and heat pump systems contain a fluorinated greenhouse gas, R410A (GWP:2088), R32 (GWP:675), R407C (GWP:1774), R134a (GWP:1430), R513A (GWP:631), R454B (GWP:466), R1234ze (GWP:7) or R1234yf (GWP:4). *These GWP values are based on Regulation (EU) No 517/2014 from IPCC 4th edition. In case of Regulation (EU) No.626/2011 from IPCC 3rd edition, these are as follows. R410A (GWP:1975), R32 (GWP:550), R407C (GWP:1650) or R134a (GWP:1300).

Effective as of May 2020

Green Gateway greengateway.mitsubishielectric.co.uk