PROPOSED GA FRONT ELEVATION
@ 1:100

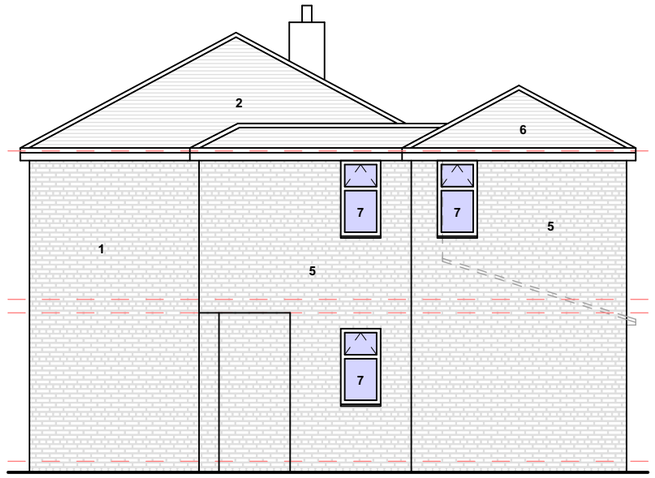

PROPOSED GA SIDE ELEVATION 1
@ 1:100

PROPOSED GA REAR ELEVATION
@ 1:100

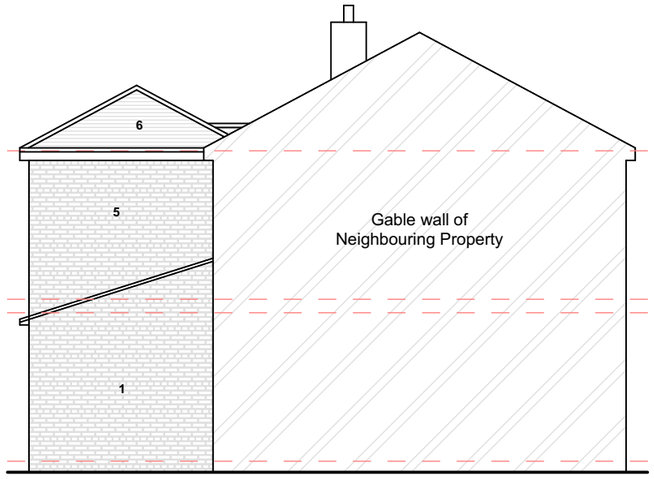

PROPOSED GA SIDE ELEVATION 2
@ 1:100

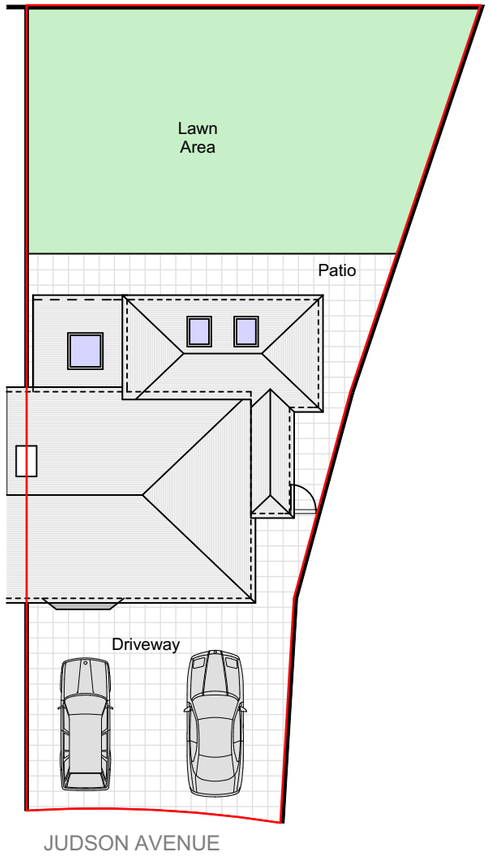

PROPOSED GA SITEPLAN
@ 1:200

notes

This drawing is subject to a detailed building and site survey, therefore no guarantee of its accuracy can be given.
This drawing has been draughted in accordance with the clients design requirements.
All areas are approximate and are subject to a detailed building and site survey and further design development.
All dimensions should be checked prior to commencement of construction on site. Measurements should not be taken off the drawing.

All dimensions shown are in millimetres (mm).

Text Key

1. Existing facing brickwork
2. Existing grey plain roof tiles
3. Existing white uPVC window & door
4. Existing skylight

5. Prop facing brickwork to match existing
6. Prop grey plain roof tiles to match existing
7. Prop white uPVC window/door to match existing
8. Prop white velux style rooflights

N

SITE BOUNDARY LINE

PL0 Planning Issue 12.04.21

revisions

NADA Architects Ltd
169 Kingsway
Burnage
Manchester
M19 2ND
Mob: 07974 735527
E: ahmed@nadaarchitects.com
W: www.nadaarchitects.com

PLANNING

D - design PL - planning PT - pre-tender
T - tender P - preliminary
C - construction R - record

MRS HANNAH WILLIAMS

HOUSE EXTENSION.
18 JUDSON AVENUE,
MANCHESTER, M21 7LW

PROPOSED GA SITE PLAN & ELEVATIONS

scale	date	drawn	checked
1:100 @ A3 1:200 @ A3	12.04.21	MH	AC

job no	(category) dwg no	revision
21-928	(03)001	PL0

Drawing measurements shall not be obtained by scaling. Verify all dims prior to construction. Immediately report any discrepancies on this drawing to Architect. This drawing shall be read in conjunction with associated specifications and related consultant's documents.