

Proposed South Building Elevation

1 : 200



Proposed West Building Elevation

1 : 200

2 4 6 8 10
m

30/06/2021 12:53:37

A1

© COPYRIGHT
The copyright in this drawing is vested in Sheppard Robson and no license or assignment of any kind has been, or is, granted to any third party whether by provision of copies or originals or otherwise unless agreed in writing.

DO NOT SCALE FROM THIS DRAWING
The contractor shall check and verify all dimensions on site and report any discrepancies in writing to Sheppard Robson before proceeding work

FOR ELECTRONIC DATA ISSUE
Electronic Data / drawings are issued as "read only" and should not be interrogated for measurement. All dimensions and levels should read, only from those values stated in test, on the drawing.

AREA MEASUREMENT
The areas are approximate and can only be verified by a detailed dimensional survey of the completed building. Any decisions to be made on the basis of these predictions, whether as to project viability, pre-letting, lease agreements or otherwise, should include due allowance for the increases and decreases inherent in the design development and building processes. Existing buildings may present anomalies in relation to surveyed/drawn plans that may also effect the stated areas. All areas are subject to Town Planning and Conservation Area Consent and detailed Rights to Light analysis. Figures relate to the likely areas of the building at the current stage of the design and are calculated using one of the following (as stated in the accompanying areas schedule) IPMS1, IPMS2, IPMS 3, Gross External Area (GEA), Gross Internal Area (GIA) or Nett Internal Area (NIA) methods of measurement from the RICS Property Measurement 1st edition.

MATERIALS KEY

01. Profiled metal banding with vent detail
02. Profiled metal pier
03. Decorative metal screen in front of glazed insulated spandrel with vent detail
04. Glazed insulated look-a-like panel with shadow box detail
05. Metal-framed clear glazing
06. Metal rainscreen panel
07. Perforated metal rainscreen panel with vent detail
08. Metal-framed glazed revolving door
09. Metal-framed glazed single-leaf door
10. Metal-framed glazed double door
11. Double door
12. Single door
13. Lourvred double door
14. Balustrade
15. Gaurdrail
16. Metal louvered vent panel
17. Metal-framed glazed terrace screen
18. Metal vent cladding panel
19. Metal-framed chamfered glazed corner
20. Metal flashing
21. Opaque glazing to plant

REV.	DATE	AMENDMENT
P01	20/12/19	Planning Issue
P02	July 2021	Planning Issue

KEYPLAN

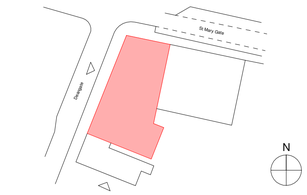

CLIENT

Kames Property Income Fund

SHEPPARD ROBSON

77 Parkway Camden Town London NW1 7PU
T: +44 (0)20 7504 1700 E: london@sheppardrobson.com

PROJECT
39 Deansgate

SCALE@A1	DATE	ORIGINATOR	CHECKED	AUTHORISED
As indicated	DEC.19	MH	MM	TOB

Proposed South & West Elevation

Stage 3

STATUS	PURPOSE FOR ISSUE	SR NO.
S2	PLANNING	6145

DRAWING NO. REV.
6145 - SRA - XX - XX - DR - A - 02152 **P02**