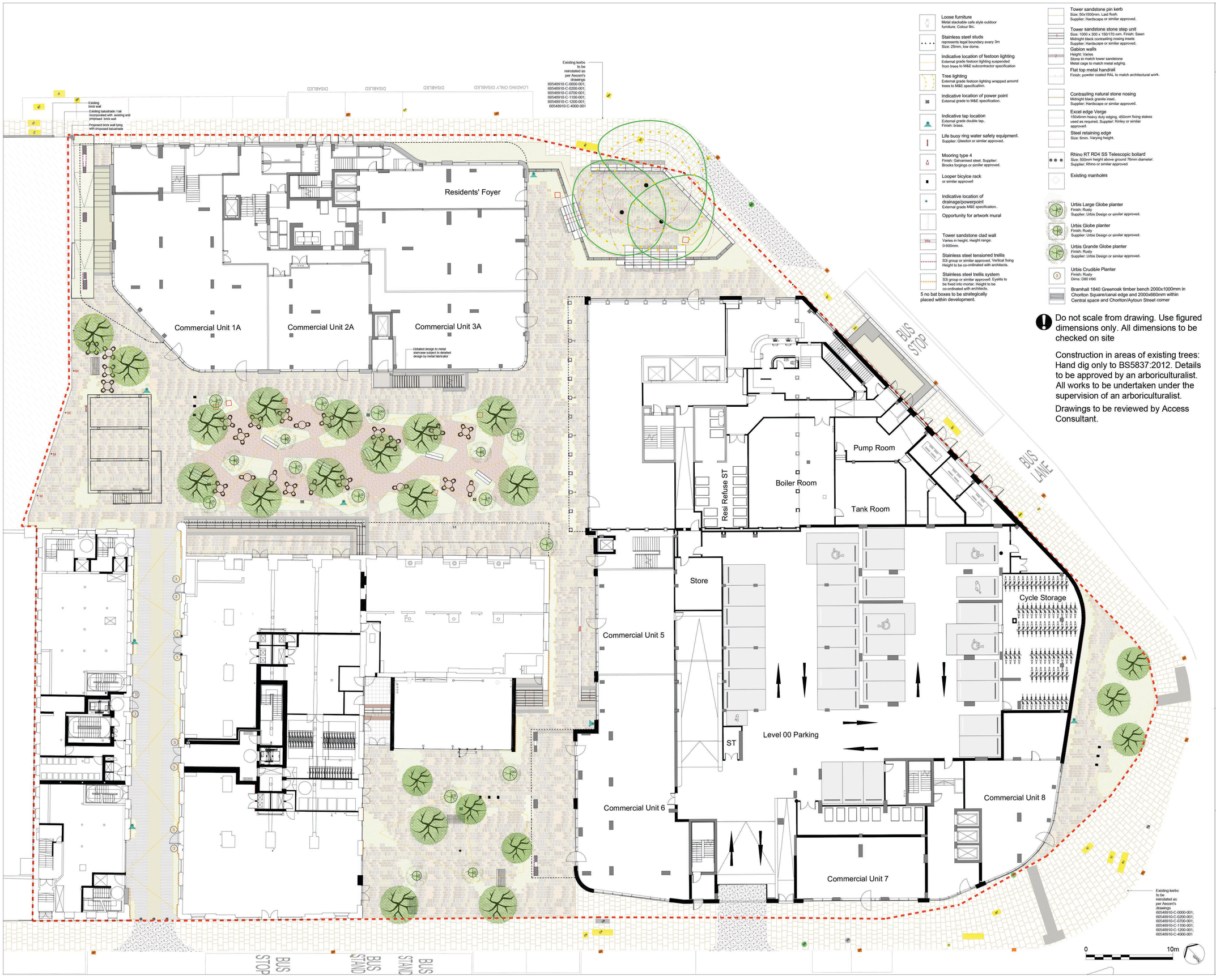

Loose furniture
Metal stackable cafe style outdoor furniture. Colour tbc.

Stainless steel studs
represents legal boundary every 3m
Size: 25mm, low dome.

Indicative location of festoon lighting
External grade festoon lighting suspended from trees to M&E subcontractor specification

Tree lighting
External grade festoon lighting wrapped around trees to M&E specification.

Indicative location of power point
External grade to M&E specification.

Indicative tap location
External grade double tap.
Finish: brass.

Life buoy ring water safety equipment.
Supplier: Glasdon or similar approved.

Mooring type 4
Finish: Galvanised steel. Supplier: Brooks forgings or similar approved.

Looper bicylce rack
or similar approved

Indicative location of drainage/powerpoint
External grade M&E specification..

Opportunity for artwork mural

Tower sandstone clad wall
Varies in height. Height range: 0-600mm.

Stainless steel tensioned trellis
S3i group or similar approved. Vertical fixing
Height to be co-ordinated with architects.

Stainless steel trellis system
S3i group or similar approved. Eyelits to be fixed into mortar. Height to be co-ordinated with architects.

5 no bat boxes to be strategically placed within development.

Tower sandstone pin kerb
Size: 50x1500mm. Laid flush.
Supplier: Hardscape or similar approved.

Tower sandstone stone step unit
Size: 1000 x 300 x 150/170 mm. Finish: Sawn
Midnight black contrasting nosing insets
Supplier: Hardscape or similar approved.

Gabion walls
Height: Varies
Stone to match tower sandstone
Metal cage to match metal edging.

Flat top metal handrail
Finish: powder coated RAL to match architectural work.

Contrasting natural stone nosing
Midnight black granite inset.
Supplier: Hardscape or similar approved.

Excel edge Verge
150x6mm heavy duty edging. 450mm fixing stakes used as required. Supplier: Kinley or similar approved.

Steel retaining edge
Size: 6mm. Varying height.

Rhino RT RD4 SS Telescopic bollard
Size: 500mm height above ground 76mm diameter.
Supplier: Rhino or similar approved

Existing manholes

Urbis Large Globe planter
Finish: Rusty
Supplier: Urbis Design or similar approved.

Urbis Globe planter
Finish: Rusty
Supplier: Urbis Design or similar approved.

Urbis Grande Globe planter
Finish: Rusty
Supplier: Urbis Design or similar approved.

Urbis Crudible Planter
Finish: Rusty
Dims: D80 H90

Bramhall 1840 Greenoak timber bench 2000x1000mm in Chorlton Square/canal edge and 2000x660mm within Central space and Chorlton/Aytoun Street corner

! Do not scale from drawing. Use figured dimensions only. All dimensions to be checked on site

Construction in areas of existing trees: Hand dig only to BS5837:2012. Details to be approved by an arboriculturalist. All works to be undertaken under the supervision of an arboriculturalist.

Drawings to be reviewed by Access Consultant.

No dimensions are to be scaled from this drawing.
All dimensions are to be checked on site.
Area measurements for indicative purposes only.

This drawing is the property of Exterior Architecture Ltd.
No part of the drawing may be reproduced in any manner without permission from Exterior Architecture Ltd.

Client
Mount Anvil

Key

Legal boundary
(demarcated by pin kerbs or studs; refer to 200 series for details)

Architectural overhang
Refer to Architect's ground floor drawing C049KAM-CTA-00-00-DR-A-20000 & KAM-SKM-MH-00-DR-A-(00) 150 P1

Existing features (retained)

Existing trees
including indicative RPA. Hand dig only to BS5837:2012. All works to be undertaken under the supervision of an arboriculturalist

Existing bus stops & traffic signs

Existing gullies

Existing pillar post box

Existing covers
CA= 3d cable covers; IC = 3D inspection cover; FH = Fire hydrant; MH = manhole cover; BT = British telecom

Existing control box

Existing coping
Finish: concrete

Retained bungalow
with retained concrete pad

Proposed soft landscape

Proposed trees
Refer to planting plan and schedule for details.
10 No tree trunk bird nesting box to be included within central space; supplier: Manufactum or similar approved; H 25.5cm W 15cm D 21cm

Proposed specimen plants
(to be contained within loose planters)
Refer to planting plan and schedule for details.

Ornamental planting
Including climbers to pillars and selective facades.
Refer to planting plan and schedule for details.

Proposed hard landscape

Reinstated and proposed tactile paving
Finish: Midnight black granite or similar approved
Size: 400x400/490x50mm. Supplier: Hardscape or similar approved.

Concrete paving
Finish: Newgrange autumn cream
Sizing: w400x400xd50mm. Supplier: Hardscape or similar approved.

Kellen step unit
Finish: Lavaro geel. Sizing: w300x l1000x d200mm with contrasting Kellen Lavaro Rood visibility strip inset. Supplier: Hardscape or similar approved.

Concrete corduroy paving
Finish: Red
Sizing: w400x400xd50mm. Supplier: Hardscape or similar approved.

Asphalt
Vehicular grade asphalt to Manchester City Council Highway's specification.

Compacted gravel
SuperCEDEC Red or similar approved.
Code: 223-38-29. Size: 6-0mm

Recycled cobbles
Existing cobble to be Lifted, cleaned and reinstated.

Tower sandstone paving
Sizes(mm): 250x250x50 (13%), 250x350x50 (20%), 350x350x50 (13%), 250x450x50 (20%), 350x450x50 (21%), 450x450x50 (13%). Specials as shown on plan: 750x750x50mm; 653x653xd0mm;
Finishes: Bushhammered (40%), flamed (20%), sandblasted (40%). Supplier: Hardscape or similar approved.
30mm joints within site boundary; green joint detail applied where paving and ornamental planting beds meet.

Scoutmoor sandstone to adopted highway
scoutmoor, sawn finish
width:600mm, length:random 450-600mm, 75mm depth laid with staggered 6-10mm joints as supplied by Hardscape or similar approved

Rev	Description	Date
K	STAGE 5 COORDINATION	26.05.2020
J	STAGE 5 COORDINATION	16.10.2019
I	STAGE 5 COORDINATION	15.10.2019
H	STAGE 5 COORDINATION	09.09.2019
G	STAGE 5 COORDINATION	06.08.2019
F	STAGE 5 FINAL ISSUE	08.05.2019
E	DETAIL AMENDMENTS	26.04.2019
D	STAGE 5 ISSUE	24.04.2019
C	STAGE 4 COORDINATION	08.02.2019
B	STAGE 4 ISSUE	03.12.2018
A	DRAFT TENDER/STAGE 4	02.11.2018
-	DISCHARGE OF PLANNING ISSUE	22.10.2018

EXTERIOR ARCHITECTURE

LONDON: Studio 1S, Hewlett House, Havelock Terrace, London, SW8 4AS
MANCHESTER: Studio 537, The Royal Exchange, St Anns Square, Manchester, M2 7DH
E-Mail: office@exteriorarchitecture.com
Web: www.exteriorarchitecture.com

Project title
KAMPUS

Drawing title
PUBLIC REALM GENERAL ARRANGEMENT

Issued By	Manchester	T: 0161 850 8101	
Scale	1:200 @ A1	Drawn	ExA
Status	CONSTRUCTION/STAGE 5	Checked	SPL
Date	22.10.2018	Approved	JM

Drawing number
1703-EXA-00-GF-DR-L-100

Revision
K

C:\USERS\ALEX.SANTU\EXTERIOR ARCHITECTURE LTD\SOPHIE PARKER-LOFTUS - 1703 KAMPUS\01 CAD\02 SHEET LAYOUT\CONSTRUCTION_STAGE _51703-EXA-00-GF-DR-L-100.DWG

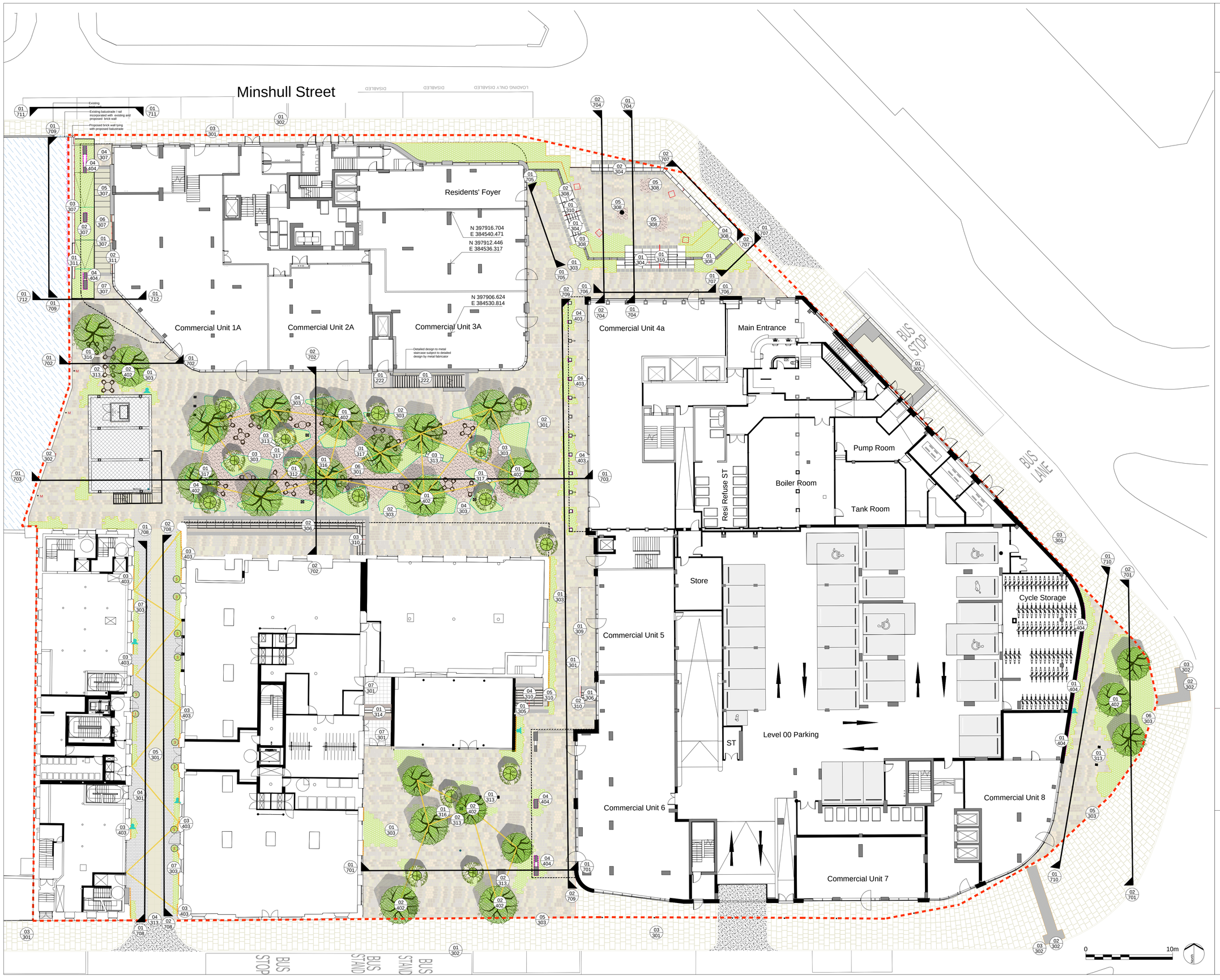

No dimensions are to be scaled from this drawing.
All dimensions are to be checked on site.
Area measurements for indicative purposes only.

This drawing is the property of Exterior Architecture Ltd.
No part of the drawing may be reproduced in any manner without permission from Exterior Architecture Ltd.

Client
Mount Anvil

Rev	Description	Date
----	----	----
----	----	----
----	----	----
----	----	----
----	----	----
D	STAGE 5 COORDINATION	23.10.2019
C	STAGE 5 COORDINATION	09.09.2019
B	STAGE 5 FINAL ISSUE	08.05.2019
A	STAGE 5 ISSUE	24.04.2019
-	STAGE 4 ISSUE	03.12.2018

EXTERIOR ARCHITECTURE
LONDON: Studio 1S, Hewlett House, Havelock Terrace, London, SW8 4AS
MANCHESTER: Studio 537, The Royal Exchange, St Anns Square, Manchester, M2 7DH
E-Mail: office@exteriorarchitecture.com
Web: www.exteriorarchitecture.com

Project title
KAMPUS

Drawing title
PUBLIC REALM HARDWORKS DETAILS KEY PLAN

Issued By	Manchester	T: 0161 850 8101	
Scale	1:200 @ A1	Drawn	ExA
Status	CONSTRUCTION/STAGE 5	Checked	SPL
Date	03.12.2018	Approved	JM

Drawing number
1703-EXA-00-GF-DR-L-300

Revision
D

P:\201711703 KAMPUS\01 CAD\02 SHEET LAYOUT\CONSTRUCTION_STAGE _5\1703-EXA-00-GF-DR-L-300.DWG

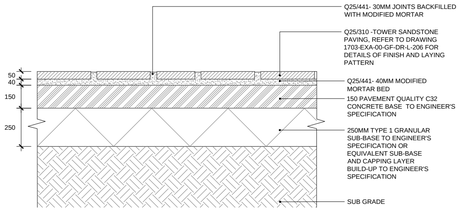

01A / 301 TOWER SANDSTONE (MEWP ACCESS)

SECTION

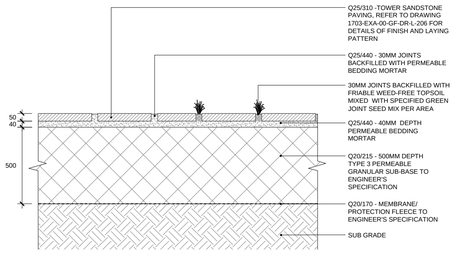

02A / 301 TOWER SANDSTONE (PERMEABLE BUILD-UP)

SECTION

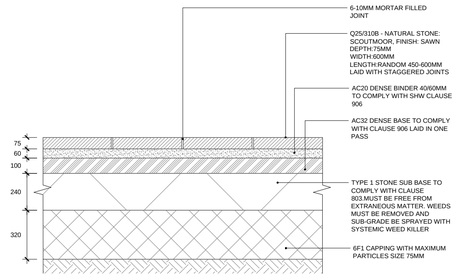

NOTE DETAIL IN LINE WITH AECOM'S SHEET NUMBER: 60548910-C-4000-001

03A / 301 SCOUTMOOR SANDSTONE (TO ADOPTED HIGHWAY)

SECTION

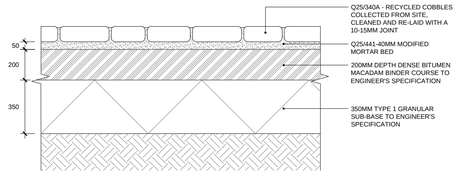

04A / 301 RECYCLED COBBLES TO LITTLE DAVID STREET

SECTION

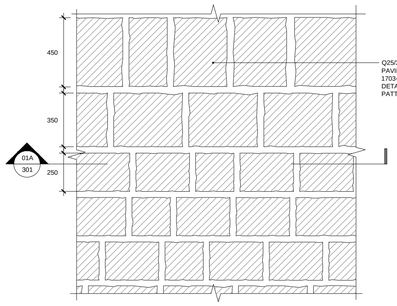

01B / 301 TOWER SANDSTONE (MEWP ACCESS)

PLAN

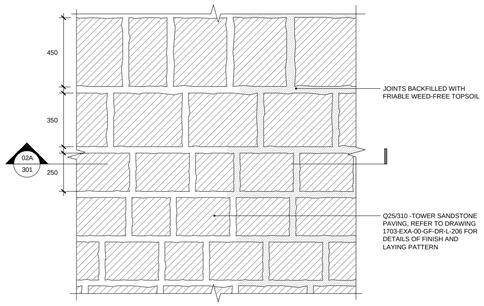

02B / 301 TOWER SANDSTONE (PERMEABLE BUILD-UP)

PLAN

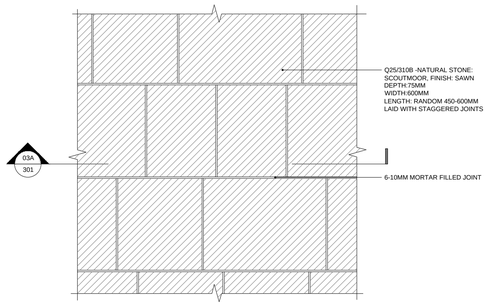

03B / 301 SCOUTMOOR SANDSTONE (TO PUBLIC HIGHWAY)

PLAN

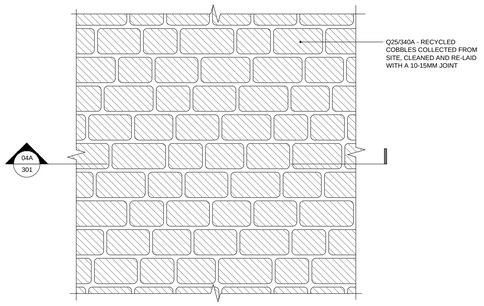

04B / 301 RECYCLED COBBLES TO LITTLE DAVID STREET

PLAN

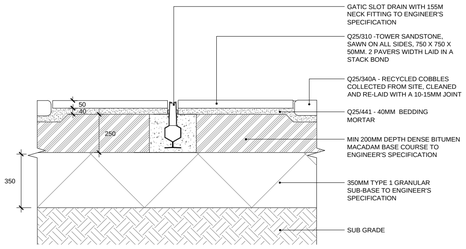

05A / 301 TOWER SANDSTONE (TO CENTRE OF LITTLE DAVID STREET)

SECTION

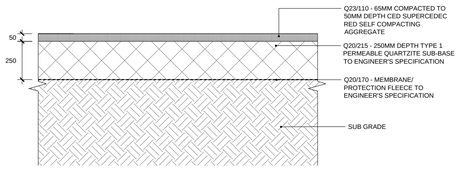

06 / 301 SUPERCEDEC SELF COMPACTING GRAVEL

SECTION

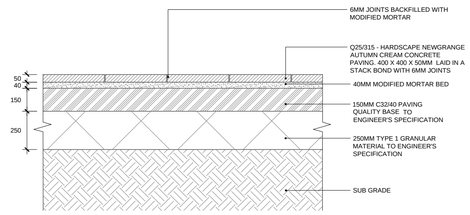

07A / 301 AUTUMN CREAM CONCRETE PAVING

SECTION

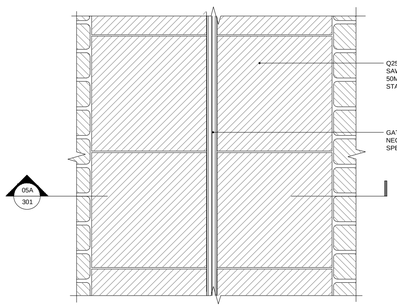

05B / 301 TOWER SANDSTONE (TO CENTRE OF LITTLE DAVID STREET)

PLAN

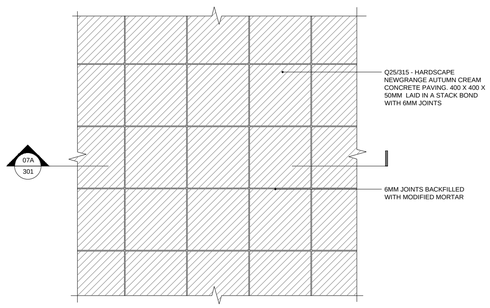

07B / 301 AUTUMN CREAM CONCRETE PAVING

PLAN

0 1m

North

No dimensions are to be scaled from this drawing.
All dimensions are to be checked on site.
Area measurements for indicative purposes only.

This drawing is the property of Exterior Architecture Ltd.
No part of the drawing may be reproduced in any manner without permission from Exterior Architecture Ltd.

Client

Mount Anvil

Refer to drawing 1703-EXA-00-GF-DR-L-300 for key plan locations.

Do not scale from drawing. Use figured dimensions only. All dimensions to be checked on site

'All works below surface finish to be reviewed and approved by project engineer' / 'Location of non-permeable areas to be confirmed against final maintenance access requirements'.

Rev	Description	Date
----	----	----
----	----	----
----	----	----
----	----	----
E	STAGE 5 COORDINATION	09.09.2019
D	STAGE 5 FINAL ISSUE	08.05.2019
C	STAGE 5 ISSUE	24.04.2019
B	STAGE 4 COORDINATION	06.02.2019
A	STAGE 4 ISSUE	03.12.2018
-	DRAFT TENDER/STAGE 4	02.11.2018

EXTERIOR ARCHITECTURE

LONDON: Studio 1S, Hewlett House, Havelock Terrace, London, SW8 4AS
MANCHESTER: Studio 537, The Royal Exchange, St Anns Square, Manchester, M2 7DH
E-Mail: office@exteriorarchitecture.com
Web: www.exteriorarchitecture.com

Project title

KAMPUS

Drawing title

PUBLIC REALM HARDWORKS DETAIL - SURFACES

Issued By	Manchester	T: 0161 850 8101	
Scale	1:20 @ A1	Drawn	ExA
Status	CONSTRUCTION/STAGE 5	Checked	SPL
Date	02.11.2018	Approved	JM

Drawing number

1703-EXA-00-GF-DR-L-301

Revision

E

P:\201711703 KAMPUS\01 CAD\02 SHEET LAYOUT\CONSTRUCTION_STAGE _5\1703-EXA-00-GF-DR-L-301.DWG

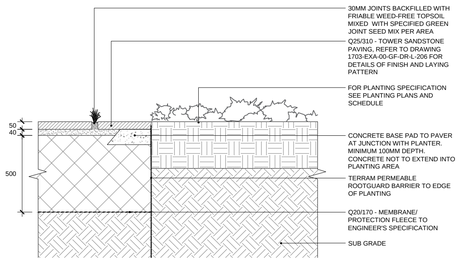

01A 303 TRANSITION FROM SANDSTONE TO PLANTING

SECTION

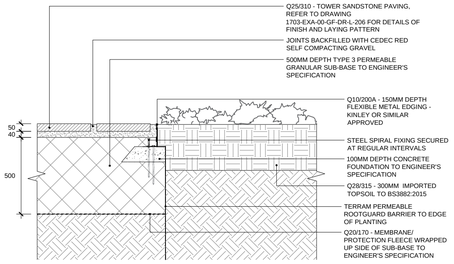

02A 303 EDGE TO PLANTING AGAINST SANDSTONE IN THE GARDEN

SECTION

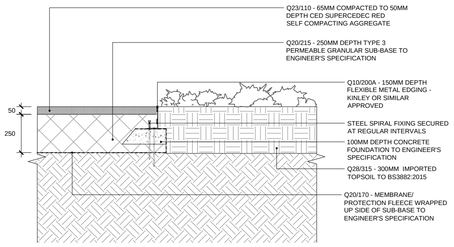

03A 303 EDGE TO PLANTING AGAINST COMPACTED GRAVEL IN THE GARDEN

SECTION

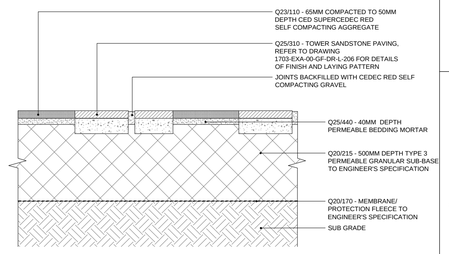

04A 303 TRANSITION FROM SANDSTONE TO COMPACTED GRAVEL IN THE GARDEN

SECTION A

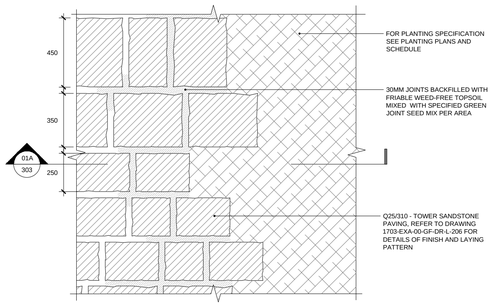

01B 303 TRANSITION FROM SANDSTONE TO PLANTING

PLAN

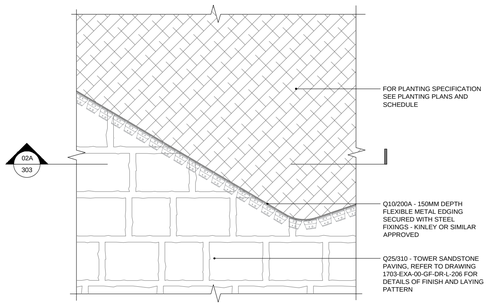

02B 303 EDGE TO PLANTING AGAINST SANDSTONE IN THE GARDEN

PLAN

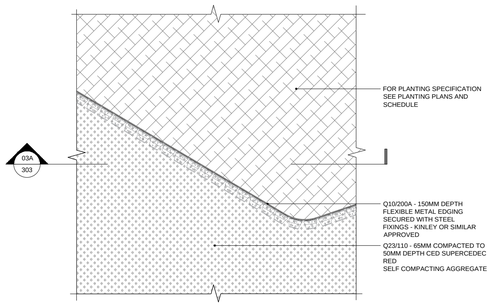

03B 303 EDGE TO PLANTING AGAINST COMPACTED GRAVEL IN THE GARDEN

PLAN

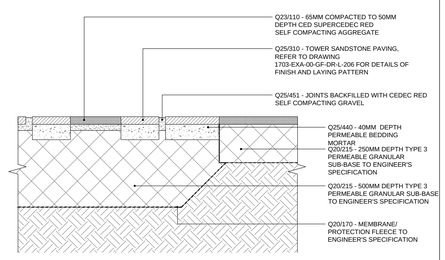

04B 303 TRANSITION FROM SANDSTONE TO COMPACTED GRAVEL IN THE GARDEN

SECTION B

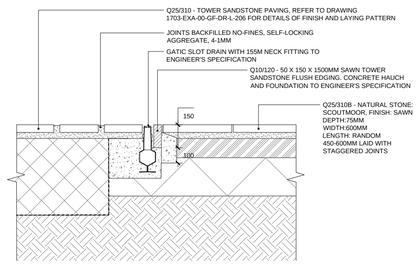

05A 303 FLUSH EDGING TO PAVING AT LAND OWNERSHIP BOUNDARY

SECTION

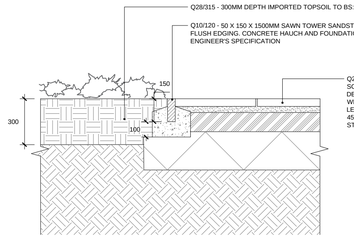

06A 303 FLUSH EDGING AT LAND OWNERSHIP BOUNDARY

SECTION

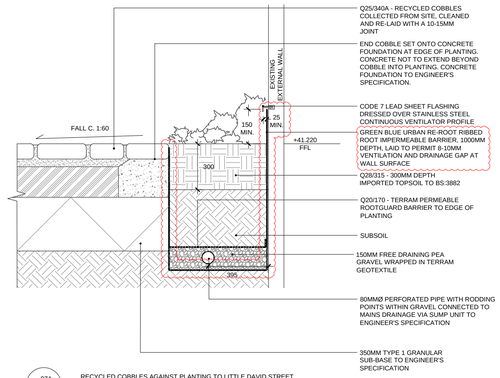

07A 303 RECYCLED COBBLES AGAINST PLANTING TO LITTLE DAVID STREET

SECTION

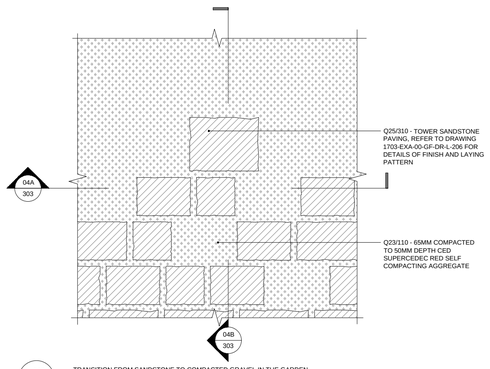

04C 303 TRANSITION FROM SANDSTONE TO COMPACTED GRAVEL IN THE GARDEN

PLAN

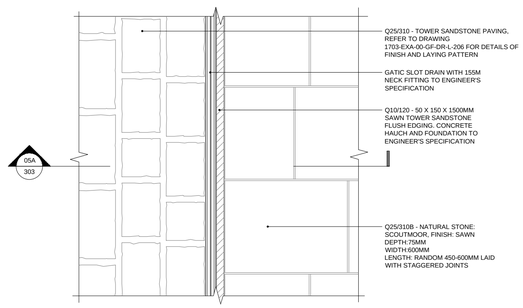

05B 303 FLUSH EDGING TO PAVING AT LAND OWNERSHIP BOUNDARY

PLAN

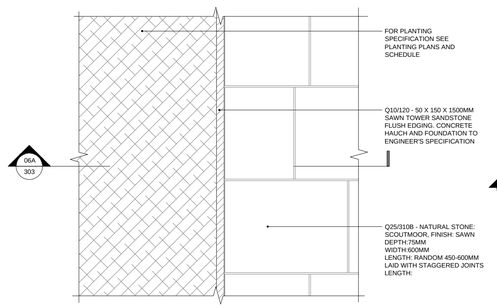

06B 303 FLUSH EDGING TO PLANTING AT LAND OWNERSHIP BOUNDARY

PLAN

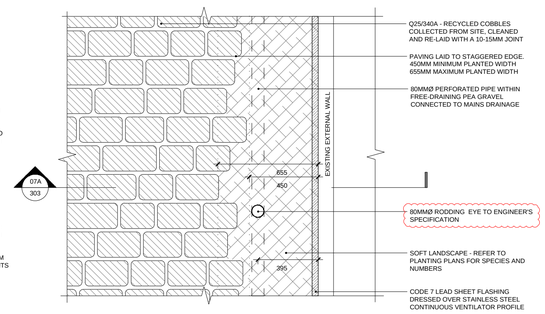

07B 303 RECYCLED COBBLES AGAINST PLANTING TO LITTLE DAVID STREET

PLAN

0 1m

North

No dimensions are to be scaled from this drawing.
All dimensions are to be checked on site.
Area measurements for indicative purposes only.

This drawing is the property of Exterior Architecture Ltd.
No part of the drawing may be reproduced in any manner without permission from Exterior Architecture Ltd.

Client

Mount Anvil

Do not scale from drawing. Use figured dimensions only. All dimensions to be checked on site

'All works below surface finish to be reviewed and approved by project engineer' / 'Location of non-permeable areas to be confirmed against final maintenance access requirements'.

Rev	Description	Date
----	----	----
----	----	----
----	----	----
----	----	----
E	STAGE 5 COORDINATION	13.05.2019
D	STAGE 5 FINAL ISSUE	08.05.2019
C	STAGE 5 ISSUE	24.04.2019
B	DETAIL AMENDMENTS	05.02.2019
A	STAGE 4 ISSUE	03.12.2018
-	DRAFT TENDER/STAGE 4	09.11.2018

EXTERIOR ARCHITECTURE

LONDON: Studio 1S, Hewlett House, Havelock Terrace, London, SW8 4AS
MANCHESTER: Studio 537, The Royal Exchange, St Anns Square, Manchester, M2 7DH
E-Mail: office@exteriorarchitecture.com
Web: www.exteriorarchitecture.com

Project title

KAMPUS

Drawing title

PUBLIC REALM HARDWORKS DETAILS - EDGINGS

Issued By	Manchester	T: 0161 850 8101	
Scale	1:20 @ A1	Drawn	ExA
Status	CONSTRUCTION/STAGE 5	Checked	SPL
Date	09.11.2018	Approved	JM

Drawing number

1703-EXA-00-GF-DR-L-303

Revision

E

P:\201711703 KAMPUS\01 CAD\02 SHEET LAYOUT\CONSTRUCTION_STAGE _5\1703-EXA-00-GF-DR-L-303.DWG

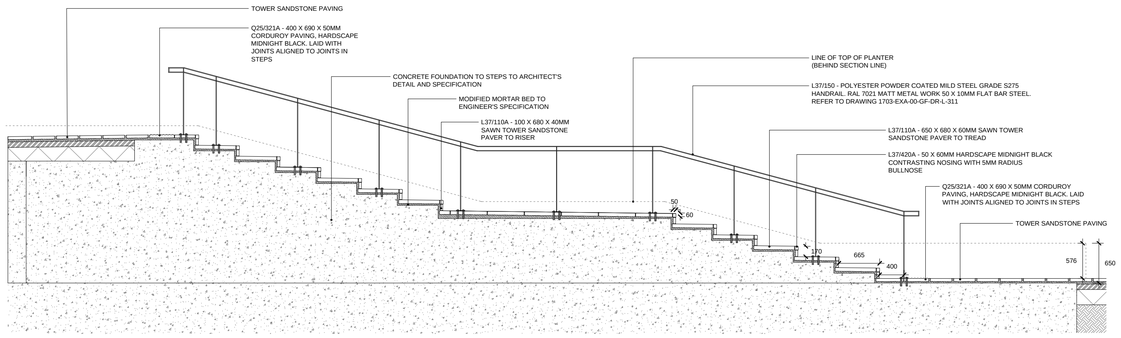

01 / 307 CANAL STEPS

LONGITUDINAL SECTION THROUGH STEPS

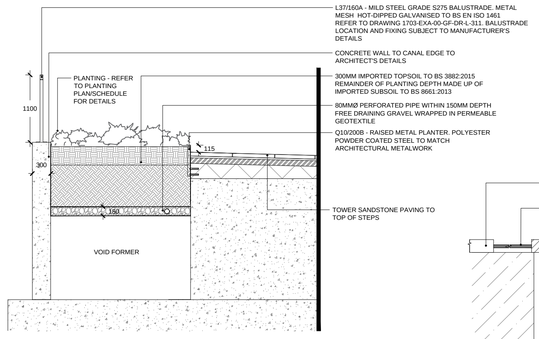

04 / 307 CANAL STEPS

TRANSVERSE SECTION THROUGH TOP OF STEPS

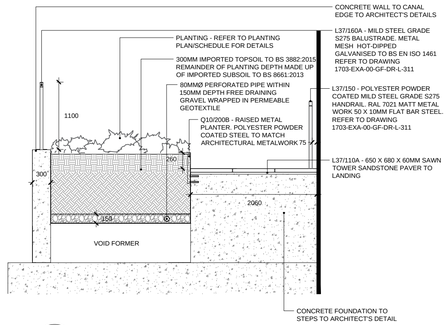

05 / 307 CANAL STEPS

TRANSVERSE SECTION THROUGH STEPS

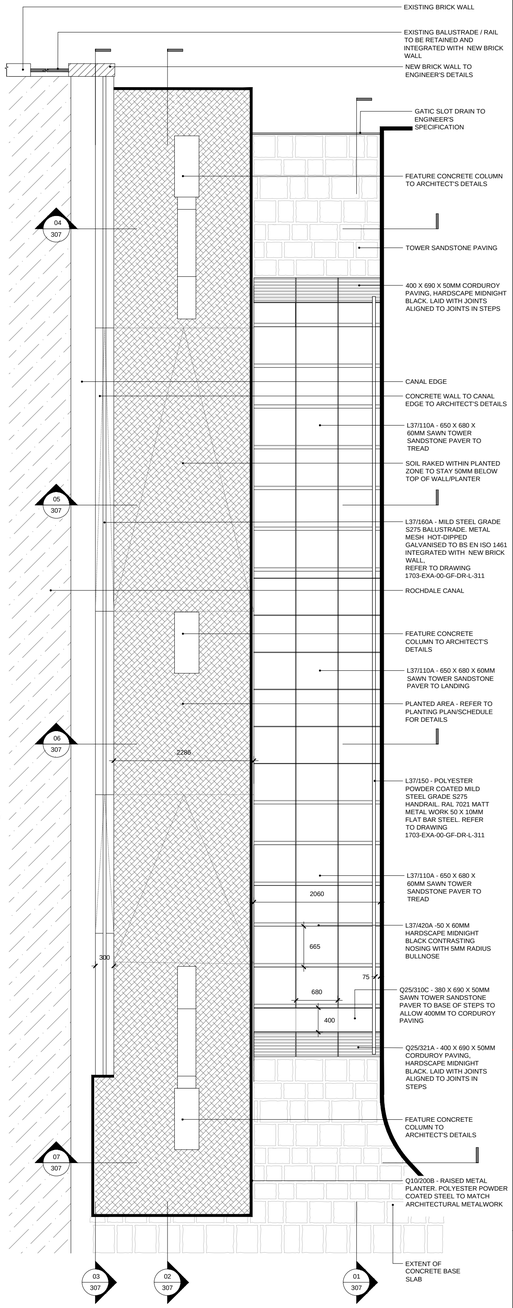

08 / 307 CANAL STEPS

PLAN

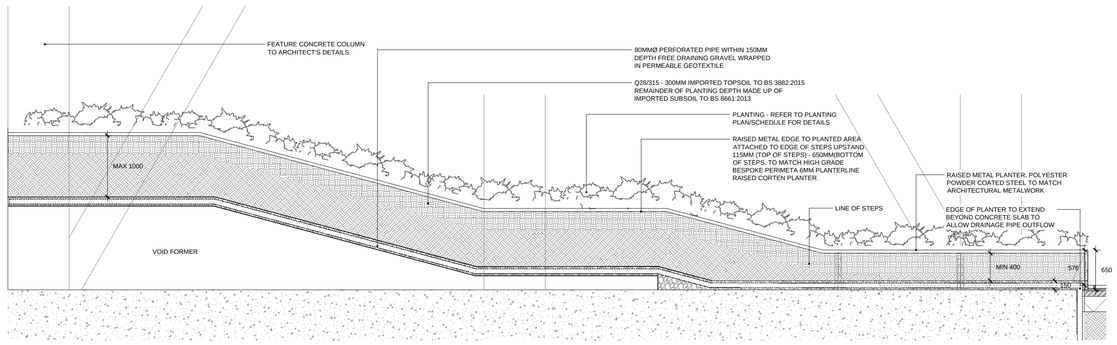

02 / 307 CANAL STEPS

LONGITUDINAL SECTION THROUGH PLANTER

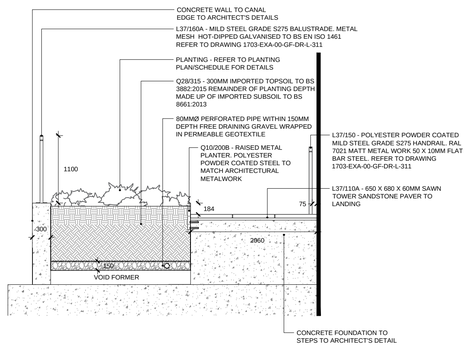

06 / 307 CANAL STEPS

TRANSVERSE SECTION THROUGH LANDING

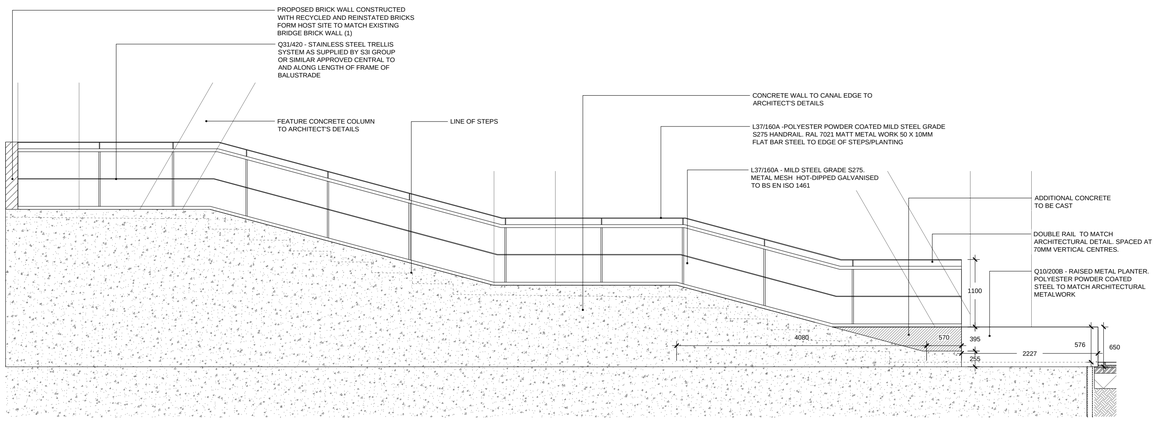

03 / 307 CANAL STEPS

LONGITUDINAL SECTION THROUGH CANAL EDGE WALL

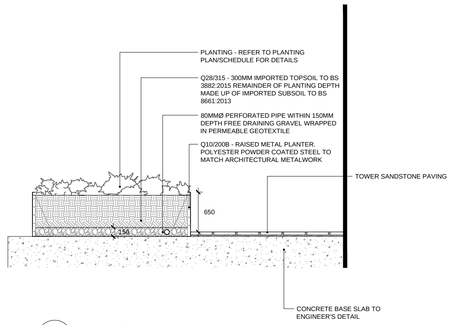

07 / 307 CANAL STEPS

TRANSVERSE SECTION THROUGH BASE OF STEPS

0 2m

North

No dimensions are to be scaled from this drawing.
All dimensions are to be checked on site.
Area measurements for indicative purposes only.

This drawing is the property of Exterior Architecture Ltd.
No part of the drawing may be reproduced in any manner without permission from Exterior Architecture Ltd.

Client

Mount Anvil

Do not scale from drawing. Use figured dimensions only. All dimensions to be checked on site

'All works below surface finish to be reviewed and approved by project engineer' / 'Location of non-permeable areas to be confirmed against final maintenance access requirements'.

Rev	Description	Date
----	----	----
----	----	----
H	STAGE 5COORDINATION	21.10.2019
G	STAGE 5COORDINATION	18.10.2019
F	STAGE 5COORDINATION	06.08.2019
E	STAGE 5 FINAL ISSUE	08.05.2019
D	STAGE 5 ISSUE	24.04.2019
C	STAGE 4 COORDINATION	07.02.2019
B	STAGE 4 ISSUE	09.11.2018
A	DRAFT TENDER/STAGE 4	22.10.2018

EXTERIOR ARCHITECTURE

LONDON: Studio 1S, Hewlett House, Havelock Terrace, London, SW8 4AS
MANCHESTER: Studio 537, The Royal Exchange, St Anns Square, Manchester, M2 7DH
E-Mail: office@exteriorarchitecture.com
Web: www.exteriorarchitecture.com

Project title

KAMPUS

Drawing title

PUBLIC REALM HARDWORKS DETAILS -STEPS 4 OF 4

Issued By	Manchester	T: 0161 850 8101	
Scale	1:50 @ A1	Drawn	ExA
Status	CONSTRUCTION/STAGE 5	Checked	SPL
Date	09.11.2018	Approved	JM

Drawing number

1703-EXA-00-GF-DR-L-307

Revision

H

P:\2017\1703 KAMPUS\01 CAD\02 SHEET LAYOUT\CONSTRUCTION_STAGE _5\1703-EXA-00-GF-DR-L-307.DWG

No dimensions are to be scaled from this drawing.
All dimensions are to be checked on site.
Area measurements for indicative purposes only.

This drawing is the property of Exterior Architecture Ltd.
No part of the drawing may be reproduced in any manner without permission from Exterior Architecture Ltd.

Client

Mount Anvil

Key

- Legal boundary (demarcated by pin kerbs or studs; refer to 200 series for details)
- Existing trees including indicative RPA
- Terram rootguard barrier permeable or similar approved
- Terram rootguard barrier impermeable or similar approved
- Terram 1000 geotextile permeable or similar approved
- Proposed trees Refer to 500 series for planting plans and schedules.
- Rootcell system Product: GBU-2018 Supplier Green Blue Urban or similar approved
- Arborvents Supplier Green Blue Urban or similar approved total No. 25

Notes:
Layouts to be verified with suppliers. All products to be installed to manufacturer's recommendations. This drawing should be read in conjunction with the tree pit details 1703-EXA-00-GF-DR-L-402 & 403. Airvent loactions to be confirmed by supplier.

Rev	Description	Date
----	----	----
----	----	----
----	----	----
----	----	----
----	----	----
----	----	----
----	----	----
B	STAGE 5 ISSUE	08.05.2019
A	STAGE 4 ISSUE	03.12.2018
-	Draft Tender/Stage 4 issue	16.11.2018

EXTERIOR ARCHITECTURE

LONDON: Studio 1S, Hewlett House, Havelock Terrace, London, SW8 4AS
MANCHESTER: Studio 537, The Royal Exchange, St Anns Square, Manchester, M2 7DH
E-Mail: office@exteriorarchitecture.com
Web: www.exteriorarchitecture.com

Project title

KAMPUS

Drawing title

PUBLIC REALM DETAILS - ROOTCELL AND ROOT BARRIER PLAN

Issued By	Manchester	T: 0161 850 8101	
Scale	1:200 @ A1	Drawn	ExA
Status	CONSTRUCTION/STAGE 5	Checked	SPL
Date	16.11.2018	Approved	JM

Drawing number: 1703-EXA-00-GF-DR-L-401
Revision: B

P:\2017\1703 KAMPUS\01 CAD\02 SHEET LAYOUT\CONSTRUCTION_STAGE _5\1703-EXA-00-GF-DR-L-401.DWG

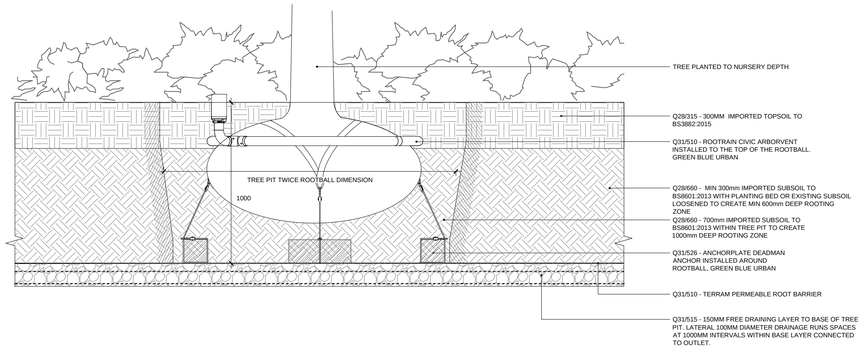

01 / 402 TREE IN PLANTING BED WITHIN CENTRAL SPACE

SECTION

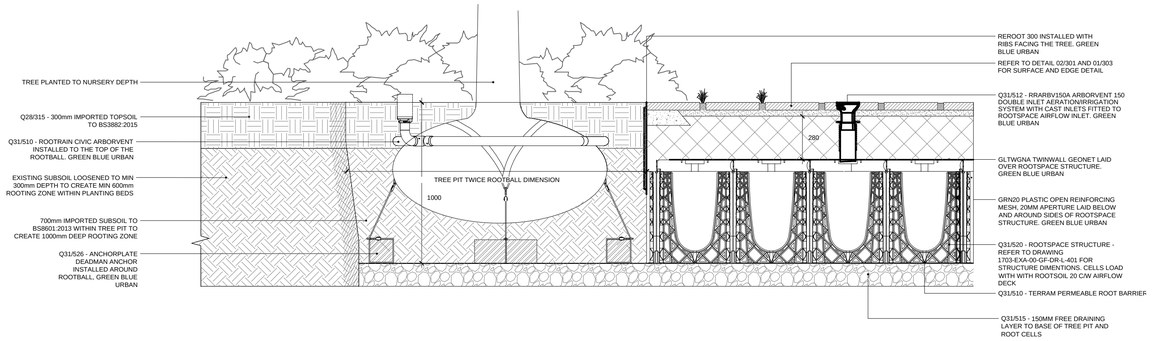

02 / 402 TREE IN PLANTING BED WITH ROOT CELLS TO CHORLTON SQUARE AND CANAL EDGE

SECTION

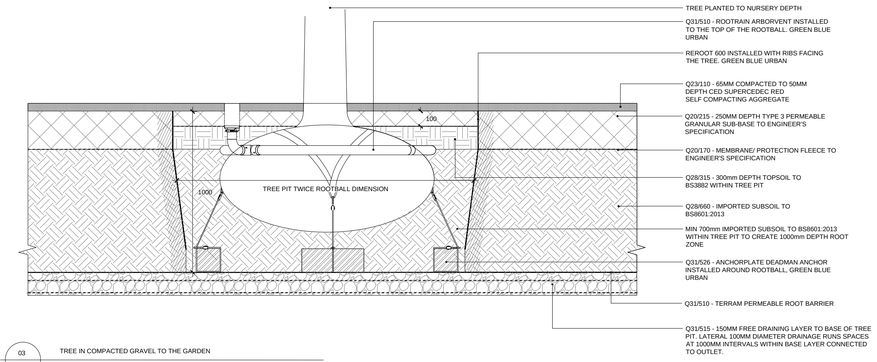

03 / 402 TREE IN COMPACTED GRAVEL TO THE GARDEN

SECTION

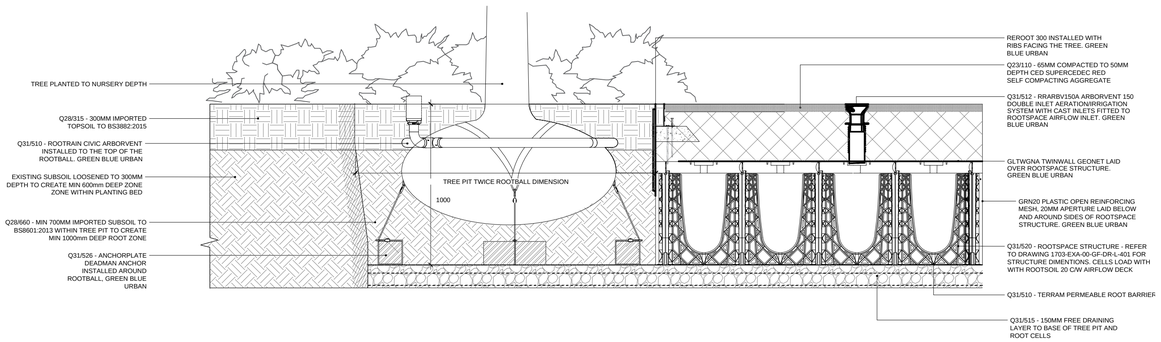

04 / 402 TREE IN PLANTING BED WITH ROOT CELLS TO THE GARDEN

SECTION

0 1m

North

No dimensions are to be scaled from this drawing.
All dimensions are to be checked on site.
Area measurements for indicative purposes only.

This drawing is the property of Exterior Architecture Ltd.
No part of the drawing may be reproduced in any manner without permission from Exterior Architecture Ltd.

Client

Mount Anvil

Rev	Description	Date
C	STAGE 5 ISSUE	08.05.2019
B	STAGE 4 COORDINATION	06.02.2019
A	STAGE 4 ISSUE	03.12.2018
-	Draft Tender/Stage 4 issue	16.11.2018

EXTERIOR ARCHITECTURE

LONDON: Studio 1S, Hewlett House, Havelock Terrace, London, SW8 4AS
MANCHESTER: Studio 537, The Royal Exchange, St Anns Square, Manchester, M2 7DH

E-Mail: office@exteriorarchitecture.com
Web: www.exteriorarchitecture.com

Project title

KAMPUS

Drawing title

PUBLIC REALM DETAILS - TREE PIT DETAILS 1 OF 2

Issued By	Manchester	T: 0161 850 8101	
Scale	1:20 @ A1	Drawn	ExA
Status	CONSTRUCTION/STAGE 5	Checked	SPL
Date	16.11.2018	Approved	JM

Drawing number

1703-EXA-00-GF-DR-L-402

Revision

C

P:\201711703 KAMPUS\01 CAD\02 SHEET LAYOUT\CONSTRUCTION_STAGE _5\1703-EXA-00-GF-DR-L-402.DWG

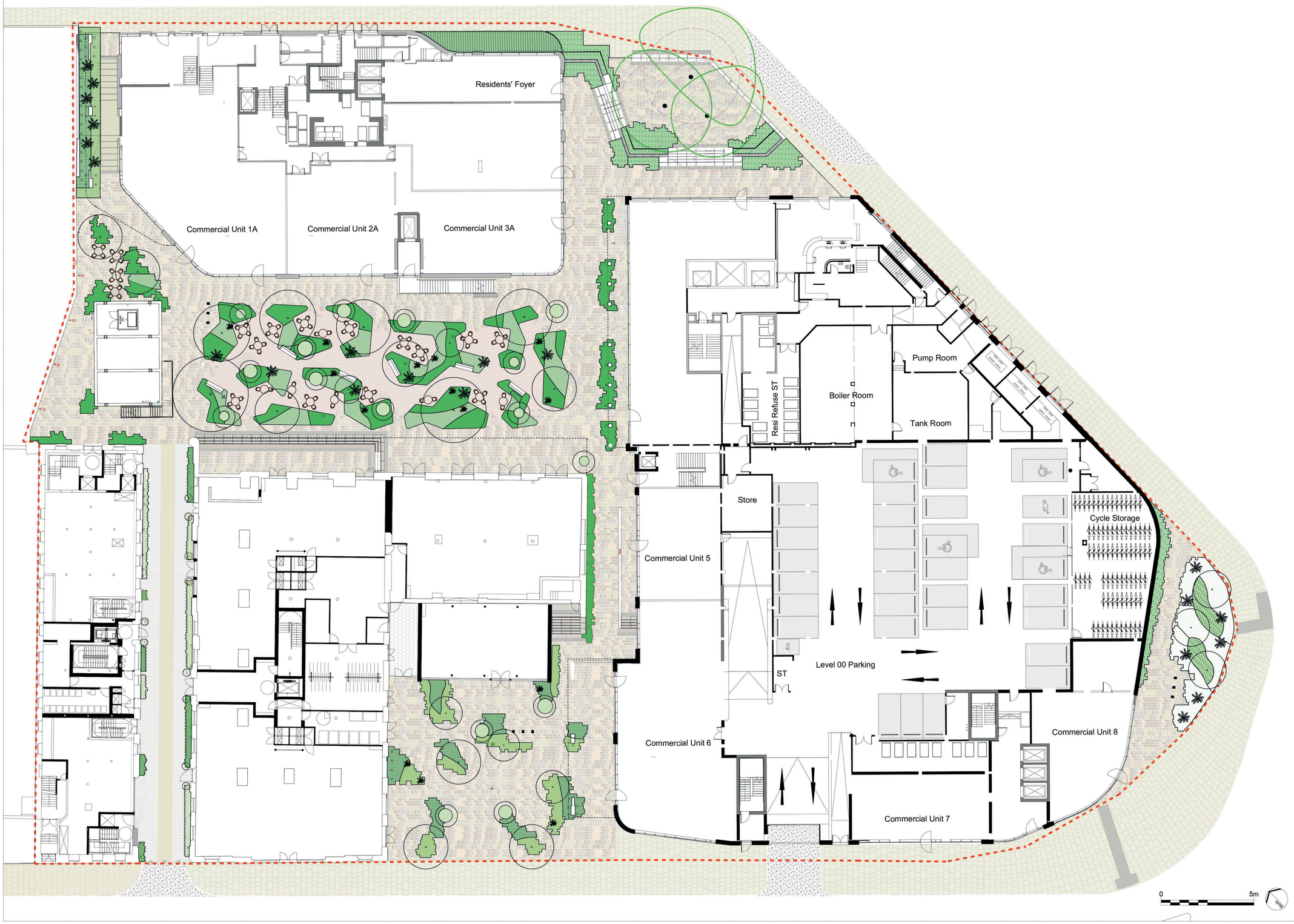

P:\2017\1703 KAMPUS\01 CAD\02 SHEET LAYOUT\CONSTRUCTION_STAGE _5\1703-EXA-00-GF-DR-L-510.DWG

No dimensions are to be scaled from this drawing.
All dimensions are to be checked on site.
Area measurements for indicative purposes only.

This drawing is the property of Exterior Architecture Ltd.
No part of the drawing may be reproduced in any manner without permission from Exterior Architecture Ltd.

Client

Mount Anvil

This drawing should be read in conjunction with 1703-EXA-00-ZZ-DR-L-516 for the planting schedule and detail plans 1703-EXA-00-ZZ-DR-L-511-515. For green joint details and species refer to drawing 1703-EXA-00-GF-DR-L-517.

Key

Legal boundary
(demarcated by pin kerbs or studs; refer to 200 series for details)

Proposed planting mixes

- The garden mix 1
- The garden mix 2
- Chorlton Square mix 1
- Chorlton Square mix 2
- Little David Street mix 1
- Little David Street mix 2
- Chorlton/Aytoun Street mix 1
- Chorlton/Aytoun Street mix 2
- Minshull/Aytoun Street Mix 1
- Minshull/Aytoun Street Mix 2
- Raised planter Mix 1

Proposed trees and specimen

- Trees & specimen
- Signature specimen

Rev	Description	Date
B	STAGE 5 ISSUE	08.05.2019
A	STAGE 4 ISSUE	03.12.2018
-	DRAFT TENDER/STAGE 4	02.11.2018

EXTERIOR ARCHITECTURE

LONDON: Studio 1S, Hewlett House, Havelock Terrace, London, SW8 4AS
MANCHESTER: Studio 537, The Royal Exchange, St Anns Square, Manchester, M2 7DH
E-Mail: office@exteriorarchitecture.com
Web: www.exteriorarchitecture.com

Project title

KAMPUS

Drawing title

PUBLIC REALM SOFTWORKS
KEY PLAN

Issued By	Manchester	T: 0161 850 8101	
Scale	1:100 @ A1	Drawn	ExA
Status	CONSTRUCTION/STAGE 5	Checked	SPL
Date	02.11.2018	Approved	JM

Drawing number
1703-EXA-00-GF-DR-L-510

Revision
B

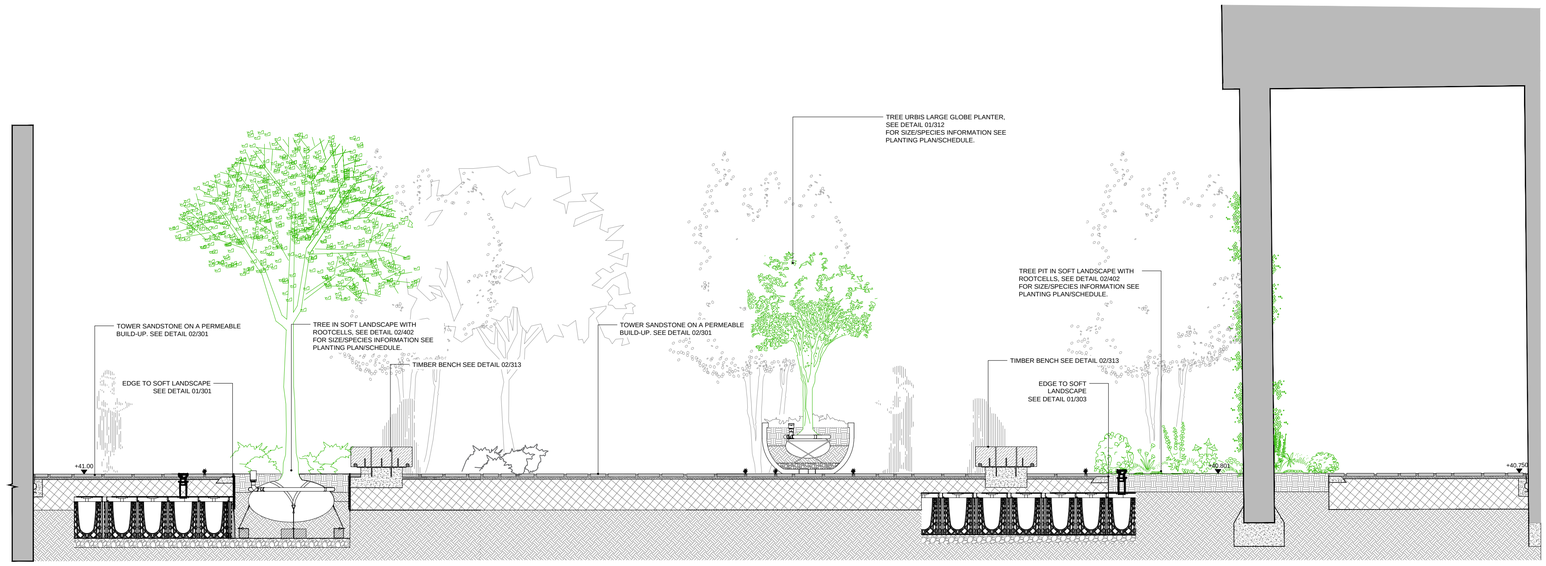

01 / 701 CHOLTON SQUARE
TECHNICAL SECTION

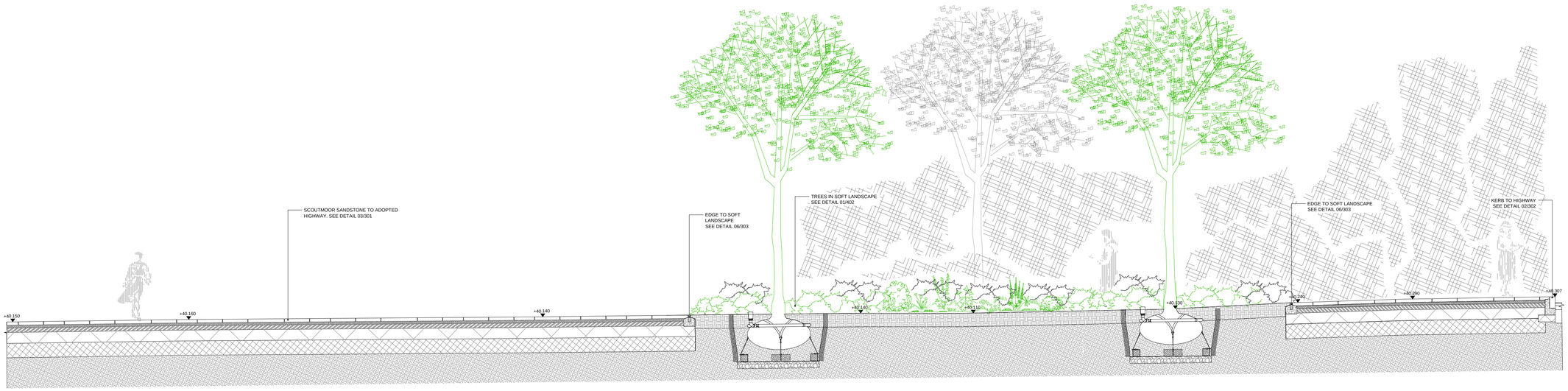

02 / 701 CHOLTON / AYTOUN STREET CORNER
TECHNICAL SECTION

0 2m

North

No dimensions are to be scaled from this drawing.
All dimensions are to be checked on site.
Area measurements for indicative purposes only.

This drawing is the property of Exterior Architecture Ltd.
No part of the drawing may be reproduced in any manner without permission from Exterior Architecture Ltd.

Client
Mount Anvil

Do not scale from drawing. Use figured dimensions only. All dimensions to be checked on site

'All works below surface finish to be reviewed and approved by project engineer' / 'Location of non-permeable areas to be confirmed against final maintenance access requirements'.

Drawings to be reviewed by Access Consultant.

Rev	Description	Date
B	STAGE 5 ISSUE	08.05.2019
A	STAGE 4 ISSUE	03.12.2018
-	DRAFT TENDER/STAGE 4	23.11.2018
----	----	----
----	----	----
----	----	----
----	----	----
----	----	----
----	----	----
----	----	----

EXTERIOR ARCHITECTURE
LONDON: Studio 1S, Hewlett House, Havelock Terrace, London, SW8 4AS
MANCHESTER: Studio 537, The Royal Exchange, St Anns Square, Manchester, M2 7DH
E-Mail: office@exteriorarchitecture.com
Web: www.exteriorarchitecture.com

Project title
KAMPUS

Drawing title
PUBLIC REALM SECTIONS 1 OF 4

Issued By	Manchester	T: 0161 850 8101	
Scale	1:50 @ A1	Drawn	ExA
Status	CONSTRUCTION/STAGE 5	Checked	SPL
Date	23.11.2018	Approved	JM

Drawing number
1703-EXA-00-GF-DR-L-701

Revision
B

P:\201711703 KAMPUS\01 CAD\02 SHEET LAYOUT\CONSTRUCTION_STAGE _5\1703-EXA-00-GF-DR-L-701.DWG

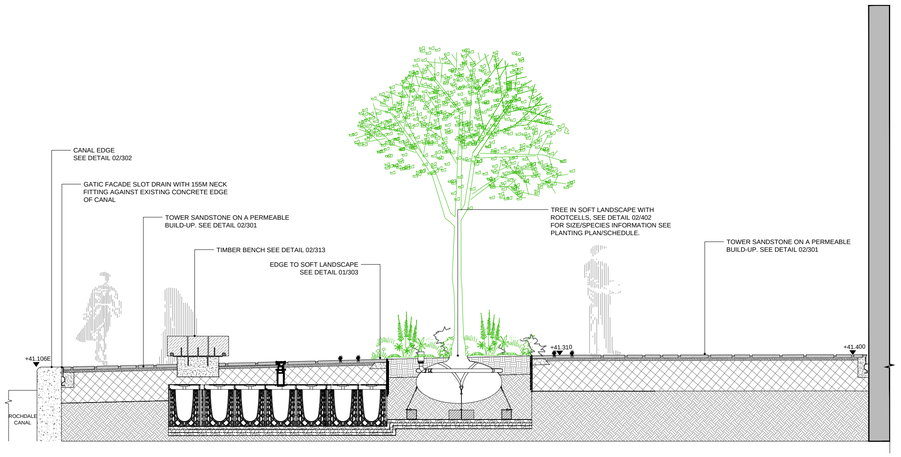

01 / 702 CANAL EDGE

TECHNICAL SECTION

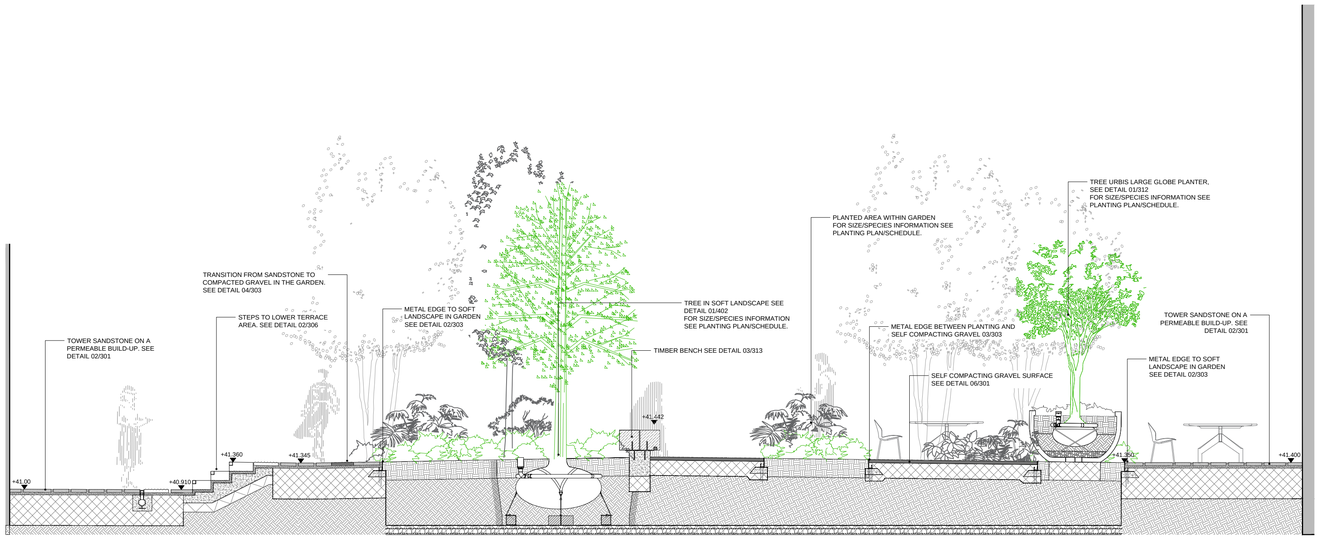

02 / 702 THE GARDEN (SHORT DIMENSION)

TECHNICAL SECTION

0 2m

North

No dimensions are to be scaled from this drawing.
All dimensions are to be checked on site.
Area measurements for indicative purposes only.

This drawing is the property of Exterior Architecture Ltd.
No part of the drawing may be reproduced in any manner
without permission from Exterior Architecture Ltd.

Client

Mount Anvil

Do not scale from drawing. Use figured dimensions only. All dimensions to be checked on site

'All works below surface finish to be reviewed and approved by project engineer' / 'Location of non-permeable areas to be confirmed against final maintenance access requirements'.

Drawings to be reviewed by Access Consultant.

Rev	Description	Date
----	----	----
----	----	----
----	----	----
----	----	----
----	----	----
----	----	----
----	----	----
B	STAGE 5 ISSUE	08.05.2019
A	STAGE 4 ISSUE	03.12.2018
-	DRAFT TENDER/STAGE 4	23.11.2018

EXTERIOR
ARCHITECTURE

LONDON: Studio 1S, Hewlett House, Havelock Terrace, London, SW8 4AS
MANCHESTER: Studio 537, The Royal Exchange, St Anns Square, Manchester, M2 7DH
E-Mail: office@exteriorarchitecture.com
Web: www.exteriorarchitecture.com

Project title

KAMPUS

Drawing title

PUBLIC REALM SECTIONS 2 OF 4

Issued By	Manchester	T: 0161 850 8101	
Scale	1:50 @ A1	Drawn	ExA
Status	CONSTRUCTION/STAGE 5	Checked	SPL
Date	23.11.2018	Approved	JM

Drawing number

1703-EXA-00-GF-DR-L-702

Revision

B

P:\201711703 KAMPUS\01 CAD\02 SHEET LAYOUT\CONSTRUCTION_STAGE _5\1703-EXA-00-GF-DR-L-702 PUBLIC REALM SECTIONS 2 OF 4.DWG

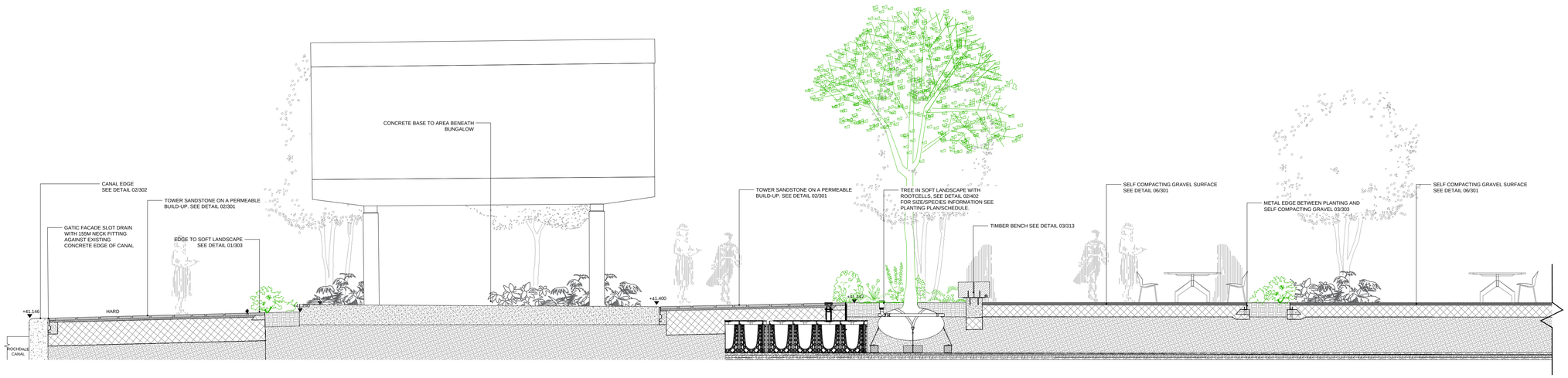

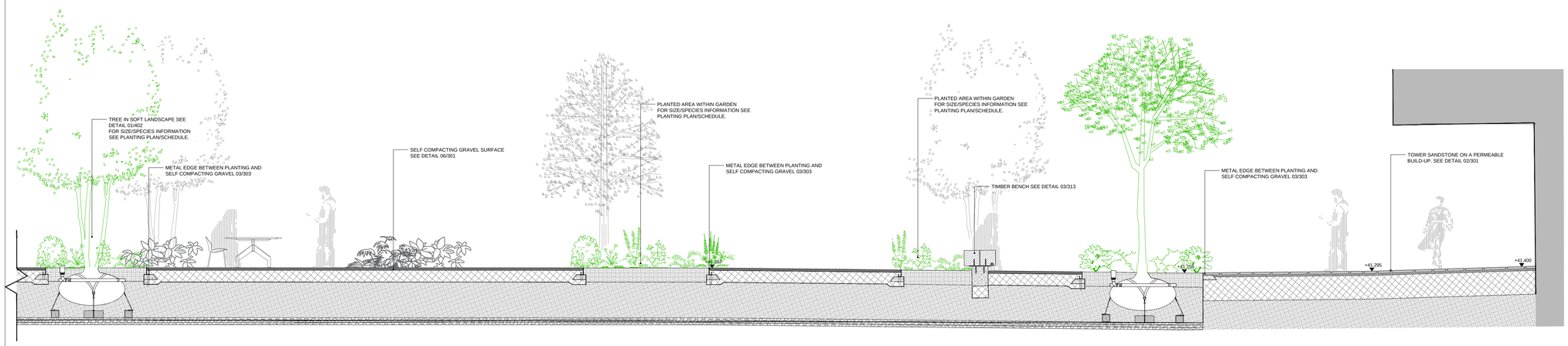

01 THE GARDEN (SHORT DIMENSION)
703 TECHNICAL SECTION

0 2m

North

No dimensions are to be scaled from this drawing.
All dimensions are to be checked on site.
Area measurements for indicative purposes only.

This drawing is the property of Exterior Architecture Ltd.
No part of the drawing may be reproduced in any manner without permission from Exterior Architecture Ltd.

Client
Mount Anvil

Do not scale from drawing. Use figured dimensions only. All dimensions to be checked on site

'All works below surface finish to be reviewed and approved by project engineer' / 'Location of non-permeable areas to be confirmed against final maintenance access requirements'.

Drawings to be reviewed by Access Consultant.

Rev	Description	Date
B	STAGE 5 ISSUE	08.05.2019
A	STAGE 4 ISSUE	03.12.2018
-	DRAFT TENDER/STAGE 4	23.11.2018
----	----	----
----	----	----
----	----	----
----	----	----
----	----	----
----	----	----
----	----	----

EXTERIOR ARCHITECTURE
LONDON: Studio 1S, Hewlett House, Havelock Terrace, London, SW8 4AS
MANCHESTER: Studio 537, The Royal Exchange, St Anns Square, Manchester, M2 7DH
E-Mail: office@exteriorarchitecture.com
Web: www.exteriorarchitecture.com

Project title
KAMPUS

Drawing title
PUBLIC REALM SECTIONS 3 OF 4

Issued By	Manchester	T: 0161 850 8101	
Scale	1:50 @ A1	Drawn	ExA
Status	CONSTRUCTION/STAGE 5	Checked	SPL
Date	23.11.2018	Approved	JM

Drawing number
1703-EXA-00-GF-DR-L-703

Revision
B

P:\201711703 KAMPUS\01 CAD\02 SHEET LAYOUT\CONSTRUCTION_STAGE _5\1703-EXA-00-GF-DR-L-703.DWG

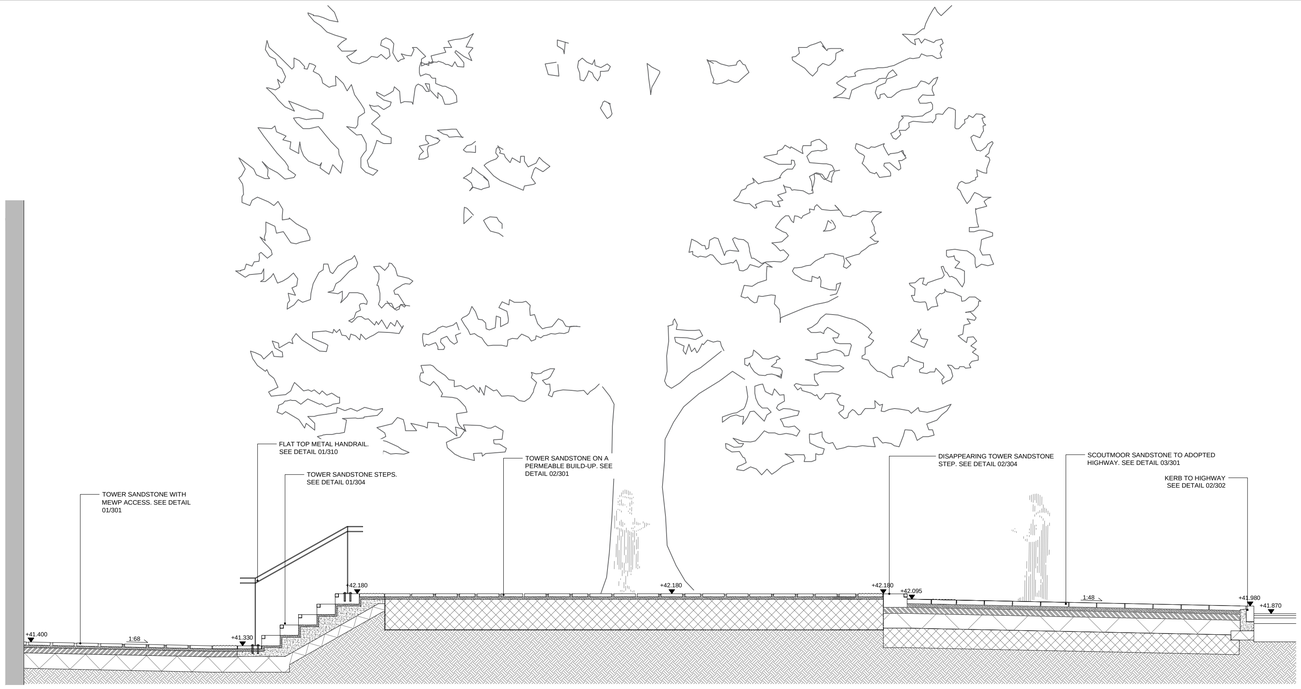

01 704 MINSHULL/AYTOUN CORNER (THROUGH STEPS)

TECHNICAL SECTION

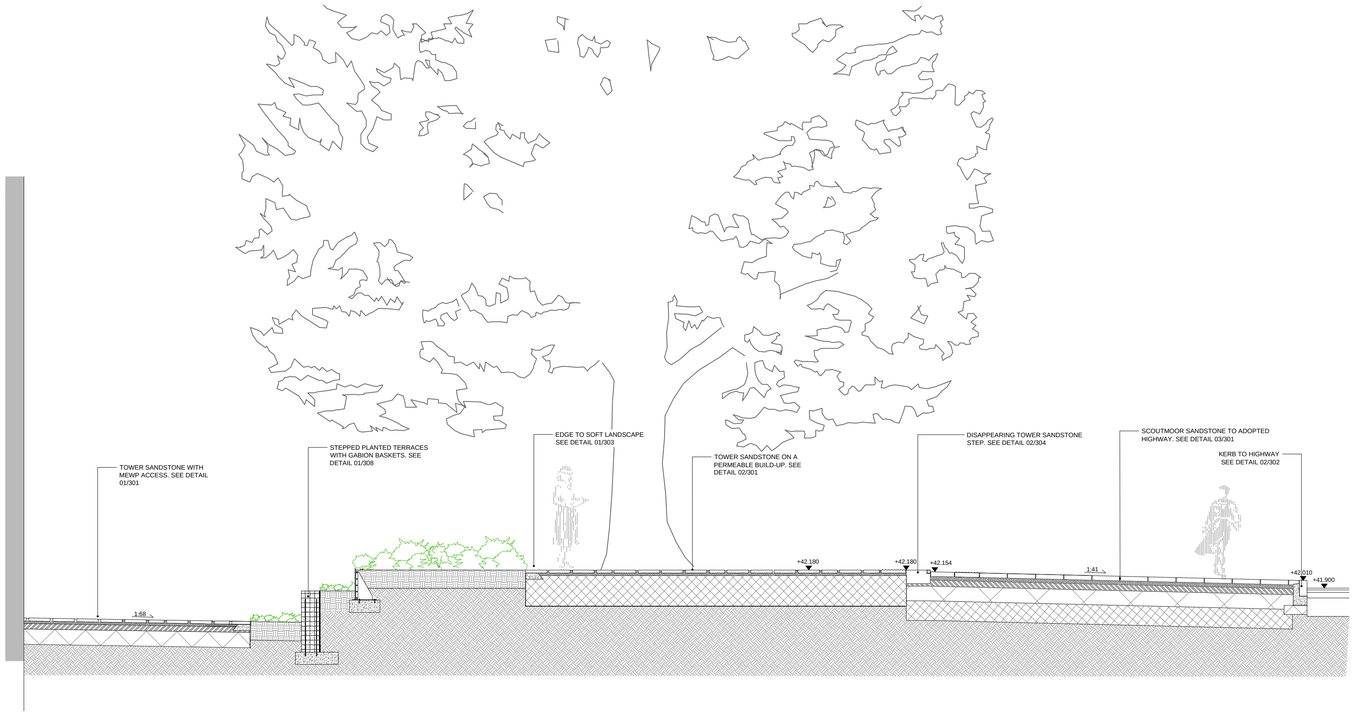

02 704 MINSHULL/AYTOUN CORNER (THROUGH PLANTING)

TECHNICAL SECTION

0 2m

North

No dimensions are to be scaled from this drawing.
All dimensions are to be checked on site.
Area measurements for indicative purposes only.

This drawing is the property of Exterior Architecture Ltd.
No part of the drawing may be reproduced in any manner without permission from Exterior Architecture Ltd.

Client

Mount Anvil

Do not scale from drawing. Use figured dimensions only. All dimensions to be checked on site

'All works below surface finish to be reviewed and approved by project engineer' / 'Location of non-permeable areas to be confirmed against final maintenance access requirements'.

Drawings to be reviewed by Access Consultant.

Rev	Description	Date
----	----	----
----	----	----
----	----	----
----	----	----
----	----	----
----	----	----
----	----	----
B	STAGE 5 ISSUE	08.05.2019
A	STAGE 4 ISSUE	03.12.2018
-	DRAFT TENDER/STAGE 4	23.11.2018

EXTERIOR ARCHITECTURE

LONDON: Studio 1S, Hewlett House, Havelock Terrace, London, SW8 4AS
MANCHESTER: Studio 537, The Royal Exchange, St Anns Square, Manchester, M2 7DH

E-Mail: office@exteriorarchitecture.com
Web: www.exteriorarchitecture.com

Project title

KAMPUS

Drawing title

PUBLIC REALM DETAILS 4 OF 4

Issued By	Manchester	T: 0161 850 8101	
Scale	1:50 @ A1	Drawn	ExA
Status	CONSTRUCTION/STAGE 5	Checked	SPL
Date	23.11.2018	Approved	JM

Drawing number

1703-EXA-00-GF-DR-L-704

Revision

B

P:\201711703 KAMPUS\01 CAD\02 SHEET LAYOUT\CONSTRUCTION_STAGE _5\1703-EXA-00-GF-DR-L-704.DWG