This drawing is to be read in conjunction with all relevant drawings.

The main contractor/builder is to interpret the requirements in relationship to the site conditions encountered and as agreed with the Building Control officer.

All dimensions and sizes to be verified on site, any discrepancies to be reported to the client/project manager. These annotations were prepared for planning and/or building control submission only.

This drawing and design is the (© 2020) property of Commercial Kitchen and Bar Consultants and should not be reproduced without written permission.

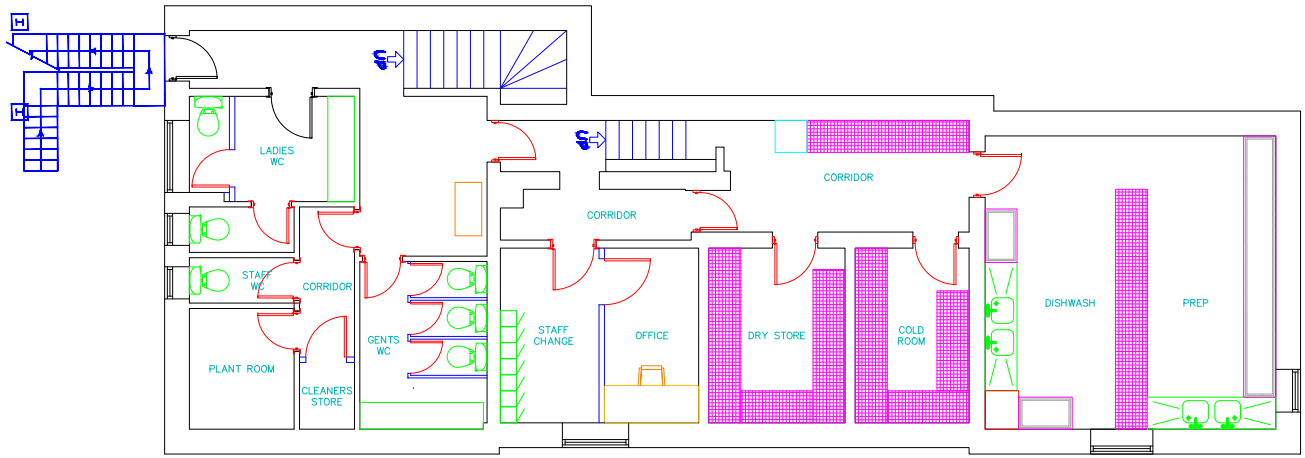

PROPOSED BASEMENT FLOOR LAYOUT
1:100

Rev	Description	By	Date
C	Modified kitchen extract ductwork to run internally to roof exhaust	PB	11.06.21
B	Added site plan layout, added external fire escape stairway, added location of trees, added existing parking provision, detailed external access ramp, modiifed ductwork and annotations.	PB	30.04.21
A	For Client Approval	PB	14.01.21

Initial Issue: 14/01/2021

CLIENT
Brighton House

PROJECT TITLE
Restuarant and office redesign

DRAWING TITLE
Proposed Basemnt Floor Layout

Drawn by: PB	Checked by: RH
Date: 14/01/2021	Scale: 1:100@A3

COMMERCIAL KITCHEN & BAR

Manchester. UK.
www.commercialkitchenandbar.com
0161 266 1000 | 07732 096 418

Job Ref.	Drawing No.	Revision
JR	100	C

EQUIPMENT SCHEDULE			
ITEM	DESCRIPTION	QTY	DIMENSIONS
01	COFFEE GRINDER	1	200(w) x 450(d)
02	COFFEE MACHINE	1	650(w) x 450(d)
03	BOTTLE COOLER (2 DOOR)	1	900(w) x 550(d)
04	BOTTLE COOLER (2 DOOR)	1	900(w) x 550(d)
05	HAND WASH BASIN	1	300(w) x 300(d)
06	CHARGRILL	1	1000(w) x 600(d)
07	INFILL TABLE	1	740(w) x 600(d)
08	FRYER	1	400(w) x 800(d)
09	FRYER	1	400(w) x 800(d)
10	INFILL TABLE	1	500(w) x 700(d)
11	6 BURNER COOKER	1	900(w) x 700(d)
12	COMBI OVEN	1	847(w) x 776(d)
13	HAND WASH BASIN	1	300(w) x 300(d)
14	HOT CUPBOARD	1	1000(w) x 500(d)
15	SINK	1	600(w) x 600(d)
16	3 DOOR PREP TABLE	1	1365(w) x 700(d)
17	BIN VOID	1	300(w) x 600(d)
18	2 DOOR PREP TABLE	1	1365(w) x 700(d)
19	BIN VOID	1	300(w) x 600(d)
20	3 DOOR PREP TABLE	1	1365(w) x 700(d)
21	SINK	1	600(w) x 600(d)

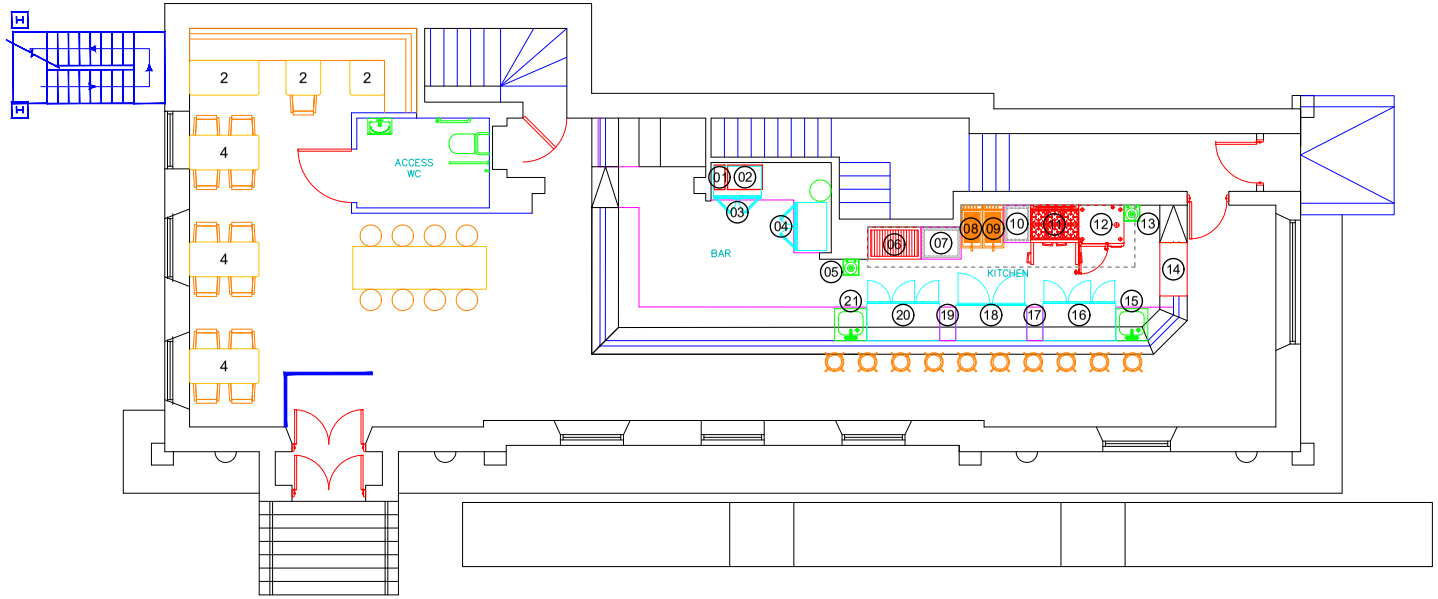

PROPOSED GROUND FLOOR LAYOUT
1:100

This drawing is to be read in conjunction with all relevant drawings.

The main contractor/builder is to interpret the requirements in relationship to the site conditions encountered and as agreed with the Building Control officer.

All dimensions and sizes to be verified on site, any discrepancies to be reported to the client/project manager. These annotations were prepared for planning and/or building control submission only.

This drawing and design is the (© 2020) property of Commercial Kitchen and Bar Consultants and should not be reproduced without written permission.

Rev	Description	By	Date
C	Modified kitchen extract ductwork to run internally to roof exhaust	PB	11.06.21
B	Added site plan layout, added external fire escape stairway, added location of trees, added existing parking provision, detailed external access ramp, modiifed ductwork and annotations.	PB	30.04.21
A	For Client Approval	PB	14.01.21

Initial Issue: 14/01/2021

CLIENT
Brighton House

PROJECT TITLE
Restuarant and office redesign

DRAWING TITLE
Proposed Ground Floor Layout

Drawn by: PB	Checked by: RH
Date: 14/01/2021	Scale: 1:100@A3

COMMERCIAL KITCHEN & BAR
Manchester. UK.
www.commercialkitchenandbar.com
0161 266 1000 | 07732 096 418

Job Ref.	Drawing No.	Revision
JR	101	C

This drawing is to be read in conjunction with all relevant drawings.

The main contractor/builder is to interpret the requirements in relationship to the site conditions encountered and as agreed with the Building Control officer.

All dimensions and sizes to be verified on site, any discrepancies to be reported to the client/project manager. These annotations were prepared for planning and/or building control submission only.

This drawing and design is the (© 2020) property of Commercial Kitchen and Bar Consultants and should not be reproduced without written permission.

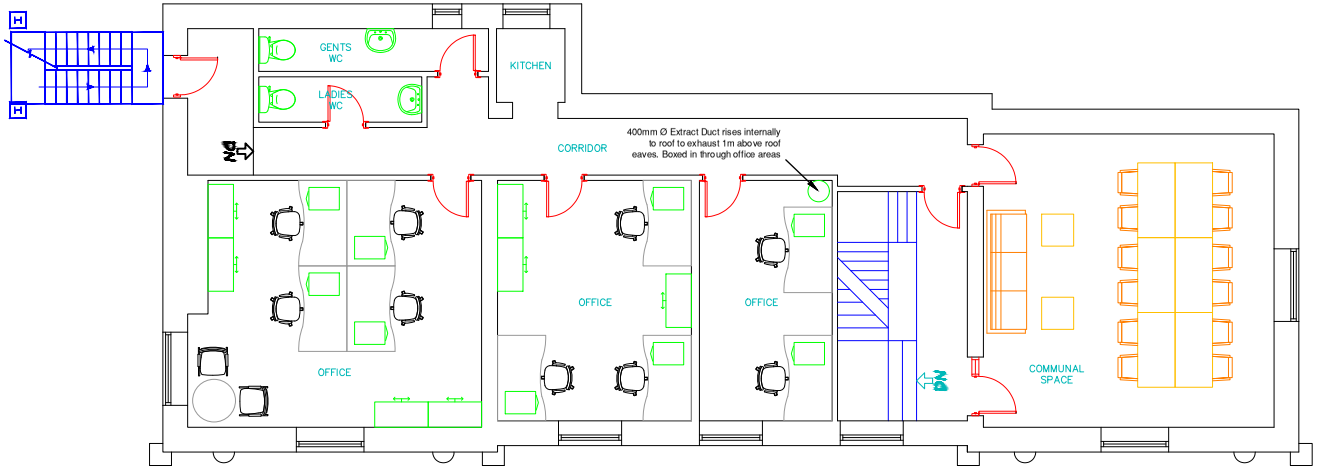

PROPOSED FIRST FLOOR LAYOUT
1:100

Rev	Description	By	Date
C	Modified kitchen extract ductwork to run internally to roof exhaust	PB	11.06.21
B	Added site plan layout, added external fire escape stairway, added location of trees, added existing parking provision, detailed external access ramp, modiifed ductwork and annotations.	PB	30.04.21
A	For Client Approval	PB	14.01.21

Initial Issue: 14/01/2021

CLIENT
Brighton House

PROJECT TITLE
Restuarant and office redesign

DRAWING TITLE
Proposed First Floor Layout

Drawn by: PB	Checked by: RH
Date: 14/01/2021	Scale: 1:100@A3

COMMERCIAL KITCHEN & BAR

Manchester. UK.
www.commercialkitchenandbar.com
0161 266 1000 | 07732 096 418

Job Ref.	Drawing No.	Revision
JR	102	C

This drawing is to be read in conjunction with all relevant drawings.

The main contractor/builder is to interpret the requirements in relationship to the site conditions encountered and as agreed with the Building Control officer.

All dimensions and sizes to be verified on site, any discrepancies to be reported to the client/project manager. These annotations were prepared for planning and/or building control submission only.

This drawing and design is the (© 2020) property of Commercial Kitchen and Bar Consultants and should not be reproduced without written permission.

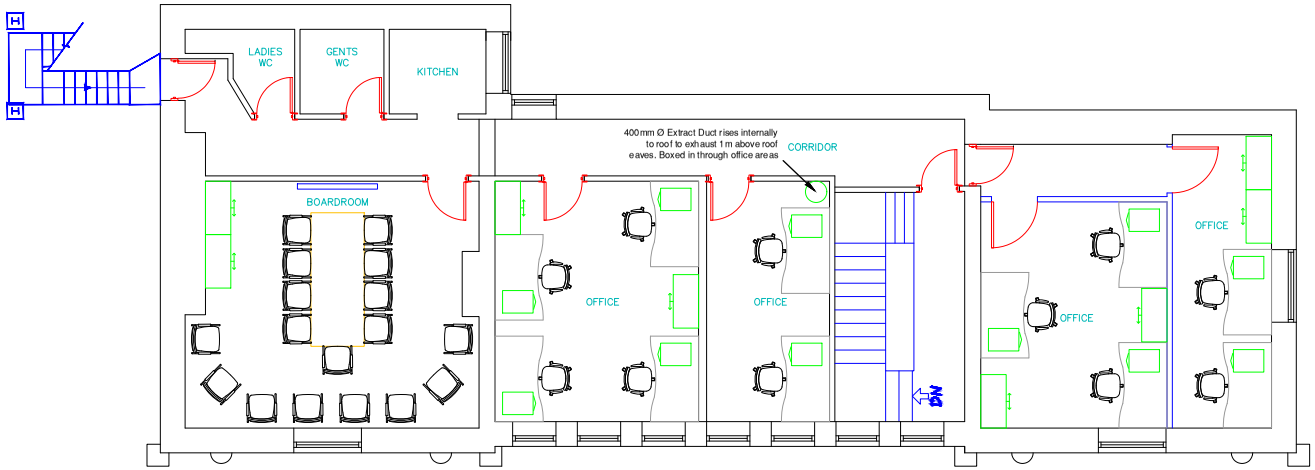

PROPOSED SECOND FLOOR LAYOUT
1:100

Rev	Description	By	Date
C	Modified kitchen extract ductwork to run internally to roof exhaust	PB	11.06.21
B	Added site plan layout, added external fire escape stairway, added location of trees, added existing parking provision, detailed external access ramp, modiifed ductwork and annotations.	PB	30.04.21
A	For Client Approval	PB	14.01.21

Initial Issue: 14/01/2021

CLIENT
Brighton House

PROJECT TITLE
Restuarant and office redesign

DRAWING TITLE
Proposed Second Floor Layout

Drawn by: PB	Checked by: RH
Date: 14/01/2021	Scale: 1:100@A3

COMMERCIAL KITCHEN & BAR

Manchester. UK.
www.commercialkitchenandbar.com
0161 266 1000 | 07732 096 418

Job Ref.	Drawing No.	Revision
JR	103	C

This drawing is to be read in conjunction with all relevant drawings.

The main contractor/builder is to interpret the requirements in relationship to the site conditions encountered and as agreed with the Building Control officer.

All dimensions and sizes to be verified on site, any discrepancies to be reported to the client/project manager. These annotations were prepared for planning and/or building control submission only.

This drawing and design is the (© 2020) property of Commercial Kitchen and Bar Consultants and should not be reproduced without written permission.

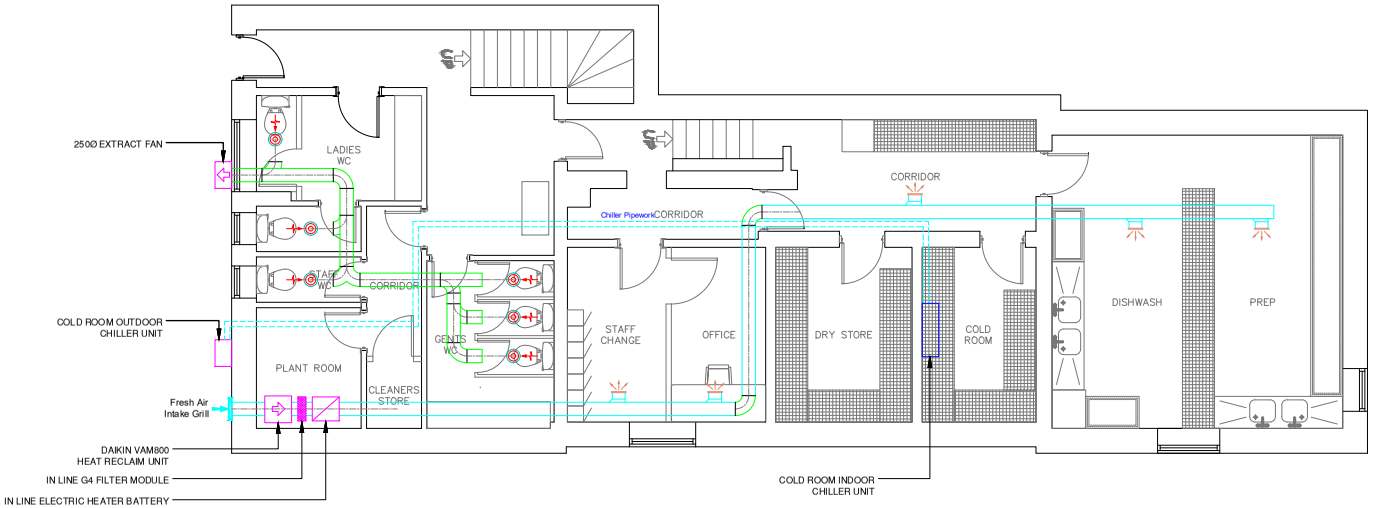

PROPOSED BASEMENT FLOOR MECHANICAL LAYOUT
1:100

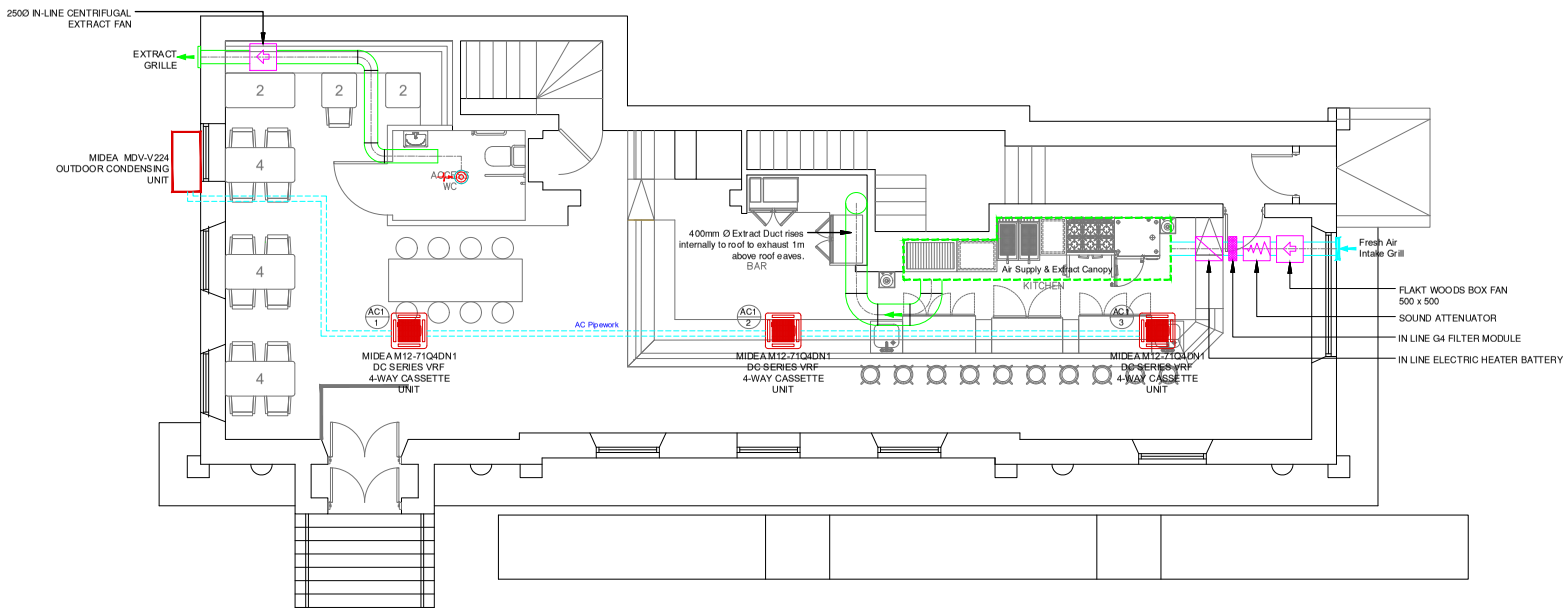

PROPOSED GROUND FLOOR MECHANICAL LAYOUT
1:100

Rev	Description	By	Date
C	Modified kitchen extract ductwork to run internally to roof exhaust	PB	11.06.21
B	Added site plan layout, added external fire escape stairway, added location of trees, added existing parking provision, detailed external access ramp, modiifed ductwork and annotations.	PB	30.04.21
A	For Client Approval	PB	14.01.21

Initial Issue: 14/01/2021

CLIENT
Brighton House

PROJECT TITLE
Restuarant and office redesign

DRAWING TITLE
Proposed Mechanical Services
Basement & Ground Floor Layouts

Drawn by: PB	Checked by: RH
Date: 14/01/2021	Scale: 1:100@A3

COMMERCIAL KITCHEN & BAR

Manchester. UK.
www.commercialkitchenandbar.com
0161 266 1000 | 07732 096 418

Job Ref.	Drawing No.	Revision
JR	104	C

PROPOSED FRONT ELEVATION 1:100

PROPOSED SIDE ELEVATION 1:100

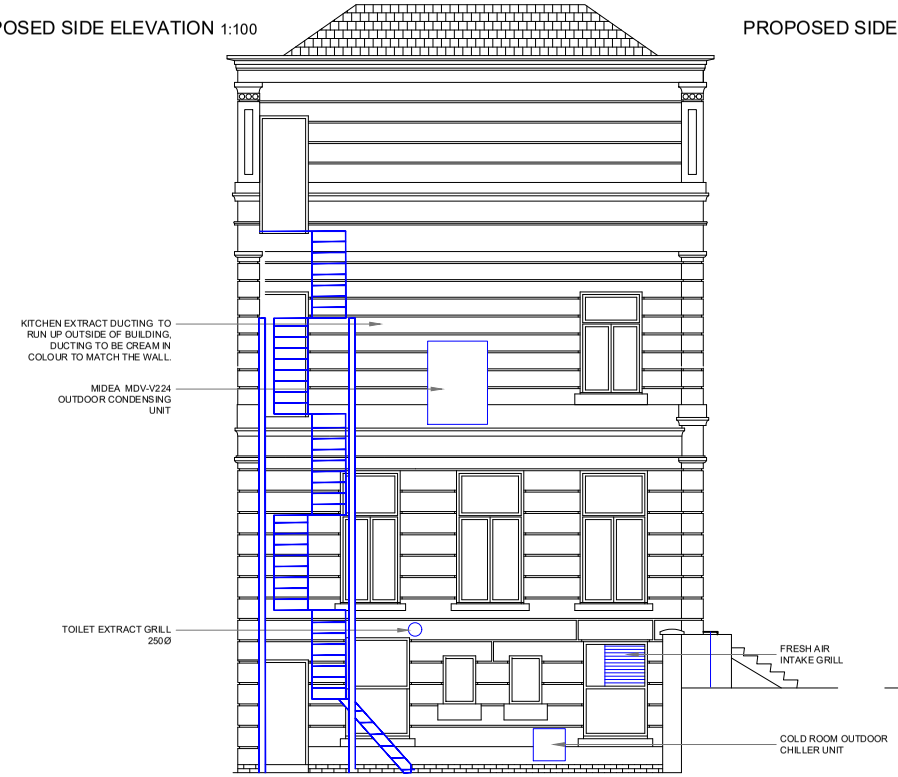

PROPOSED SIDE ELEVATION 1:100

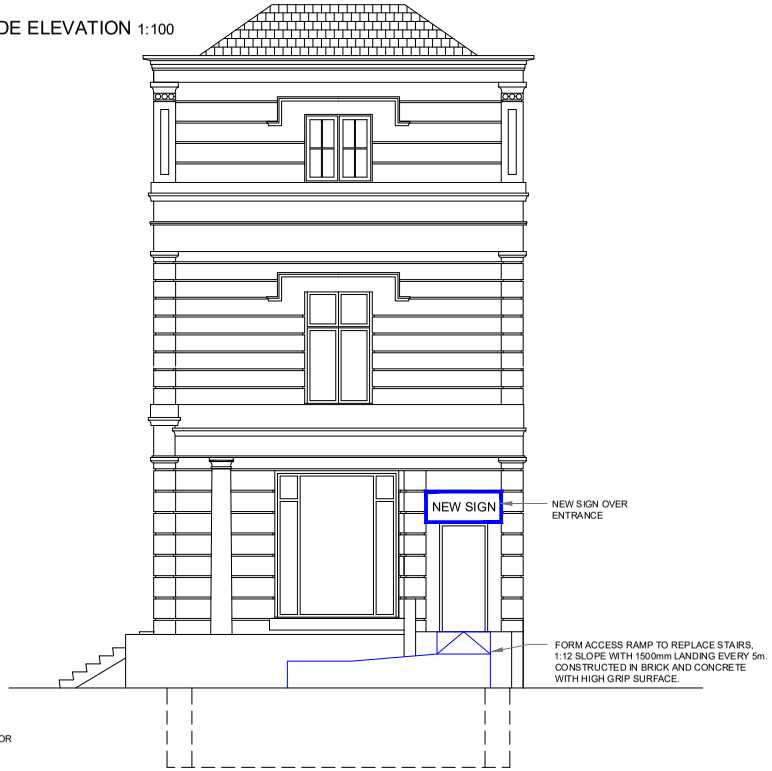

This drawing is to be read in conjunction with all relevant drawings.

The main contractor/builder is to interpret the requirements in relationship to the site conditions encountered and as agreed with the Building Control officer.

All dimensions and sizes to be verified on site, any discrepancies to be reported to the client/project manager. These annotations were prepared for planning and/or building control submission only.

This drawing and design is the (© 2020) property of Commercial Kitchen and Bar Consultants and should not be reproduced without written permission.

Rev	Description	By	Date
C	Modified kitchen extract ductwork to run internally to roof exhaust	PB	11.06.21
B	Added site plan layout, added external fire escape stairway, added location of trees, added existing parking provision, detailed external access ramp, modiifed ductwork and annotations.	PB	30.04.21
A	For Client Approval	PB	14.01.21

Initial Issue: 14/01/2021

CLIENT
Brighton House

PROJECT TITLE
Restuarant and office redesign

DRAWING TITLE
Proposed Elevations

Drawn by: PB	Checked by: RH
Date: 14/01/2021	Scale: 1:100@A3

COMMERCIAL KITCHEN & BAR
Manchester. UK.
www.commercialkitchenandbar.com
0161 266 1000 | 07732 096 418

Job Ref.	Drawing No.	Revision
JR	105	C

This drawing is to be read in conjunction with all relevant drawings.

The main contractor/builder is to interpret the requirements in relationship to the site conditions encountered and as agreed with the Building Control officer.

All dimensions and sizes to be verified on site, any discrepancies to be reported to the client/project manager. These annotations were prepared for planning and/or building control submission only.

This drawing and design is the (© 2020) property of Commercial Kitchen and Bar Consultants and should not be reproduced without written permission.

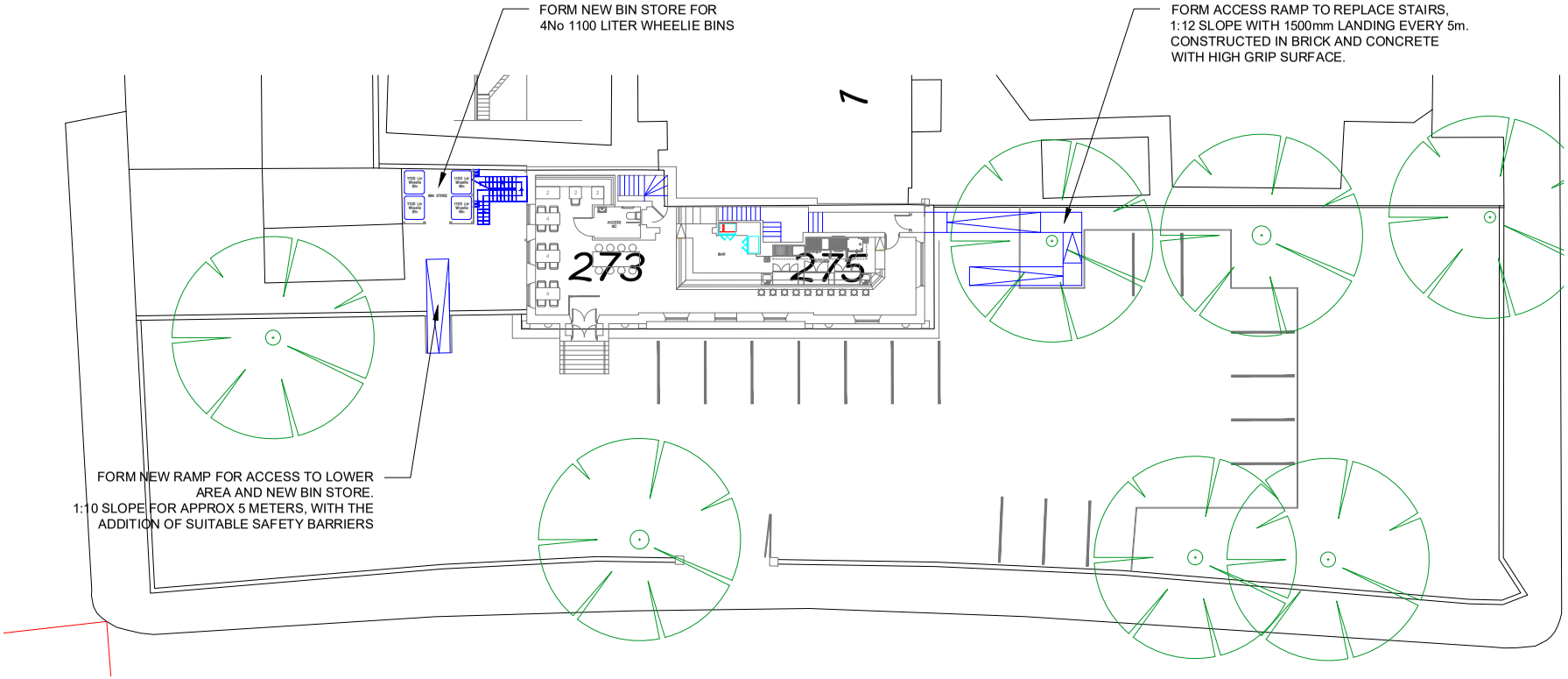

PROPOSED SITE PLAN 1:250

Rev	Description	By	Date
C	Modified kitchen extract ductwork to run internally to roof exhaust	PB	11.06.21
B	Added site plan layout, added external fire escape stairway, added location of trees, added existing parking provision, detailed external access ramp, modiifed ductwork and annotations.	PB	30.04.21
A	For Client Approval	PB	14.01.21

Initial Issue: 14/01/2021

CLIENT
Brighton House

PROJECT TITLE
Restuarant and office redesign

DRAWING TITLE
Site Plan

Drawn by: PB	Checked by: RH
Date: 14/01/2021	Scale: 1:250@A3

COMMERCIAL KITCHEN & BAR

Manchester. UK.
www.commercialkitchenandbar.com
0161 266 1000 | 07732 096 418

Job Ref.	Drawing No.	Revision
JR	106	C