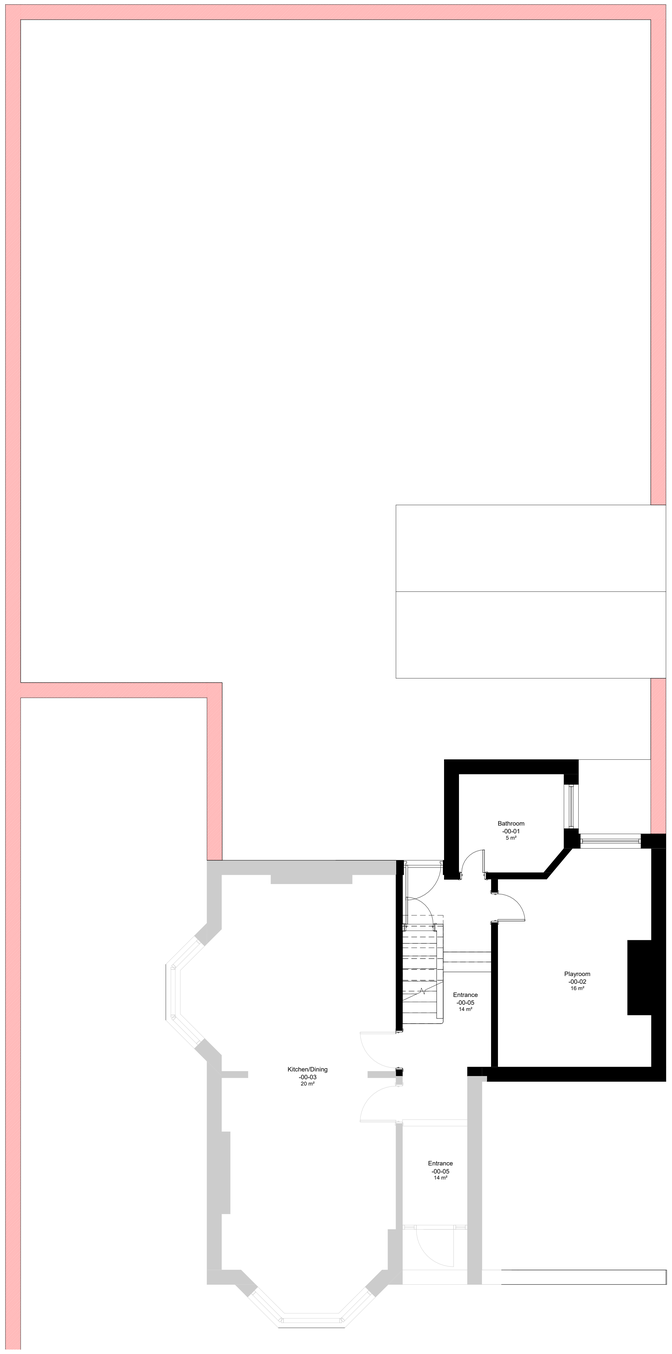

1 -00 - Lower Ground Floor Plan GA

1 : 50

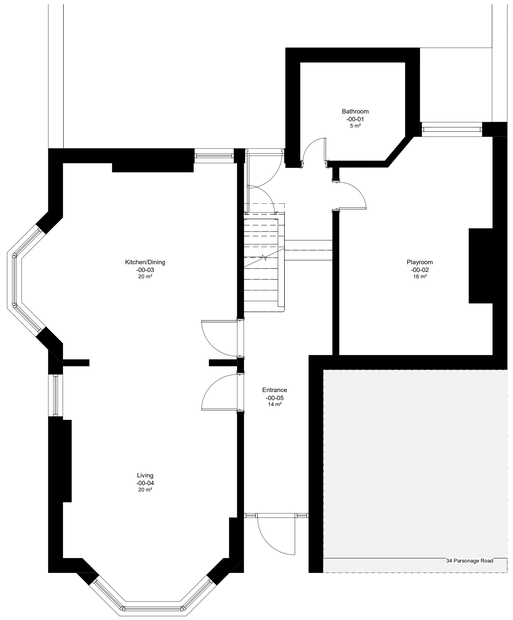

2 00 - Ground Floor Plan GA

1 : 50

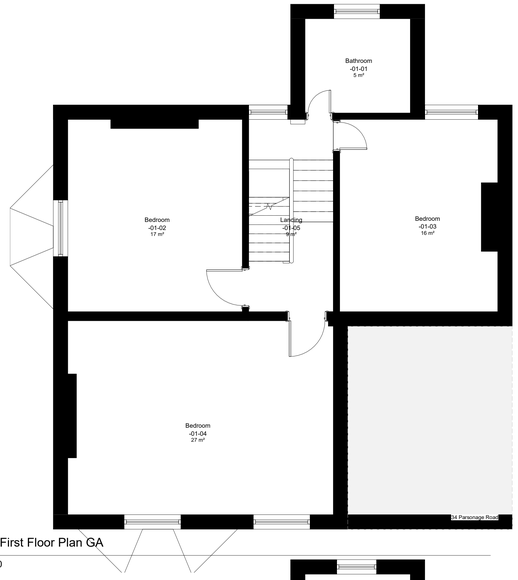

3 01 - First Floor Plan GA

1 : 50

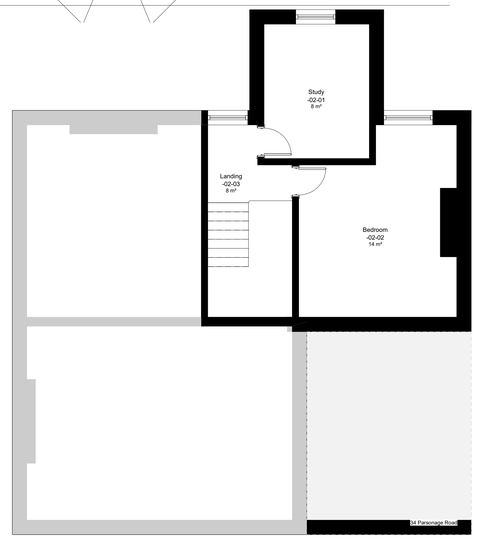

4 02 - Second Floor Plan GA

1 : 50

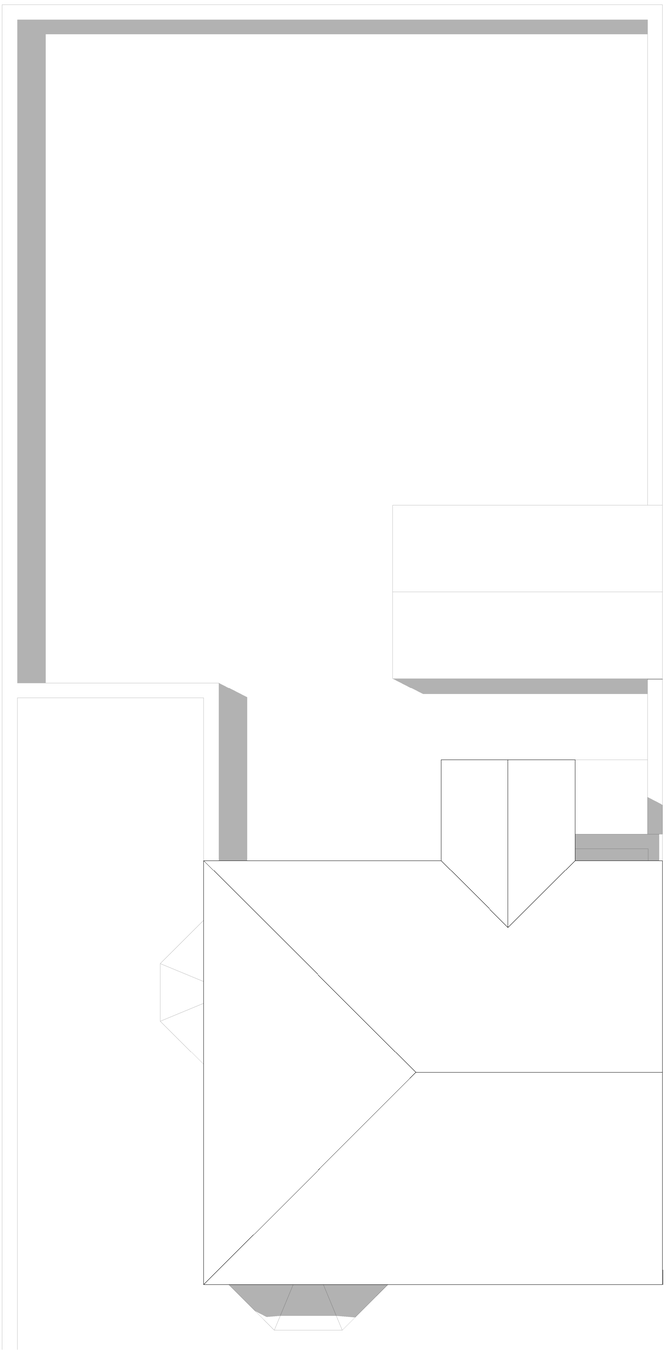

5 RL - Roof Plan GA

1 : 50

Copyright of this drawing is vested in the Architect and it must not be copied or reproduced without consent. Only figured dimensions are to be taken from this drawing. All contractors must visit the site and be responsible for taking and checking all dimensions relative to their work.

Notify the Architect immediately of any variation between drawings and site conditions.

DO NOT SCALE OFF THIS DRAWING - IF IN DOUBT ASK.

Where drawings are based on survey information received, surveys are available on request.

All drawings to be read in conjunction with all relevant Structural and M&E Engineers drawings and specifications.

H&S HAZARDS:

Significant hazards relative to the architectural design shown on this drawing have been assessed and highlighted with reasonable skill and care using a warning triangle system.

This drawing is to be read in conjunction with all other hazards/risks which have been identified and recorded within the construction phase H&S plan.

It is assumed that all works on this drawing will be carried out by a competent contractor working, where appropriate, to an approved method statement.

Significant hazards are defined as :-

- Those not likely to be obvious to a competent contractor or other designers.
- Those of an unusual nature.
- Those likely to be difficult to manage effectively.

General Notes:

Rev:	Details:	By/Chk	Date:

template architects

www.template-architects.com
Tel: 07890973273
Email: hello@template-architects.com

Template Architects Limited
Registered in England & Wales - 12641085

Client: Mr.J Keery & Mrs.V Wagstaff		
Project: Parsonage Road		
Drawing Title: Existing Information - Floor Plans		
Stage: Planning	Status: Planning	
Drawn By: TA	Date: September 2021	Scale: 1 : 50
Project Number: 200001		Sheet Size: A0
TA-P1-XX-GA-A-0001		Revision:

03/09/2021 10:01:32