

Site Plan
Scale 1 :500

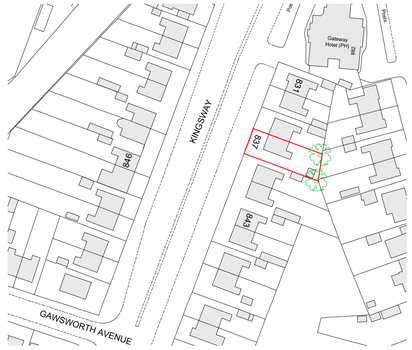

Location Plan
Scale 1 :1250

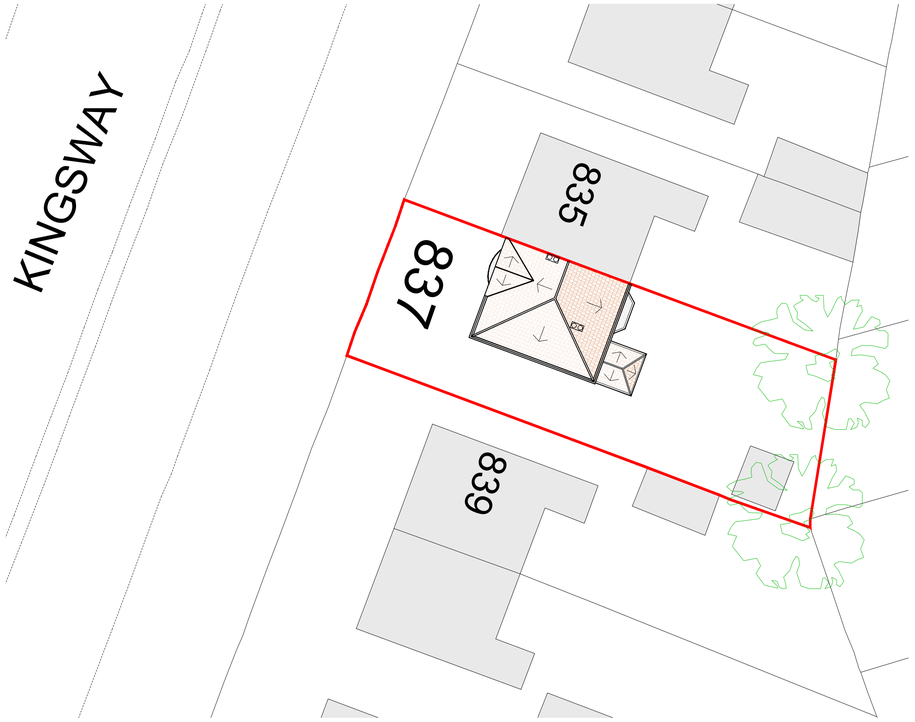

Existing Site Plan
Scale 1:200

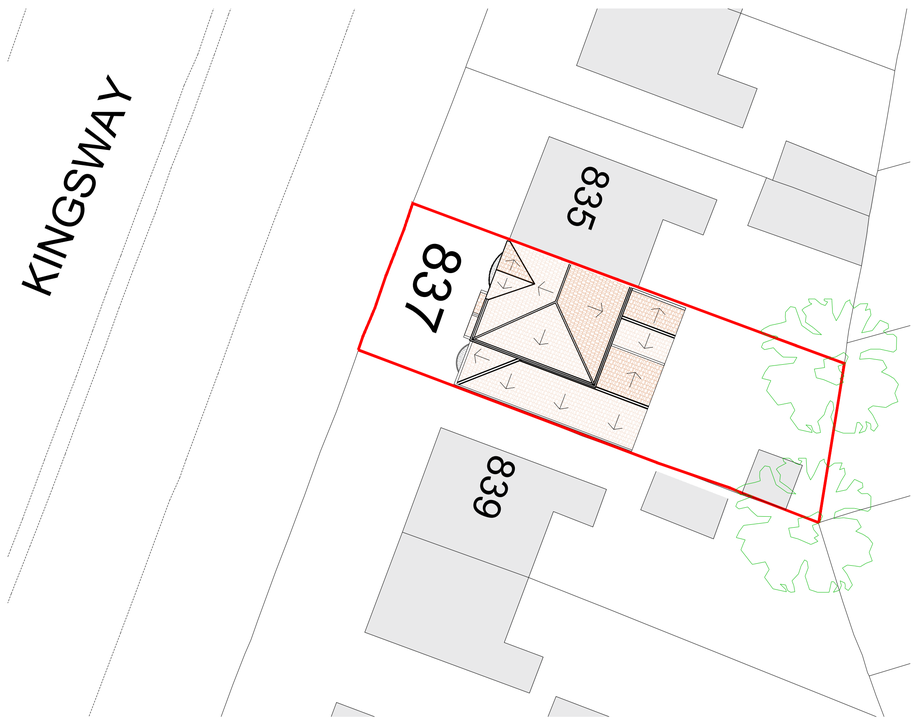

Proposed Site Plan
Scale 1:200

GENERAL NOTES

1. The contractor must check the site and the approved drawings before commencing the works and must take any working measurements as necessary and any discrepancy must be reported to the client.

2. Work shall comply with any current relevant BS/codes of practices and confirm to the Building Regulations including the latest amendment. The contractor is responsible for setting out the works.

PROJECT ADDRESS
837 Kingsway
Manchester
M20 5PA

PROJECT
Single Storey Side Extension
Single Storey Rear Extension

KEY
Boundary

REVISION	DATE

Drawing No.
PP85(1)20

Scale
1:1250 @ A1
1:500 @ A1
1:200 @ A1

Date
19.10.21

Drawn by
at

AT A. Design
Address:
12 Hastings Gardens
Stockport
SK5 8BF
T. 07830039347
E. ata_design@hotmail.com

0 m 1 m 3 m 6 m 12 m 20 m
SCALE BAR 1:200

0 10 m 20 m 50 m
SCALE BAR 1:500

0 5 m 25 m 50 m 100 m
SCALE BAR 1:1250