NOTES :
Copyright in all documents and drawings prepared by the designer and otherwise agreed, remain the property of the designer and must not be consent of Fahad Patel.
DO NOT SCALE OFF THIS DRAWING.
All dimensions to be checked on site and any discrepancies to be

ALL LEVELS TO BE CHECKED ON SITE.
All discrepancies between information shown on the drawings and the prior to proceeding.
All component sizes and references to be checked prior to ordering of
Positions and designation (i.e. combined, surface water or foul) of
All relevant boundary positions to be checked prior to proceeding.

any works executed from these documents and drawings shall, unless reproduced by, lent or disclosed to , a third party without the written

referred to the architectural designer before proceeding.

information in the specification to be referred to the architectural designer

materials.
existing drain runs on site are to be checked / confirmed by the building
Where new connections are required to existing drains all to be rodded also to be
additional capacity and the type of effluent being connected.

Proposed change of use from public house to offices Class E(g)(i) with new entrance and fenestration.

Drwg No. 01 Revision 1

Floor Plans & Elevations

Scale: 1 : 100 (A1 drwg size) Date: Nov 2021

FP Architecture & Planning
email: fparchplanning@hotmail.com
tel: 07763680011

Architecture & Planning

SCALE BAR 1:100

Scale 1 : 100

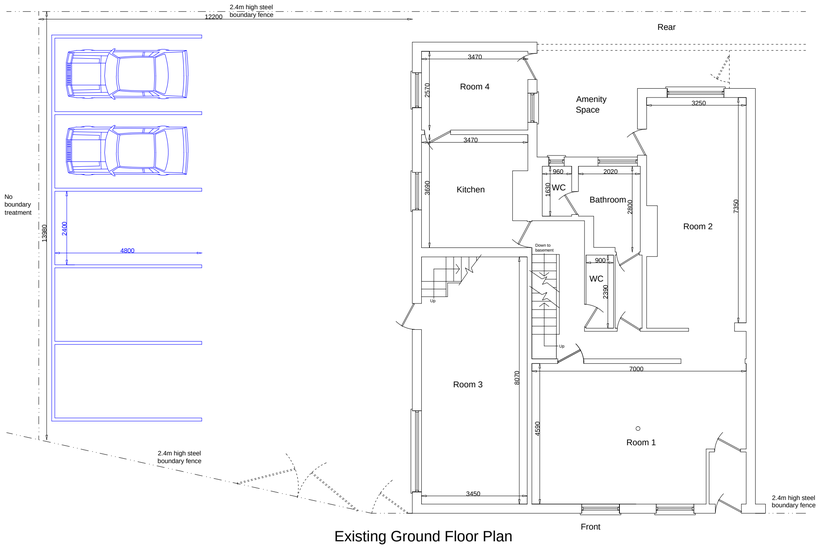

Existing Ground Floor Plan

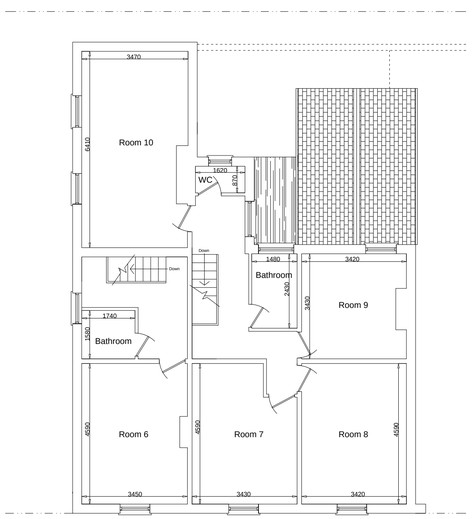

Existing First Floor Plan

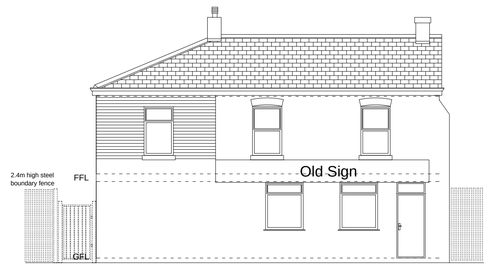

Existing Front Elevation



Existing LHS Elevation

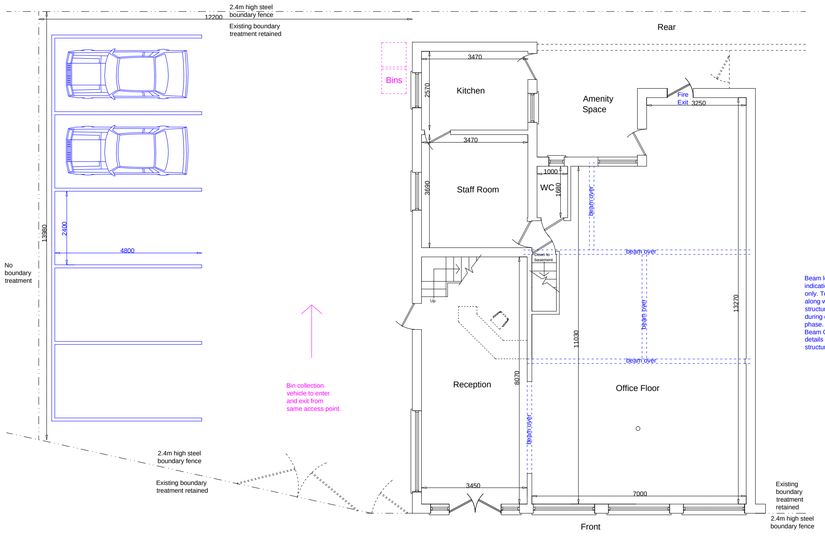

Proposed Ground Floor Plan

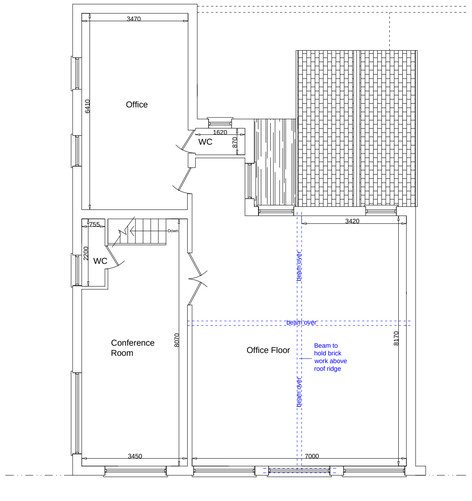

Proposed First Floor Plan

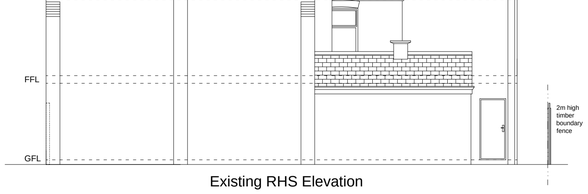

Existing RHS Elevation



Existing Rear Elevation

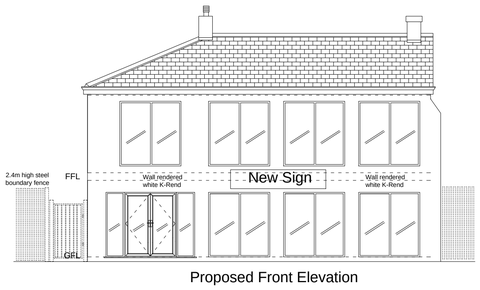

Proposed Front Elevation

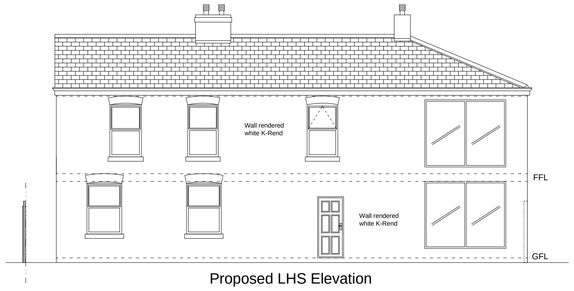

Proposed LHS Elevation

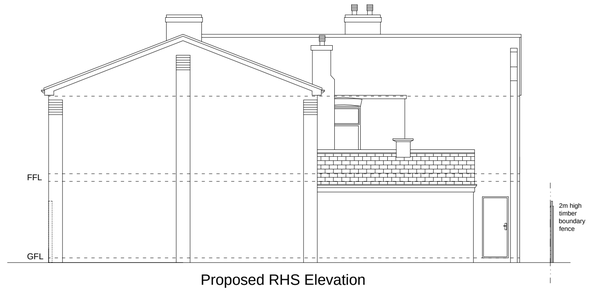

Proposed RHS Elevation



Proposed Rear Elevation