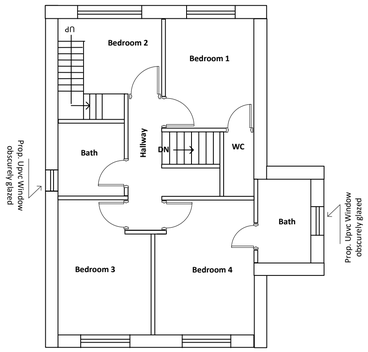

PROPOSED 1st FLOOR PLAN

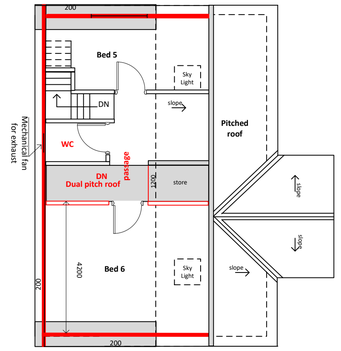

PROPOSED DORMER PLAN

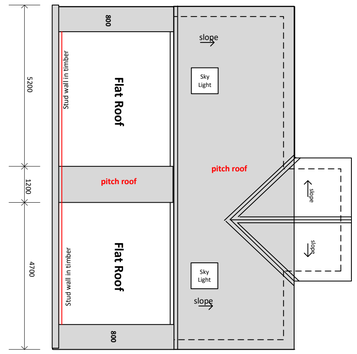

PROPOSED Roof Plan

Scale Bar 1:100

0 5 10m

Design 4 Build Services 77 Fields new Road, Oldham OL9 8BT Mob. 07722432673			
Client	Mr. Muhammad Anss 34 Saddlecote Close Manchester M8 5EG		
Title	Single storey extension at rear and Construction of dormer in Loft		
Scale	1 = 100@A3	Drawing No.	AS-BR-01 20/09/2021



EXISTING REAR ELEVATION

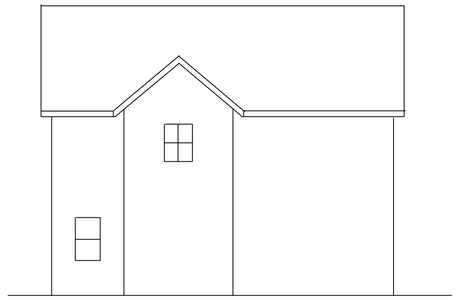

EXISTING NORTH WEST ELEVATION



PROPOSED REAR ELEVATION

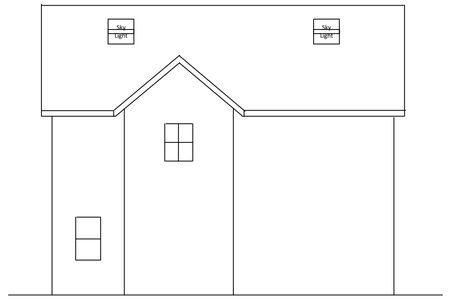

PROPOSED NORTH WEST ELEVATION

Design 4 Build Services 77 Fields new Road, Oldham OL9 8BT Mob. 07722432673			
Client	Mr. Muhammad Anss 34 Saddlecote Close Manchester M8 5EG		
Title	Single storey extension at rear and Construction of dormer in Loft		
Scale	1 = 100@A3	Drawing No.	AS-BR-02 20/09/2021

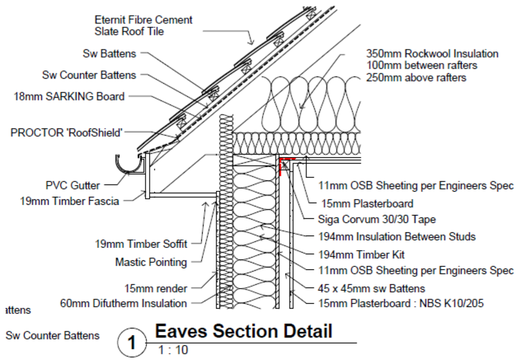

1 Eaves Section Detail
1 : 10

NOTE

The construction of dormer in loft is a permitted development.

The applicant is willing pre-approval so no one can have objection on its construction.

Application is submitted for approval.

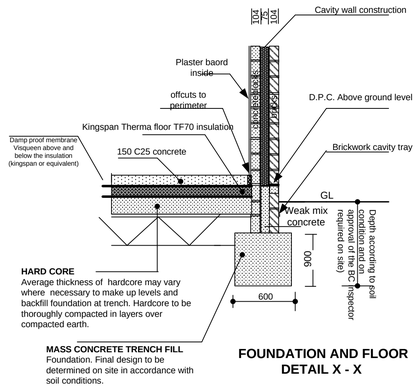

FOUNDATION AND FLOOR DETAIL X - X

Not to scale

New Ground Floor

All vegetable soil and deleterious matter stripped off site. Lay min. 150 mm of clean crushed stone hardcore and compact. Lay 1200 guage DPM and fully lap with DPC. Any joint in DPM to be lapped min. 300 mm. Provide 100 mm KINGSPAN / CELETE or equivalent insulation as shown in the section. Lay min. 100 mm concrete (1:2:4, 20 mm aggregate) slab finish surface of with 65 mm sand/ cement screed or 25 mm Asphalt. For any existing wood floor ventilation, , lay 100 mm dia PVC pipe in new ground floor. Consult architect or site engineer for minimum thicknesses.

Design 4 Build Services 77 Fields new Road, Oldham OL9 8BT Mob. 07722432673			
Client	Mr. Muhammad Anss 34 Saddlecote Close Manchester M8 5EG		
Title	Single storey extension at rear and Construction of dormer in Loft		
Scale	1 = 100@A3	Drawing No.	AS-BR-04 20/09/2021

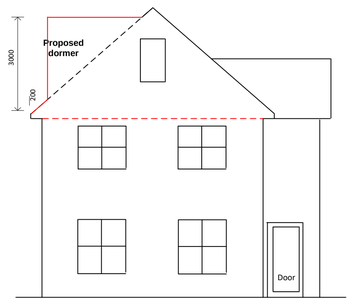

PROPOSED FRONT ELEVATION

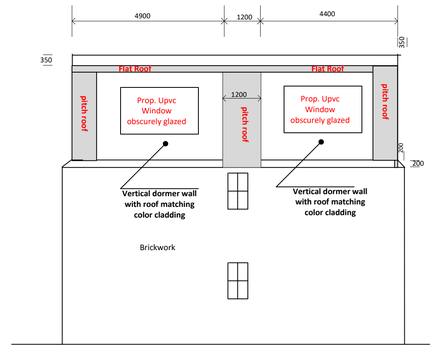

PROPOSED SOUTH EAST ELEVATION

SPECIAL NOTES

Each effort has been made by the designer to draw this / these drawings as per site measurements hence takes no responsibility / liability for any dimension obtained by scaling from this drawing and comparing with original as it is too difficult to draw the original. There may be any mistake in taking any measurement. If no dimension is shown, the recipient must ascertain the dimension specifically from the designer or by site measurement. No dimensions are to be scaled from this drawing, all dimensions to be checked before work commences and any discrepancy must be reported.
All works is to be carried out in compliance with Local Authority approvals, requirements and conditions. All works are to be in accordance with the relevant BS or BS EN. Standards and Codes of Practice.
The contractor / builder is to comply in all respects with the current building regulations whether or not specifically stated on these drawings.
The contractor / builder is to check and verify all building and site dimensions, levels and sewer invert levels at connection points before work commences.

Before work commences - the client/ contractor MUST ensure ALL Planning conditions and Building Regulation conditions have been discharged or resolved to the satisfaction of the Local Authority, prior to commencement on site.

No liability if there is any mistake in dimensions or specs by the drawer of this drawing.



EXISTING FRONT ELEVATION

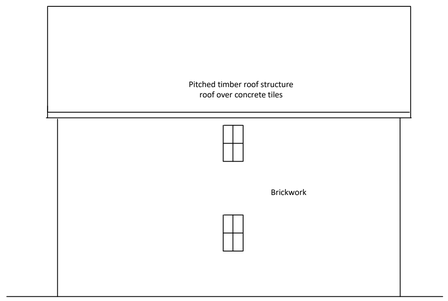

EXISTING SOUTH EAST ELEVATION

Design 4 Build Services 77 Fields new Road, Oldham OL9 8BT Mob. 07722432673			
Client	Mr. Muhammad Anss 34 Saddlecote Close Manchester M8 5EG		
Title	Single storey extension at rear and Construction of dormer in Loft		
Scale	1 = 100@A3	Drawing No.	AS-BR-03 20/09/2021